

# **TRIPLES** *Customs*

## **CHEVROLET CAVALIER 1991-2004 VEHICLE WIRING**

WIRING INFORMATION: 1991 Chevy Cavalier

WIRE	WIRE COLOR	WIRE LOCATION
12V CONSTANT WIRE	RED	Ignition harness
STARTER WIRE	YELLOW	Ignition harness
IGNITION WIRE	PINK	Ignition harness
ACCESSORY WIRE	ORANGE	Ignition Harness
POWER DOOR LOCK (5-wire reverse polarity)	LT. BLUE	Harness In Driver's Kick Panel
POWER DOOR UNLOCK (5-wire reverse polarity)	BLACK	Harness In Driver's Kick Panel
PARKING LIGHTS (+)	BROWN	Headlight switch or lock in driver kick
DRIVER DOOR TRIGGER (-)	LT.GREEN/BLACK	Harness In Driver's Kick Panel
PASSENGER DOOR TRIGGER (-)	LT.BLUE	Passenger Kick Panel
DOMELIGHT SUPERVISION (-)	WHITE	Courtesy Light Under Dash
TRUNK TRIGGER (-)	BLACK /ORANGE	Harness In Driver's Kick Panel
TRUNK RELEASE (+)	BROWN	At Trunk Release Switch
TACHOMETER	WHITE or PURPLE/WHITE	Engine Control Module Behind Glove Box
BRAKE WIRE (+)	WHITE	At Brake Pedal Switch
HORN TRIGGER (-)	BLACK	Harness At Steering column
LEFT FRONT WINDOW UP	DARK BLUE	At Motor Inside Driver's Door
LEFT FRONT WINDOW DOWN	BROWN	At Motor Inside Driver's Door
RIGHT FRONT WINDOW UP	BLUE/WHITE	Harness In Driver's Kick Panel From Driver Door
RIGHT FRONT WINDOW DOWN	TAN	Harness In Driver's Kick Panel From Driver Door
LEFT REAR WINDOW UP	DARK GREEN	Harness In Driver's Kick Panel From Driver Door
LEFT REAR WINDOW DOWN	PURPLE	Harness In Driver's Kick Panel From Driver Door
RIGHT REAR WINDOW UP	LIGHT GREEN	Harness In Driver's Kick Panel From Driver Door
RIGHT REAR WINDOW DOWN	PURPLE/WHITE	Harness In Driver's Kick Panel From Driver Door

WIRING INFORMATION: 1992 Chevy Cavalier

WIRE	WIRE COLOR	WIRE LOCATION
12V CONSTANT WIRE	RED	Ignition harness
STARTER WIRE	YELLOW	Ignition harness
IGNITION WIRE	PINK	Ignition harness
ACCESSORY WIRE	ORANGE	Ignition Harness
POWER DOOR LOCK (+)	LT. BLUE	Harness In Driver's Kick Panel
POWER DOOR UNLOCK (+)	BLACK	Harness In Driver's Kick Panel
PARKING LIGHTS (+)	BROWN	Headlight switch or lock in driver kick
DRIVER DOOR TRIGGER (-)	LT.GREEN/BLACK	Harness In Driver's Kick Panel
PASSENGER DOOR TRIGGER (-)	LT.BLUE	Passenger Kick Panel
DOMELIGHT SUPERVISION (-)	WHITE	Courtesy Light Under Dash
TRUNK TRIGGER (-)	BLACK /ORANGE	Harness In Driver's Kick Panel
TRUNK RELEASE (+)	BROWN	At Trunk Release Switch
TACHOMETER	WHITE or PURPLE/WHITE	Engine Control Module Behind Glove Box
BRAKE WIRE (+)	WHITE	At Brake Pedal Switch
HORN TRIGGER (-)	BLACK	Harness At Steering column
LEFT FRONT WINDOW UP	DARK BLUE	At Motor Inside Driver's Door
LEFT FRONT WINDOW DOWN	BROWN	At Motor Inside Driver's Door
RIGHT FRONT WINDOW UP	BLUE/WHITE	Harness In Driver's Kick Panel From Driver Door
RIGHT FRONT WINDOW DOWN	TAN	Harness In Driver's Kick Panel From Driver Door
LEFT REAR WINDOW UP	DARK GREEN	Harness In Driver's Kick Panel From Driver Door
LEFT REAR WINDOW DOWN	PURPLE	Harness In Driver's Kick Panel From Driver Door
RIGHT REAR WINDOW UP	LIGHT GREEN	Harness In Driver's Kick Panel From Driver Door
RIGHT REAR WINDOW DOWN	PURPLE/WHITE	Harness In Driver's Kick Panel From Driver Door

WIRING INFORMATION: 1993 Chevy Cavalier

WIRE	WIRE COLOR	WIRE LOCATION
12V CONSTANT WIRE	RED	Ignition harness
STARTER WIRE	YELLOW	Ignition harness
IGNITION WIRE	PINK	Ignition harness
ACCESSORY WIRE	ORANGE	Ignition Harness
POWER DOOR LOCK (+)	LT. BLUE	Harness In Driver's Kick Panel
POWER DOOR UNLOCK (+)	BLACK	Harness In Driver's Kick Panel
PARKING LIGHTS (+)	BROWN	Headlight switch or lock in driver kick
DRIVER DOOR TRIGGER (-)	LT.GREEN/BLACK	Harness In Driver's Kick Panel
PASSENGER DOOR TRIGGER (-)	LT.BLUE	Passenger Kick Panel
DOME LIGHT SUPERVISION (-)	WHITE	Courtesy Light Under Dash
TRUNK TRIGGER (-)	BLACK /ORANGE	Harness In Driver's Kick Panel
TRUNK RELEASE (+)	BROWN	At Trunk Release Switch
TACHOMETER	WHITE or PURPLE/WHITE	Engine Control Module Behind Glove Box
BRAKE WIRE (+)	WHITE	At Brake Pedal Switch
HORN TRIGGER (-)	BLACK	Harness At Steering column
LEFT FRONT WINDOW UP	DARK BLUE	At Motor Inside Driver's Door
LEFT FRONT WINDOW DOWN	BROWN	At Motor Inside Driver's Door
RIGHT FRONT WINDOW UP	BLUE/WHITE	Harness In Driver's Kick Panel From Driver Door
RIGHT FRONT WINDOW DOWN	TAN	Harness In Driver's Kick Panel From Driver Door
LEFT REAR WINDOW UP	DARK GREEN	Harness In Driver's Kick Panel From Driver Door
LEFT REAR WINDOW DOWN	PURPLE	Harness In Driver's Kick Panel From Driver Door
RIGHT REAR WINDOW UP	LIGHT GREEN	Harness In Driver's Kick Panel From Driver Door
RIGHT REAR WINDOW DOWN	PURPLE/WHITE	Harness In Driver's Kick Panel From Driver Door




WIRING INFORMATION: 1994 Chevy Cavalier

WIRE	WIRE COLOR	WIRE LOCATION
12V CONSTANT WIRE	RED	Ignition harness
STARTER WIRE	YELLOW	Ignition harness
IGNITION WIRE	PINK	Ignition harness
ACCESSORY WIRE	ORANGE	Ignition Harness
POWER DOOR LOCK (+)	LT. BLUE	Harness In Driver's Kick Panel
POWER DOOR UNLOCK (+)	BLACK	Harness In Driver's Kick Panel
PARKING LIGHTS (+)	BROWN	Headlight switch or lock in driver kick
DRIVER DOOR TRIGGER (-)	LT.GREEN/BLACK	Harness In Driver's Kick Panel
PASSENGER DOOR TRIGGER (-)	LT.BLUE	Passenger Kick Panel
DOME LIGHT SUPERVISION (-)	WHITE	Courtesy Light Under Dash
TRUNK TRIGGER (-)	BLACK /ORANGE	Harness In Driver's Kick Panel
TRUNK RELEASE (+)	BROWN	At Trunk Release Switch
TACHOMETER	WHITE or PURPLE/WHITE	Engine Control Module Behind Glove Box
BRAKE WIRE (+)	WHITE	At Brake Pedal Switch
HORN TRIGGER (-)	BLACK	Harness At Steering column
LEFT FRONT WINDOW UP	DARK BLUE	At Motor Inside Driver's Door
LEFT FRONT WINDOW DOWN	BROWN	At Motor Inside Driver's Door
RIGHT FRONT WINDOW UP	BLUE/WHITE	Harness In Driver's Kick Panel From Driver Door
RIGHT FRONT WINDOW DOWN	TAN	Harness In Driver's Kick Panel From Driver Door
LEFT REAR WINDOW UP	DARK GREEN	Harness In Driver's Kick Panel From Driver Door
LEFT REAR WINDOW DOWN	PURPLE	Harness In Driver's Kick Panel From Driver Door
RIGHT REAR WINDOW UP	LIGHT GREEN	Harness In Driver's Kick Panel From Driver Door
RIGHT REAR WINDOW DOWN	PURPLE/WHITE	Harness In Driver's Kick Panel From Driver Door

WIRING INFORMATION: 1995 Chevy Cavalier

WIRE	WIRE COLOR	WIRE LOCATION
12V CONSTANT WIRE	RED	Ignition harness
STARTER WIRE	YELLOW	Ignition harness
IGNITION WIRE	PINK	Ignition harness
SECOND IGNITION WIRE	WHITE	Ignition harness
ACCESSORY WIRE	ORANGE	Ignition harness
POWER DOOR LOCK (5-wire)	LT. BLUE	Harness In Driver's Kick Panel
POWER DOOR UNLOCK (5-wire)	WHITE	Harness In Driver's Kick Panel
PARKING LIGHTS (+)	BROWN	Harness In Driver's Kick Panel Running To Vehicle's Rear
DRIVER DOOR TRIGGER (-)	LT.GREEN/BLACK	Harness In Driver's Kick Panel
PASSENGER DOOR TRIGGER (-)	LT.BLUE	Passenger Kick Panel
TRUNK TRIGGER (-)	BLACK	At Light In Trunk
TRUNK RELEASE (+)	BLACK/WHITE	OEM Keyless Module In Left Rear Of Trunk
TACHOMETER	2.2L models: WHITE or ORANGE 2.3L models: PURPLE/WHITE	Engine Harness Next To Battery Below Radiator Hose
BRAKE WIRE (+)	WHITE	At Brake Pedal Switch
HORN TRIGGER (-)	BLACK	Harness At Steering Column
LEFT FRONT WINDOW UP	DARK BLUE	At Motor Inside Driver's Door
LEFT FRONT WINDOW DOWN	BROWN	At Motor Inside Driver's Door
RIGHT FRONT WINDOW UP	LIGHT BLUE	Harness In Driver's Kick Panel From Driver Door
RIGHT FRONT WINDOW DOWN	TAN	
LEFT REAR WINDOW UP	DARK GREEN	
LEFT REAR WINDOW DOWN	PURPLE	
RIGHT REAR WINDOW UP	LIGHT GREEN	
RIGHT REAR WINDOW DOWN	PURPLE	

This vehicle is equipped with the Passlock I anti-theft system. This must be bypassed when installing a remote start system








WIRING INFORMATION: 1996 Chevy Cavalier

WIRE	WIRE COLOR	WIRE LOCATION
12V CONSTANT WIRE	RED	Ignition harness
STARTER WIRE	YELLOW	Ignition harness
IGNITION WIRE	PINK	Ignition harness
SECOND IGNITION WIRE	WHITE	Ignition harness
ACCESSORY WIRE	ORANGE	Ignition harness
POWER DOOR LOCK (models with OEM keyless: positive trigger, models without OEM keyless: 5-wire reverse polarity)	LT. BLUE	Harness In Driver's Kick Panel
POWER DOOR UNLOCK (models with OEM keyless: positive trigger, models without OEM keyless: 5-wire reverse polarity)	WHITE	Harness In Driver's Kick Panel
PARKING LIGHTS (+)	BROWN	Harness In Driver's Kick Panel Running To Vehicle's Rear
DRIVER DOOR TRIGGER (-)	LT.GREEN/BLACK	Harness In Driver's Kick Panel
PASSENGER DOOR TRIGGER (-)	LT.BLUE	Passenger Kick Panel
TRUNK TRIGGER (-)	BLACK	At Light In Trunk
TRUNK RELEASE (+)	BLACK/WHITE	OEM Keyless Module In Left Rear Of Trunk
TACHOMETER	2.2L models: WHITE or ORANGE 2.3L models: PURPLE/WHITE	Engine Harness Next To Battery Below Radiator Hose
BRAKE WIRE (+)	WHITE	At Brake Pedal Switch
HORN TRIGGER (-)	BLACK	Harness At Steering Column
LEFT FRONT WINDOW UP	DARK BLUE	At Motor Inside Driver's Door
LEFT FRONT WINDOW DOWN	BROWN	At Motor Inside Driver's Door
RIGHT FRONT WINDOW UP	LIGHT BLUE	Harness In Driver's Kick Panel From Driver Door
RIGHT FRONT WINDOW DOWN	TAN	
LEFT REAR WINDOW UP	DARK GREEN	
LEFT REAR WINDOW DOWN	PURPLE	
RIGHT REAR WINDOW UP	LIGHT GREEN	
RIGHT REAR WINDOW DOWN	PURPLE	



This vehicle is equipped with the Passlock I anti-theft system. This must be bypassed when installing a remote start system



WIRING INFORMATION: 1997 Chevy Cavalier

WIRE	WIRE COLOR	WIRE LOCATION
12V CONSTANT WIRE	RED	Ignition harness
STARTER WIRE	YELLOW	Ignition harness
IGNITION WIRE	PINK	Ignition harness
SECOND IGNITION WIRE	WHITE	Ignition harness
ACCESSORY WIRE	ORANGE	Ignition harness
POWER DOOR LOCK (models with OEM keyless: positive trigger, models without OEM keyless: 5-wire reverse polarity)	LT. BLUE	Harness In Driver's Kick Panel
POWER DOOR UNLOCK (models with OEM keyless: positive trigger, models without OEM keyless: 5-wire reverse polarity)	WHITE	Harness In Driver's Kick Panel
PARKING LIGHTS (+)	BROWN	Harness In Driver's Kick Panel Running To Vehicle's Rear
DRIVER DOOR TRIGGER (-)	LT.GREEN/BLACK	Harness In Driver's Kick Panel
PASSENGER DOOR TRIGGER (-)	LT.BLUE	Passenger Kick Panel
TRUNK TRIGGER (-)	BLACK	At Light In Trunk
TRUNK RELEASE (+)	BLACK/WHITE	OEM Keyless Module In Left Rear Of Trunk
TACHOMETER	PURPLE/WHITE	Engine Harness Next To Battery Below Radiator Hose
BRAKE WIRE (+)	WHITE	At Brake Pedal Switch
HORN TRIGGER (-)	BLACK	Harness At Steering Column
LEFT FRONT WINDOW UP	DARK BLUE	At Motor Inside Driver's Door
LEFT FRONT WINDOW DOWN	BROWN	At Motor Inside Driver's Door
RIGHT FRONT WINDOW UP	LIGHT BLUE	Harness In Driver's Kick Panel From Driver Door
RIGHT FRONT WINDOW DOWN	TAN	
LEFT REAR WINDOW UP	DARK GREEN	
LEFT REAR WINDOW DOWN	PURPLE	
RIGHT REAR WINDOW UP	LIGHT GREEN	
RIGHT REAR WINDOW DOWN	PURPLE	

This vehicle is equipped with the Passlock I anti-theft system. This must be bypassed when installing a remote start system








WIRING INFORMATION: 1998 Chevy Cavalier

WIRE	WIRE COLOR	WIRE LOCATION
12V CONSTANT WIRE	RED	Ignition harness
STARTER WIRE	YELLOW	Ignition harness
IGNITION WIRE	PINK	Ignition harness
SECOND IGNITION WIRE	WHITE	Ignition harness
ACCESSORY WIRE	ORANGE	Ignition harness
POWER DOOR LOCK (models with OEM keyless: positive trigger, models without OEM keyless: 5-wire reverse polarity)	LT. BLUE	Harness In Driver's Kick Panel
POWER DOOR UNLOCK (models with OEM keyless: positive trigger, models without OEM keyless: 5-wire reverse polarity)	WHITE	Harness In Driver's Kick Panel
PARKING LIGHTS (+)	BROWN	Harness In Driver's Kick Panel Running To Vehicle's Rear
DRIVER DOOR TRIGGER (-)	LT.GREEN/BLACK	Harness In Driver's Kick Panel
PASSENGER DOOR TRIGGER (-)	LT.BLUE	Passenger Kick Panel
TRUNK TRIGGER (-)	BLACK	At Light In Trunk
TRUNK RELEASE (+)	BLACK/WHITE	OEM Keyless Module In Left Rear Of Trunk
TACHOMETER	PURPLE/WHITE	Engine Harness Next To Battery Below Radiator Hose
BRAKE WIRE (+)	WHITE	At Brake Pedal Switch
HORN TRIGGER (-)	BLACK	Harness At Steering Column
LEFT FRONT WINDOW UP	DARK BLUE	At Motor Inside Driver's Door
LEFT FRONT WINDOW DOWN	BROWN	At Motor Inside Driver's Door
RIGHT FRONT WINDOW UP	LIGHT BLUE	Harness In Driver's Kick Panel From Driver Door
RIGHT FRONT WINDOW DOWN	TAN	
LEFT REAR WINDOW UP	DARK GREEN	
LEFT REAR WINDOW DOWN	PURPLE	
RIGHT REAR WINDOW UP	LIGHT GREEN	
RIGHT REAR WINDOW DOWN	PURPLE	




This vehicle is equipped with the Passlock I anti-theft system. This must be bypassed when installing a remote start system



WIRING INFORMATION: 1999 Chevy Cavalier

WIRE	WIRE COLOR	WIRE LOCATION
12V CONSTANT WIRE	RED	Ignition harness
STARTER WIRE	YELLOW	Ignition harness
IGNITION WIRE	PINK	Ignition harness
SECOND IGNITION WIRE	WHITE	Ignition harness
ACCESSORY WIRE	ORANGE	Ignition harness
POWER DOOR LOCK (models with OEM keyless: positive trigger, models without OEM keyless: 5-wire reverse polarity)	LT. BLUE	Harness In Driver's Kick Panel
POWER DOOR UNLOCK (models with OEM keyless: positive trigger, models without OEM keyless: 5-wire reverse polarity)	WHITE	Harness In Driver's Kick Panel
PARKING LIGHTS (+)	BROWN	Harness In Driver's Kick Panel Running To Vehicle's Rear
DRIVER DOOR TRIGGER (-)	LT.GREEN/BLACK	Harness In Driver's Kick Panel
PASSENGER DOOR TRIGGER (-)	LT.BLUE	Passenger Kick Panel
TRUNK TRIGGER (-)	BLACK	At Light In Trunk
TRUNK RELEASE (+)	BLACK/WHITE	OEM Keyless Module In Left Rear Of Trunk
TACHOMETER	PURPLE/WHITE	Engine Harness Next To Battery Below Radiator Hose
BRAKE WIRE (+)	WHITE	At Brake Pedal Switch
HORN TRIGGER (-)	BLACK	Harness At Steering Column
LEFT FRONT WINDOW UP	DARK BLUE	At Motor Inside Driver's Door
LEFT FRONT WINDOW DOWN	BROWN	At Motor Inside Driver's Door
RIGHT FRONT WINDOW UP	LIGHT BLUE	Harness In Driver's Kick Panel From Driver Door
RIGHT FRONT WINDOW DOWN	TAN	
LEFT REAR WINDOW UP	DARK GREEN	
LEFT REAR WINDOW DOWN	PURPLE	
RIGHT REAR WINDOW UP	LIGHT GREEN	
RIGHT REAR WINDOW DOWN	PURPLE	

This vehicle is equipped with the Passlock I anti-theft system. This must be bypassed when installing a remote start system







WIRING INFORMATION: 2000 Chevy Cavalier

WIRE	WIRE COLOR	WIRE LOCATION
12V CONSTANT WIRE	RED	Ignition harness
STARTER WIRE	YELLOW	Ignition harness
IGNITION WIRE	PINK	Ignition harness
ACCESSORY WIRE	ORANGE	Ignition harness
SECOND ACCESSORY WIRE	BROWN	Ignition harness
POWER DOOR LOCK (models with OEM keyless: positive trigger, models without OEM keyless: 5-wire reverse polarity)	LT. BLUE	Harness In Driver's Kick Panel
POWER DOOR UNLOCK (models with OEM keyless: positive trigger, models without OEM keyless: 5-wire reverse polarity)	WHITE	Harness In Driver's Kick Panel
PARKING LIGHTS (+)	BROWN	Harness In Driver's Kick Panel Running To Vehicle's Rear
DRIVER DOOR TRIGGER (-)	LT.GREEN/BLACK	Harness In Driver's Kick Panel
PASSENGER DOOR TRIGGER (-)	LT.BLUE	Passenger Kick Panel
TRUNK TRIGGER (-)	BLACK	At Light In Trunk
TRUNK RELEASE (+)	BLACK/WHITE	Body Control Module Under Dash Left Of Steering Column
TACHOMETER	PURPLE/WHITE	Engine Harness Next To Battery Below Radiator Hose
BRAKE WIRE (+)	WHITE	At Brake Pedal Switch
HORN TRIGGER (-)	BLACK	Harness At Steering Column
LEFT FRONT WINDOW UP	DARK BLUE	At Motor Inside Driver's Door
LEFT FRONT WINDOW DOWN	BROWN	At Motor Inside Driver's Door
RIGHT FRONT WINDOW UP	LIGHT BLUE	Harness In Driver's Kick Panel From Driver Door
RIGHT FRONT WINDOW DOWN	TAN	Harness In Driver's Kick Panel From Driver Door
LEFT REAR WINDOW UP	DARK GREEN	Harness In Driver's Kick Panel From Driver Door
LEFT REAR WINDOW DOWN	PURPLE	Harness In Driver's Kick Panel From Driver Door
RIGHT REAR WINDOW UP	LIGHT GREEN	Harness In Driver's Kick Panel From Driver Door
RIGHT REAR WINDOW DOWN	PURPLE	Harness In Driver's Kick Panel From Driver Door



This vehicle is equipped with the Passlock II anti-theft system. This must be bypassed when installing a remote start system



WIRING INFORMATION: 2001 Chevy Cavalier

WIRE	WIRE COLOR	WIRE LOCATION
12V CONSTANT WIRE	RED	Ignition harness
STARTER WIRE	YELLOW	Ignition harness
IGNITION WIRE	PINK	Ignition harness
ACCESSORY WIRE	ORANGE	Ignition harness
SECOND ACCESSORY WIRE	BROWN	Ignition harness
POWER DOOR LOCK (models with OEM keyless: positive trigger, models without OEM keyless: 5-wire reverse polarity)	LT. BLUE	Harness In Driver's Kick Panel
POWER DOOR UNLOCK (models with OEM keyless: positive trigger, models without OEM keyless: 5-wire reverse polarity)	WHITE	Harness In Driver's Kick Panel
PARKING LIGHTS (+)	BROWN	Harness In Driver's Kick Panel Running To Vehicle's Rear
DRIVER DOOR TRIGGER (-)	LT.GREEN/BLACK	Harness In Driver's Kick Panel
PASSENGER DOOR TRIGGER (-)	LT.BLUE	Passenger Kick Panel
TRUNK TRIGGER (-)	BLACK	At Light In Trunk
TRUNK RELEASE (+)	BLACK/WHITE	Body Control Module Under Dash Left Of Steering Column
TACHOMETER	PURPLE/WHITE	Engine Harness Next To Battery Below Radiator Hose
BRAKE WIRE (+)	WHITE	At Brake Pedal Switch
HORN TRIGGER (-)	BLACK	Harness At Steering Column
LEFT FRONT WINDOW UP	DARK BLUE	At Motor Inside Driver's Door
LEFT FRONT WINDOW DOWN	BROWN	At Motor Inside Driver's Door
RIGHT FRONT WINDOW UP	LIGHT BLUE	Harness In Driver's Kick Panel From Driver Door
RIGHT FRONT WINDOW DOWN	TAN	Harness In Driver's Kick Panel From Driver Door
LEFT REAR WINDOW UP	DARK GREEN	Harness In Driver's Kick Panel From Driver Door
LEFT REAR WINDOW DOWN	PURPLE	Harness In Driver's Kick Panel From Driver Door
RIGHT REAR WINDOW UP	LIGHT GREEN	Harness In Driver's Kick Panel From Driver Door
RIGHT REAR WINDOW DOWN	PURPLE	Harness In Driver's Kick Panel From Driver Door

This vehicle is equipped with the Passlock II anti-theft system. This must be bypassed when installing a remote start system







WIRING INFORMATION: 2002 Chevy Cavalier

WIRE	WIRE COLOR	WIRE LOCATION
12V CONSTANT WIRE	RED	Ignition harness
STARTER WIRE	YELLOW	Ignition harness
IGNITION WIRE	PINK	Ignition harness
ACCESSORY WIRE	ORANGE	Ignition harness
SECOND ACCESSORY WIRE	BROWN	Ignition harness
POWER DOOR LOCK (models with OEM keyless: positive trigger, models without OEM keyless: 5-wire reverse polarity)	LT. BLUE	Harness In Driver's Kick Panel
POWER DOOR UNLOCK (models with OEM keyless: positive trigger, models without OEM keyless: 5-wire reverse polarity)	WHITE	Harness In Driver's Kick Panel
PARKING LIGHTS (+)	BROWN	Harness In Driver's Kick Panel Running To Vehicle's Rear
DRIVER DOOR TRIGGER (-)	LT.GREEN/BLACK	Harness In Driver's Kick Panel
PASSENGER DOOR TRIGGER (-)	LT.BLUE	Passenger Kick Panel
TRUNK TRIGGER (-)	BLACK	At Light In Trunk
TRUNK RELEASE (+)	BLACK/WHITE	Body Control Module Under Dash Left Of Steering Column
TACHOMETER	PURPLE/WHITE	Engine Harness Next To Battery Below Radiator Hose
BRAKE WIRE (+)	WHITE	At Brake Pedal Switch
HORN TRIGGER (-)	BLACK	Harness At Steering Column
LEFT FRONT WINDOW UP	DARK BLUE	At Motor Inside Driver's Door
LEFT FRONT WINDOW DOWN	BROWN	At Motor Inside Driver's Door
RIGHT FRONT WINDOW UP	LIGHT BLUE	Harness In Driver's Kick Panel From Driver Door
RIGHT FRONT WINDOW DOWN	TAN	Harness In Driver's Kick Panel From Driver Door
LEFT REAR WINDOW UP	DARK GREEN	Harness In Driver's Kick Panel From Driver Door
LEFT REAR WINDOW DOWN	PURPLE	Harness In Driver's Kick Panel From Driver Door
RIGHT REAR WINDOW UP	LIGHT GREEN	Harness In Driver's Kick Panel From Driver Door
RIGHT REAR WINDOW DOWN	PURPLE	Harness In Driver's Kick Panel From Driver Door

This vehicle is equipped with the Passlock II anti-theft system. This must be bypassed when installing a remote start system







WIRING INFORMATION: 2003 Chevy Cavalier

WIRE	WIRE COLOR	WIRE LOCATION
12V CONSTANT WIRE	RED	Ignition harness
STARTER WIRE	YELLOW	Ignition harness
IGNITION WIRE	PINK	Ignition harness
ACCESSORY WIRE	ORANGE	Ignition harness
SECOND ACCESSORY WIRE	BROWN	Ignition harness
POWER DOOR LOCK (models with OEM keyless: positive trigger, models without OEM keyless: 5-wire reverse polarity)	LT. BLUE	Harness In Driver's Kick Panel
POWER DOOR UNLOCK (models with OEM keyless: positive trigger, models without OEM keyless: 5-wire reverse polarity)	WHITE	Harness In Driver's Kick Panel
PARKING LIGHTS (+)	BROWN	Harness In Driver's Kick Panel Running To Vehicle's Rear
DRIVER DOOR TRIGGER (-)	LT.GREEN/BLACK	Harness In Driver's Kick Panel
PASSENGER DOOR TRIGGER (-)	LT.BLUE	Passenger Kick Panel
TRUNK TRIGGER (-)	BLACK	At Light In Trunk
TRUNK RELEASE (+)	BLACK/WHITE	Body Control Module Under Dash Left Of Steering Column
TACHOMETER	PURPLE/WHITE	Engine Harness Next To Battery Below Radiator Hose
BRAKE WIRE (+)	WHITE	At Brake Pedal Switch
HORN TRIGGER (-)	BLACK	Harness At Steering Column
LEFT FRONT WINDOW UP	DARK BLUE	At Motor Inside Driver's Door
LEFT FRONT WINDOW DOWN	BROWN	At Motor Inside Driver's Door
RIGHT FRONT WINDOW UP	LIGHT BLUE	Harness In Driver's Kick Panel From Driver Door
RIGHT FRONT WINDOW DOWN	TAN	Harness In Driver's Kick Panel From Driver Door
LEFT REAR WINDOW UP	DARK GREEN	Harness In Driver's Kick Panel From Driver Door
LEFT REAR WINDOW DOWN	PURPLE	Harness In Driver's Kick Panel From Driver Door
RIGHT REAR WINDOW UP	LIGHT GREEN	Harness In Driver's Kick Panel From Driver Door
RIGHT REAR WINDOW DOWN	PURPLE	Harness In Driver's Kick Panel From Driver Door

This vehicle is equipped with the Passlock II anti-theft system. This must be bypassed when installing a remote start system



WIRING INFORMATION: 2004 Chevy Cavalier

WIRE	WIRE COLOR	WIRE LOCATION
12V CONSTANT WIRE	RED	Ignition harness
STARTER WIRE	YELLOW	Ignition harness
IGNITION WIRE	PINK	Ignition harness
ACCESSORY WIRE	ORANGE	Ignition harness
SECOND ACCESSORY WIRE	BROWN	Ignition harness
POWER DOOR LOCK (+)	LT. BLUE	In Purple Plug At BCM Above Driver's Kick Panel
POWER DOOR UNLOCK (+)	WHITE	In Purple Plug At BCM Above Driver's Kick Panel
Door locks on models without OEM keyless entry are 5-wire reverse polarity and are found in the driver's kick panel. Test using the passenger lock switch.		
PARKING LIGHTS (+)	BROWN	In Blue Plug At BCM Above Driver's Kick Panel
DRIVER DOOR TRIGGER (-)	LT.GREEN/BLACK	In Purple Plug At BCM Above Driver's Kick Panel
PASSENGER DOOR TRIGGER (-)	LT.BLUE	In Purple Plug At BCM Above Driver's Kick Panel
TRUNK TRIGGER (-)	ORANGE/BLACK	In Blue Plug At BCM Above Driver's Kick Panel
TRUNK RELEASE (-)	BLACK/WHITE	In Blue Plug At BCM Above Driver's Kick Panel
FACTORY ALARM ARM	Factory remote only	
FACTORY ALARM DISARM	Factory remote only	
DISARM NO UNLOCK	With remote start	
TACHOMETER	WHITE or ORANGE	Ignition Module On Top Of Engine
BRAKE WIRE (+)	WHITE	In Blue Plug At BCM Above Driver's Kick Panel
HORN TRIGGER (-)	BLACK	In Brown Plug At BCM Above Driver's Kick Panel
LEFT FRONT WINDOW UP	DARK BLUE	At Switch
LEFT FRONT WINDOW DOWN	BROWN	
RIGHT FRONT WINDOW UP	LIGHT BLUE	
RIGHT FRONT WINDOW DOWN	TAN	
LEFT REAR WINDOW UP	DARK GREEN	
LEFT REAR WINDOW DOWN	PURPLE	
RIGHT REAR WINDOW UP	LIGHT GREEN	
RIGHT REAR WINDOW DOWN	PURPLE	
This vehicle is equipped with the Passlock II anti-theft system. This must be bypassed when installing a remote start system		