



MOC snfexpress
 email rvtravlr@gmail.com
 Name Michael R. Taylor
 Tel 775/813-1766



Wall sconces (BA15d two contact, non-indexed)
 Scare lights (BA15s one contact, non-indexed)
 310-360 lumens Warm White
 24 LED SMD 5050
 3W equivalent to 35W incandescent bulb
 Viewing Angle: 300°

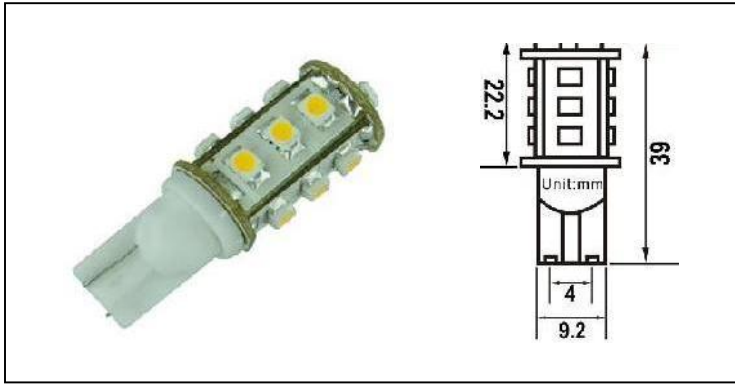
Price: **\$11.00**



Typical Montana fixture:

Wedge Base 210-250 lumens Warm White
 18 LED SMD 5050
 2.2W equivalent to 22W incandescent bulb
 Viewing Angle: 300°

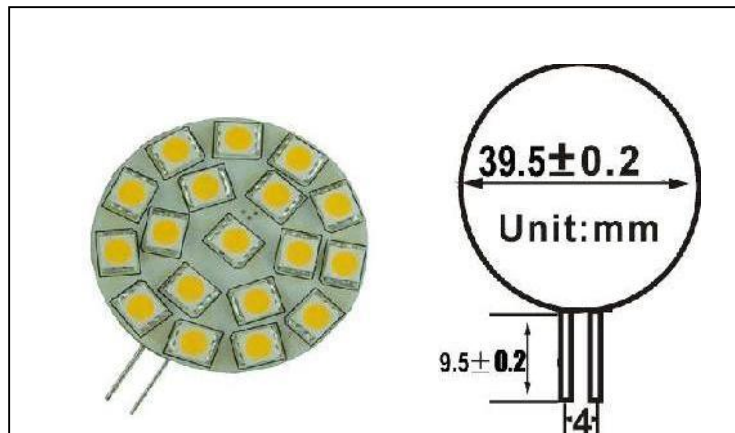
Price: **\$8.00**



Bedroom Sconces on older Big Sky's

Wedge Base 70-85 lumens Warm White
 15 LED SMD 3528
 1.2W equivalent to 7W incandescent bulb
 Viewing Angle: 300°

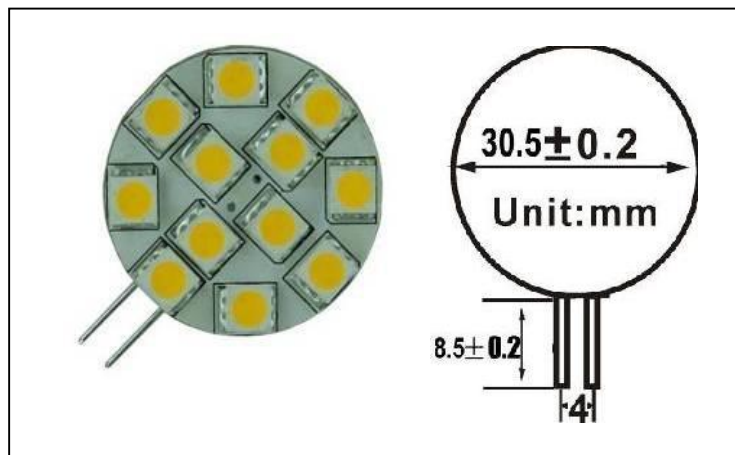
Price: **\$7.00**



Large recessed can lights:

G4 Side Pin 220-270 lumens Warm White
 18 LED SMD 5050
 2.5W equivalent to 25W incandescent bulb
 Viewing Angle: 180°

Price: **\$8.00**



Small recessed can lights:

G4 Side Pin 160-180 lumens Warm White
 12 LED SMD 5050
 2.5W equivalent to 15W incandescent bulb
 Viewing Angle: 180°

Price: **\$8.00**



E27 Base 110v 60 SMD5050 LED's
1100-1200 Lumens

Equivalent to about an 80 watt incandescent

Price: \$20



T2-24 Wedge Base (24 SMD5050 LED's)
2.8 watt, equivalent to 28 watts, incandescent
Warm White 310 – 360 lumens

Price: \$10



Candelabra Base 110v
3.8 watt
Equivalent to about 30 watt incandescent

Price: \$12