



### June 3rd - Arrival


Our project car arrives at Porsche Cardiff, looking rather tired and in need of some well deserved attention. Our first task was to assess how much work was involved, having been in storage for six years items for immediate replacement were fuel and brake lines accompanied by many suspension items. As time went on the list of items that required replacement grew ever longer.





**Clockwise from left:** Exhaust heat shield missing, tired looking undeneath, corrosion on front wings





### June 10th - Engine Removal

Upon removal of the engine and gearbox it became apparent that all existing tin work around the engine had corroded. After so many years of sitting idle the exhaust fittings had corroded to almost nothing.





### June 16th - Cottrel Park

Our 993 arrived at Cottrel Park for the Porsche Cardiff concours event. Looking rather sorry for itself, this said our project car caused rather a stir.





### June 22nd - Strip Down




Back to the workshop, the big strip. Windscreens are removed not one piece of trim was permitted to stay on the 993 looking rather disheveled Motorvation arrived with their transporter to take our project away.











Also june 22nd - engine stripdown





### June 25th - Wheel Refurbishment

wheel refurb





### July 8th - Respray

Julian Allen at Motorvation starts to undertake the massive task of bring this once stunning car back to its original condition. Removal of the doors, bumpers, engine cover and sunroof. Preparation was as ever with Julian meticulous to the last detail. Layer upon layer of glossy black paint was applied to give an absolutely stunning mirror black finish a full body paint was the only way to guarantee a finish that Julian was going to be happy with and one that our 993 deserved.













### July 15th - Rebuild

Our 993 returns...greeted back into the workshop ready for the refit. Brake calipers arrived from being rebuilt and coated. Many hours are spent rebuilding polishing and fettling.












### July 22nd - Engine Work


We return to the engine bay, with all air cooled 911's the first thing to appear when lifting the engine lid is a cooling fan and housing, this was removed and sent for a specialist coating. All timing and valve covers were replaced and fitted with new polished fixings the effect is stunning! Of course, when you start replacing new for old, other parts start to look dated. So again a decision was made to replace all fixings in the engine bay, for aesthetic purposes only.





***Clockwise from left:*** Replacing old bolts with new, freshly coated fan, cleaned up fuel rail and new fixings





### August 2nd - First Start

After countless amounts of hours our 993 breathes, an unmistakable burble of that glorious 3.6 litre flat six. From every angle our air cooled transformation is taking shape with some momentum. Wheels are refurbished, undertrays and arch trims are refitted again anything that like its showing its age is replaced.





