



# 型号编制说明

W-type型号	E-type型号	Q-type型号
C-type型号	JS-type型号	P-type型号
D-type型号	M-type型号	S-type型号
1 夹紧方式		

A		F		K		P		X	
B		G		L		Q		Y	
C				L2		S		Z	
D		J		N		V			
E		J2		N3		U			
3 切入角									

1  
**M**

2  
**C**

3  
**L**

4  
**N**

5  
**R**

6  
**25**

7  
**25**

8  
**M**

9  
**12**

2	刀片形状
C	四边形 顶角80°
D	四边形 顶角55°
K	平行四边形 顶角55°
R	圆形
S	正方形
T	正三角形
V	四边形 顶角35°
W	特殊六边形

4	刀片逃隙角
C	
B	
N	
P	


5	方向
L	
N	
R	

6	高度h(mm)	7	宽度b(mm)

8	长度 (mm)
H	100
K	125
M	150
P	170
R	200
S	250
T	300

9	切刃长
	内切圆直径 (mm)
3	9.525
4	12.7
5	15.875
6	19.05
8	25.4





系列  
外圓刀



MCLNR/L(P006)



MCKNR/L(P007)



MCGNR/L(P008)



MCMNN(P009)



MCMNN-100(P010)



MCBNR/L(P011)



MCSNR/L(P012)



MCFNR/L(P013)



MWLNR/L(P014)



MSSNR/L(P015)



MSDNN(P016)



MSRNR/L(P017)



MSKNR/L(P018)



MSBNR/L(P019)



MTJNR/L(P020)



MTBNR/L(P021)



MTQNR/L(P022)



MTENN(P023)



MTFNR/L(P024)



MTGNR/L(P025)



MVVNN(P026)



MVJNR/L(P027)



MVQNR/L(P028)



MVUNR/L(P029)



MDPNN(P030)



MDJNR/L(P031)



MDQNR/L(P032)



WTJNR/L(P034)



WTENN(P035)



WTBNR/L(P036)



WTQNR/L(P037)



WWLNR/L(P038)

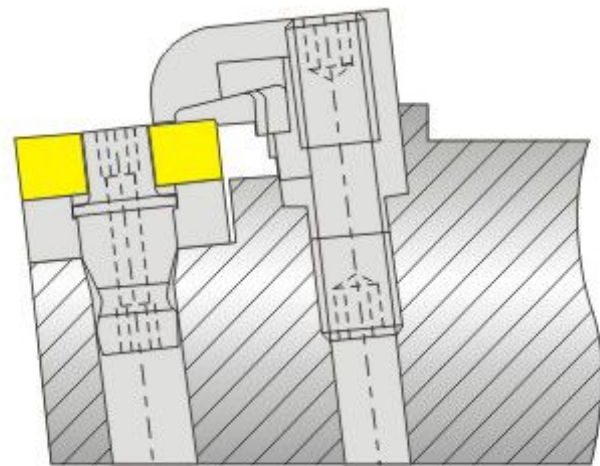




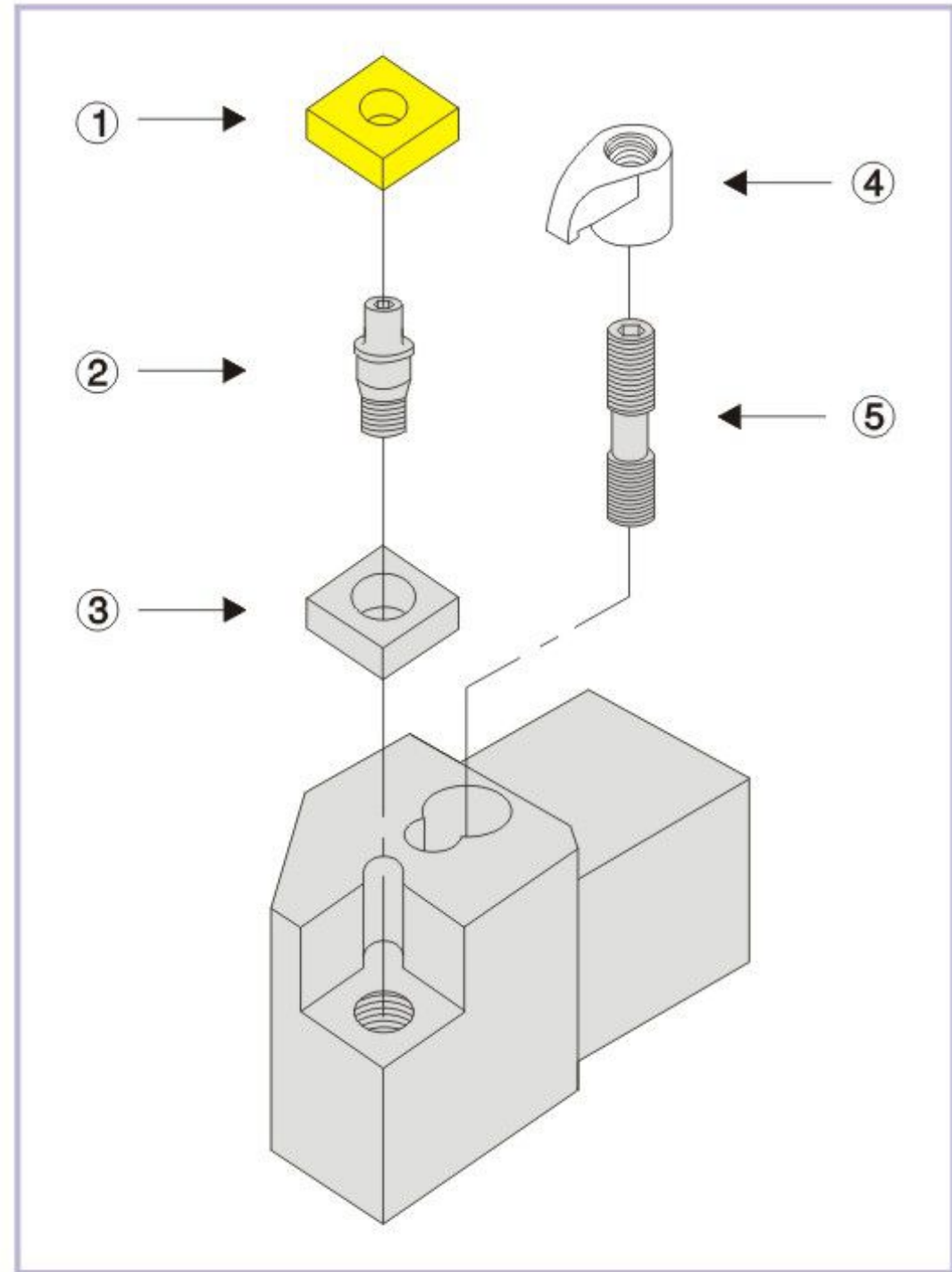


刀具组合图

**M-type**



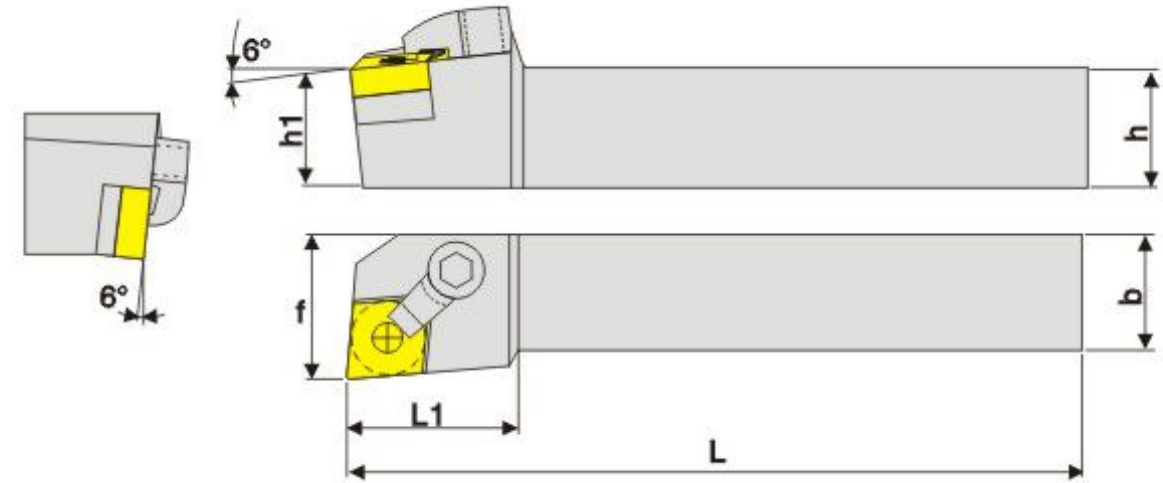
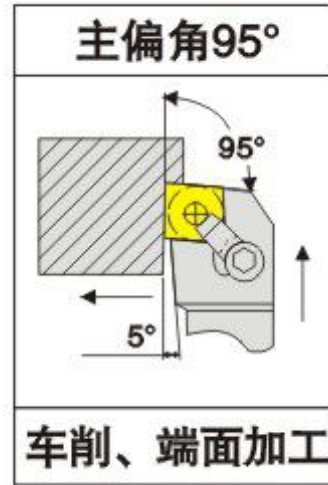
- ① 刀片
- ② 垫片螺丝
- ③ 垫片
- ④ 压板
- ⑤ 压板螺丝









外圆刀(压板式)

**MCLNR/L**



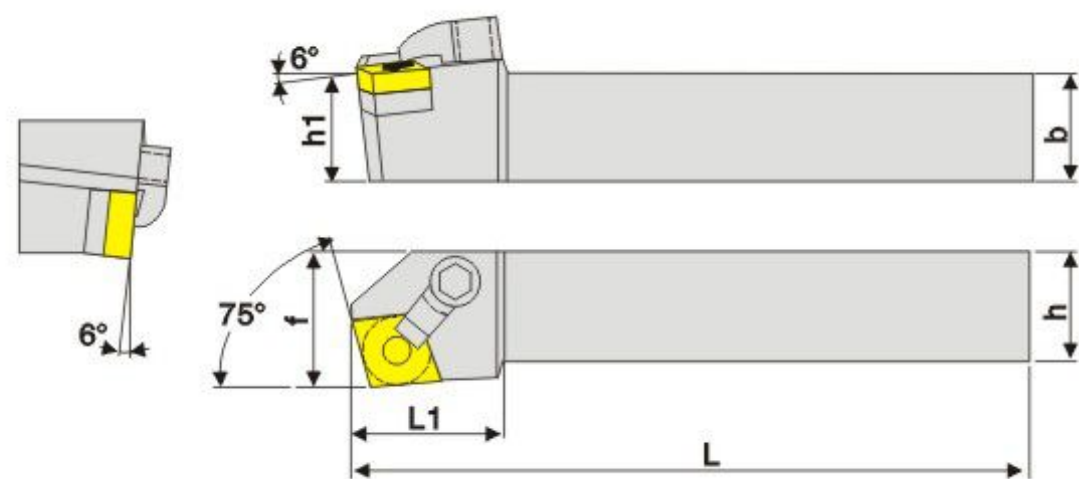
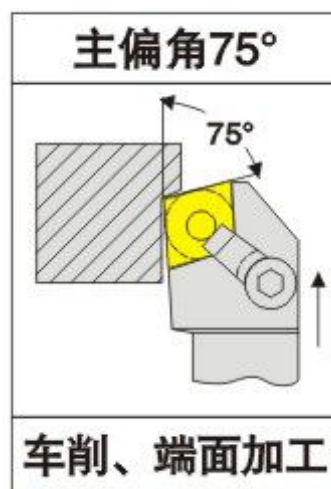
型号	刀片	适用条件						配件				
		h	b	L	L1	h1	f					
MCLNR/L1616H12	CN□□1204□□	16	16	100	16.0	16	20	SC1204	CTM617	HL1814	ML0625	L2.5 L3.0
MCLNR/L2020K12		20	20	125	25.0	20	32					
MCLNR/L2525M12		25	25	150	32.0	25	32					
MCLNR/L3232P12		32	32	170	40.0	32	32					
MCLNR/L4040R12	CN□□1606□□	40	40	200	50	40	40	SC1604	CTM822	HL2217	ML0830	L4.0 L5.0
MCLNR/L2525M16		25	25	150	32.0	25	33					
MCLNR/L3232P16		32	32	170	40.0	32	33					





外圆刀(压板式)

**MCKNR/L**

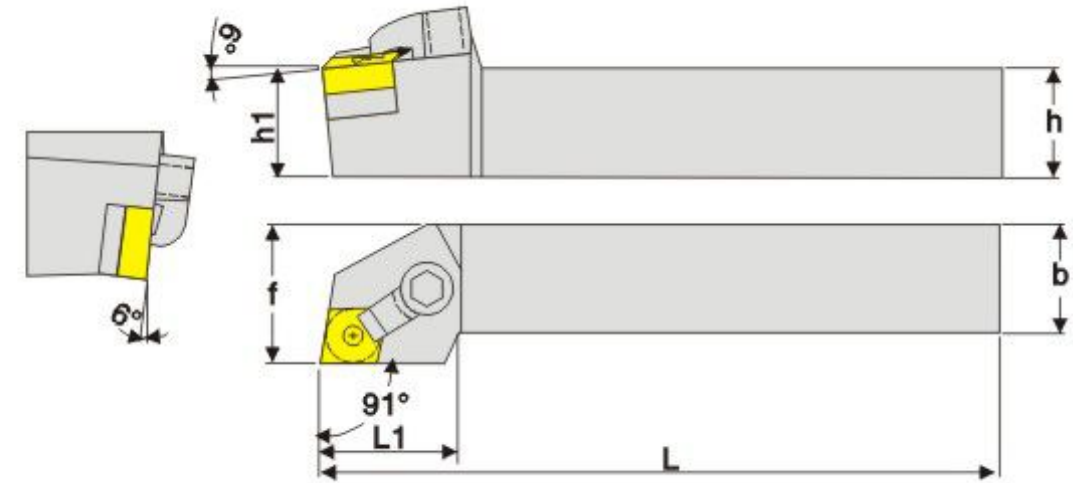
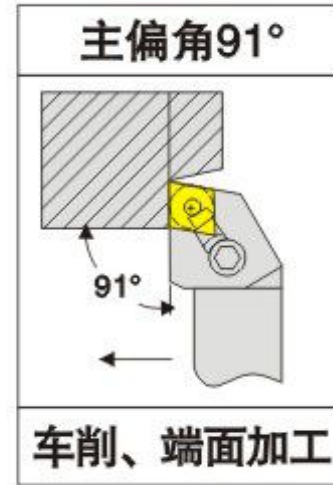


型号	刀片	适用条件						配件				
		h	b	L	L1	h1	f					
								刀垫	销钉	压板	双头螺丝	扳手
MCKNR/L2020K12		20	20	125	32.0	20	25					
MCKNR/L2525M12	CN□□1204□□	25	25	150	32.0	25	32	SC1204	CTM617	HL1814	ML0625	L2.5 L3.0
MCKNR/L3232P12		32	32	170	32.0	32	40					
MCKNR/L2525M16	CN□□1606□□	25	25	150	32.0	25	33	SC1604	CTM822	HL2217	ML0830	L4.0 L5.0
MCKNR/L3232P16		32	32	170	40.0	32	33					



外圆刀(压板式)

**MCGNR/L**



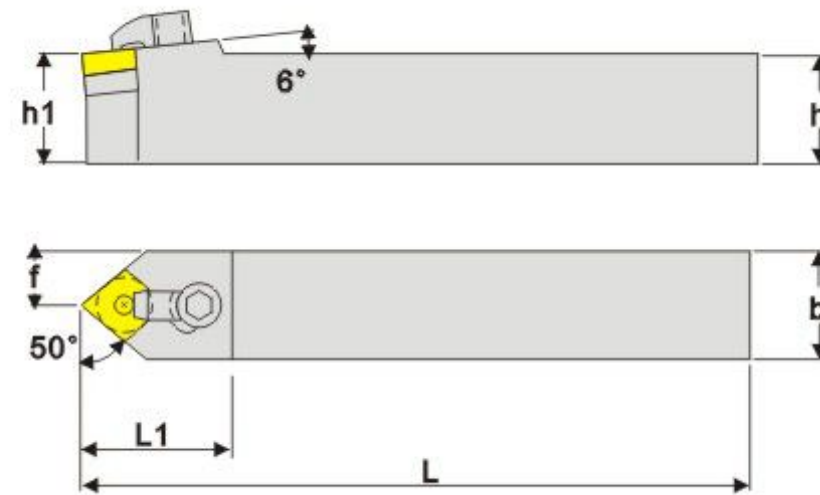
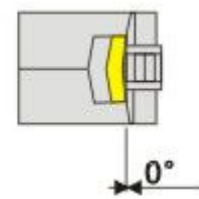
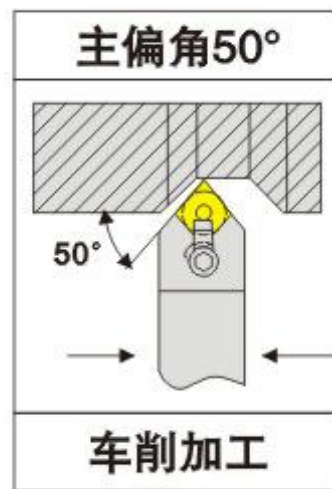
型号	刀片	适用条件						配件				
		h	b	L	L1	h1	f					
	CN□□1204□□							刀垫	销钉	压板	双头螺丝	扳手
MCGNR/L1616H12	CN□□1204□□	16	16	100	16	16	20	SC1204	CTM617	HL1814	ML0625	L2.5 L3.0
MCGNR/L2020K12		20	20	125	32	20	25					
MCGNR/L2525M12		25	25	150	32	25	32					
MCGNR/L3232P12		32	32	170	32	32	40					





外圆刀(压板式)

**MCMNN**

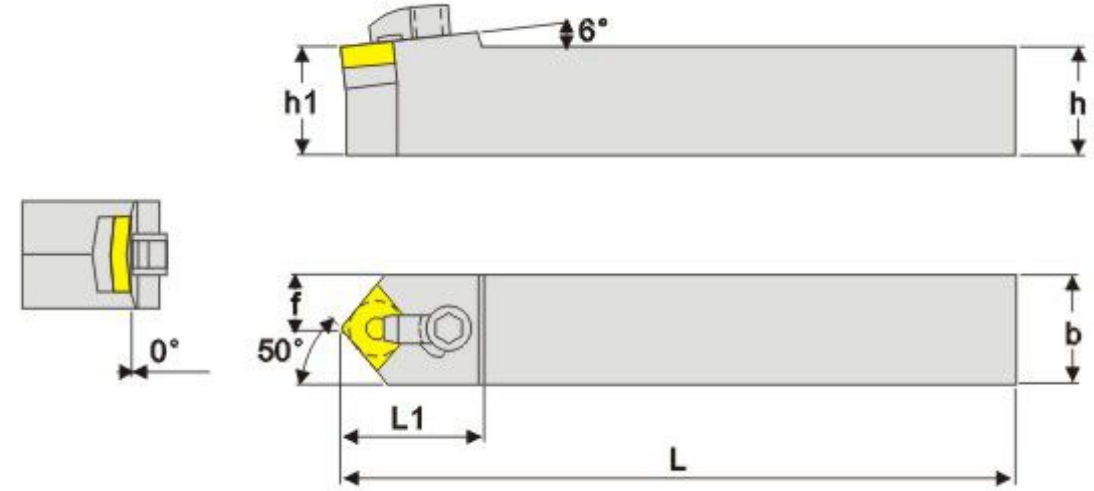
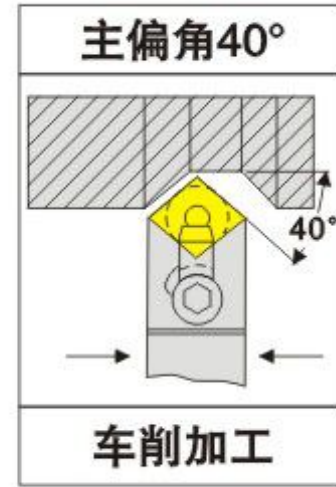


型号	刀片	适用条件						配件				
		h	b	L	L1	h1	f					
	CN□□1204□□	16	16	100	16	16	7.5	刀垫	销钉	压板	双头螺丝	扳手
MCMNN1616K12	CN□□1204□□	16	16	100	16	16	7.5	SC1204	CTM617	HL1814	ML0625	L2.5 L3.0
MCMNN2020K12		20	20	125	32	20	10					
MCMNN2525M12		25	25	150	32	25	12.5					
MCMNN3232P12		32	32	170	32	32	16					
MCMNN3232P16	CN□□1606□□	32	32	170	35	32	16	SC1604	CTM822	HL2217	ML0830	L4.0 L5.0



外圆刀(压板式)

# MCMNN-100

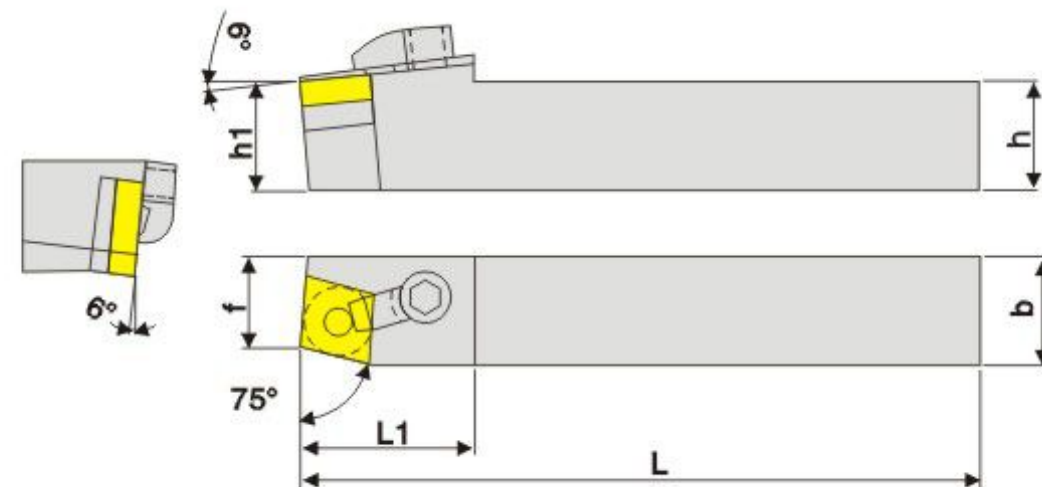
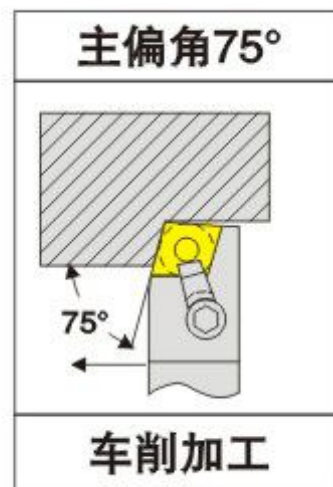


型号	刀片	适用条件						配件				
		h	b	L	L1	h1	f					
		h	b	L	L1	h1	f	刀垫	销钉	压板	双头螺丝	扳手
MCMNN2020K12-100		20	20	125	32	20	10					
MCMNN2525M12-100	CN□□1204□□	25	25	150	32	25	12.5	SC1204	CTM617	HL1814	ML0625	L2.5 L3.0
MCMNN3232P12-100		32	32	170	32	32	16					



外圆刀(压板式)

**MCBNR/L**

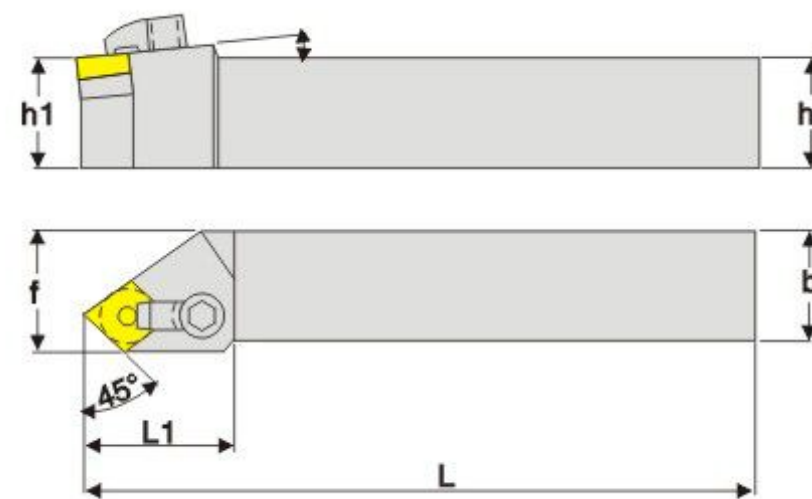
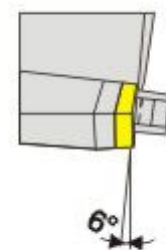
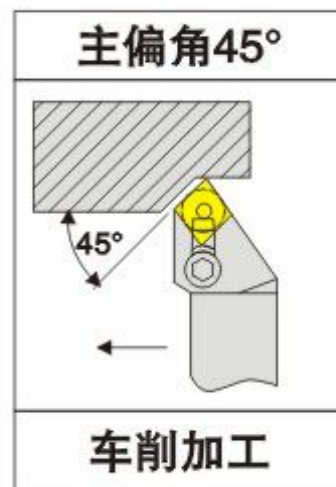


型号	刀片	适用条件						配件				
		h	b	L	L1	h1	f					
								刀垫	销钉	压板	双头螺丝	扳手
MCBNR/L2020K12		20	20	125	32	20	17					
MCBNR/L2525M12	CN□□1204□□	25	25	150	32	25	22	SC1204	CTM617	HL1814	ML0625	L2.5 L3.0
MCBNR/L3232P12		32	32	170	32	32	27					
MCBNR/L2525M16	CN□□1606□□	25	25	150	32.0	25	33	SC1604	CTM822	HL2217	ML0830	L4.0 L5.0
MCBNR/L3232P16		32	32	170	40.0	32	33					



外圆刀(压板式)

**MCSNR/L**

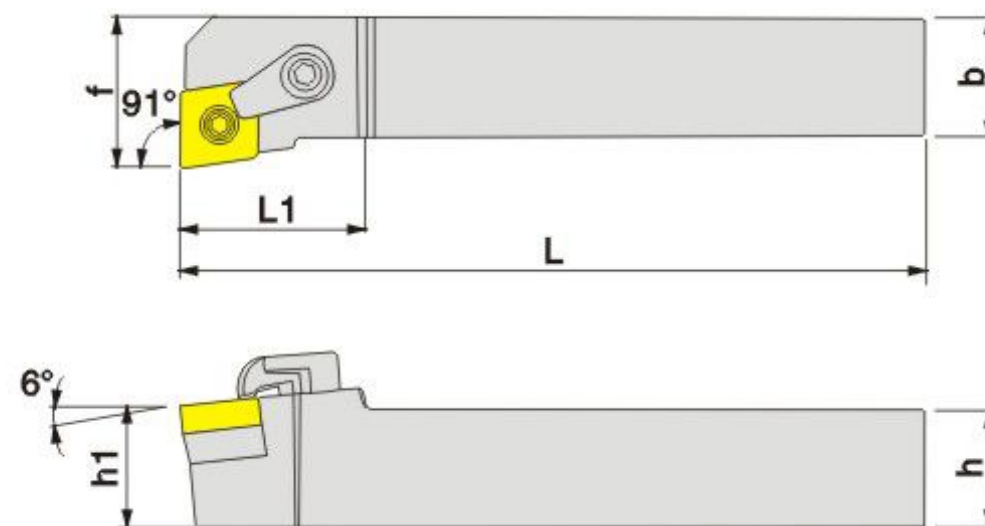
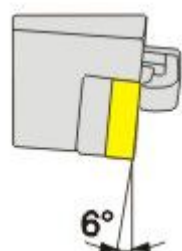
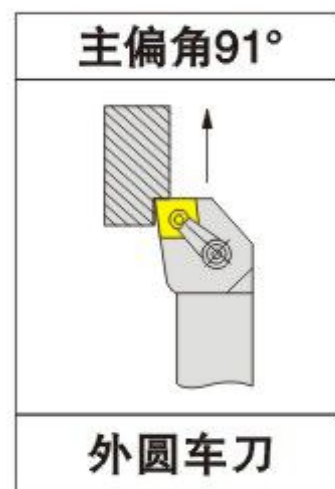


型号	刀片	适用条件						配件				
		h	b	L	L1	h1	f					
								刀垫	销钉	压板	双头螺丝	扳手
MCSNR/L2020K12		20	20	125	32	20	25					
MCSNR/L2525M12	CN□□1204□□	25	25	150	32	25	32	SC1204	CTM617	HL1814	ML0625	L2.5 L3.0
MCSNR/L3232P12		32	32	170	32	32	40					



外圆刀(压板式)

# MCFNR/L

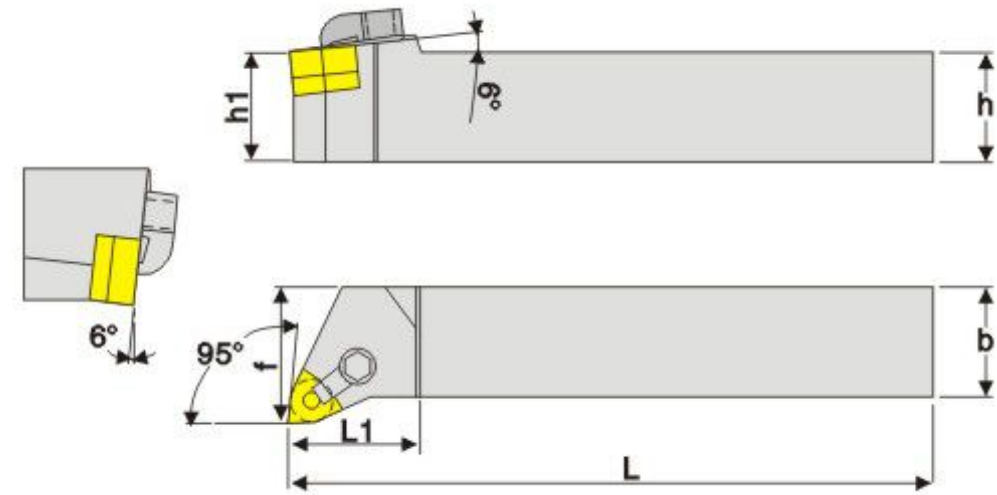
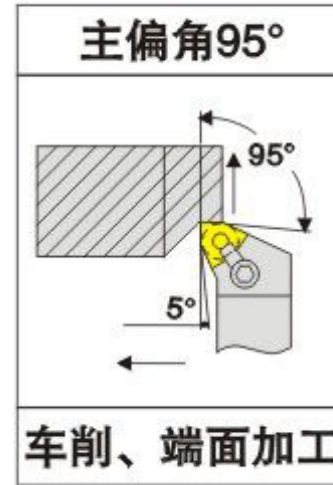


型号	刀片	适用条件						配件				
		h	b	L	L1	h1	f					
								刀垫	销钉	压板	双头螺丝	扳手
MCFNR/L2020K12		20	20	125	32	20	25					
MCFNR/L2525M12	CN□□1204□□	25	25	150	32	25	32	SC1204	CTM617	HL1814	ML0625	L2.5 L3.0
MCFNR/L3232P12		32	32	170	32	32	40					
MCFNR/L3232P19	CN□□1906□□	32	32	170	36	32	40	MC1904	CTM1022	HL2217	ML0830	L4.0



外圆刀(压板式)

**MWLNR/L**

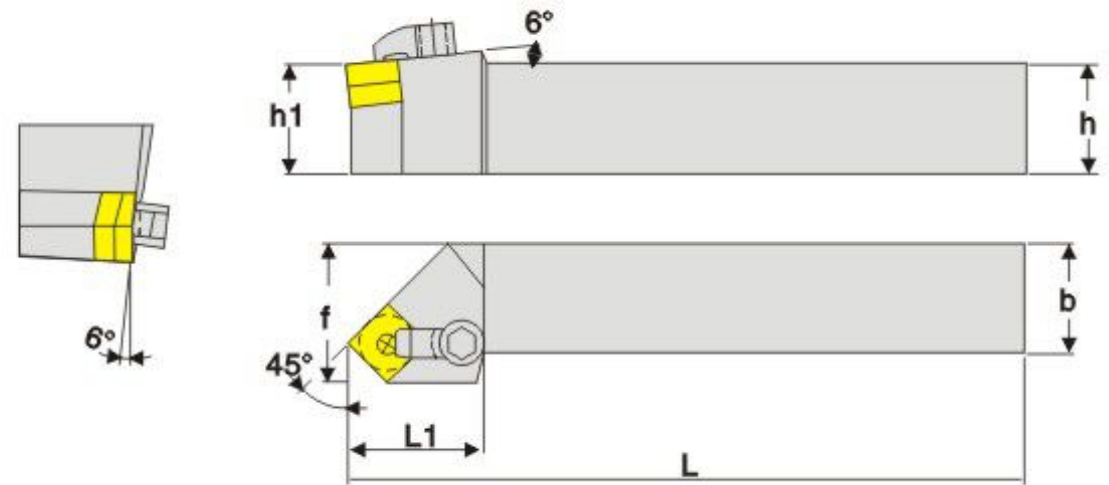
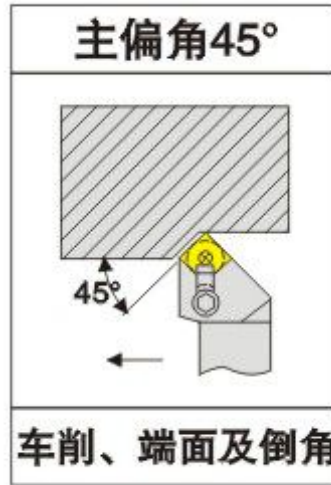


型号	刀片	适用条件						配件				
		h	b	L	L1	h1	f					
MWLNR/L2020K06		20	20	125	25.0	20	32					
MWLNR/L2525M06	WN□□0604□□	25	25	150	32.0	25	32	SW0603	CTM513	HL1814	ML0625	L2.0 L3.0
MWLNR/L3232P06		32	32	170	40.0	32	32					
MWLNR/L2020K08		20	20	125	25.0	20	32					
MWLNR/L2525M08	WN□□0804□□	25	25	150	32.0	25	32	SW0804	CTM617	HL1814	ML0625	L2.5 L3.0
MWLNR/L3232P08		32	32	170	40.0	32	32					



外圆刀(压板式)

# MSSNR/L

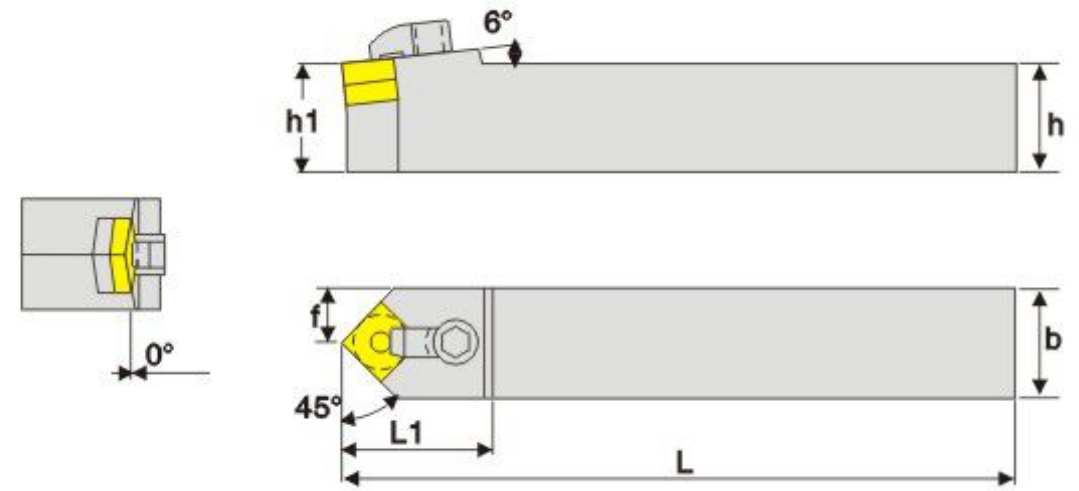
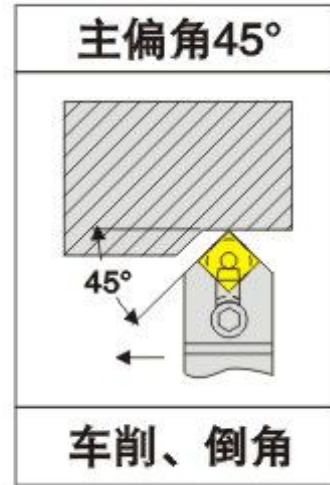


型号	刀片	适用条件						配件				
		h	b	L	L1	h1	f					
	SN□□1204□□							刀垫	销钉	压板	双头螺丝	扳手
MSSNR/L1616H12	SN□□1204□□	16	16	100	16	16	17	MS1204	CTM617	HL1814	ML0625	L2.5 L3.0
MSSNR/L2020K12		20	20	125	32	20	17					
MSSNR/L2525M12		25	25	150	32	25	22					
MSSNR/L3232P12		32	32	170	32	32	27					



外圆刀(压板式)

**MSDNN**

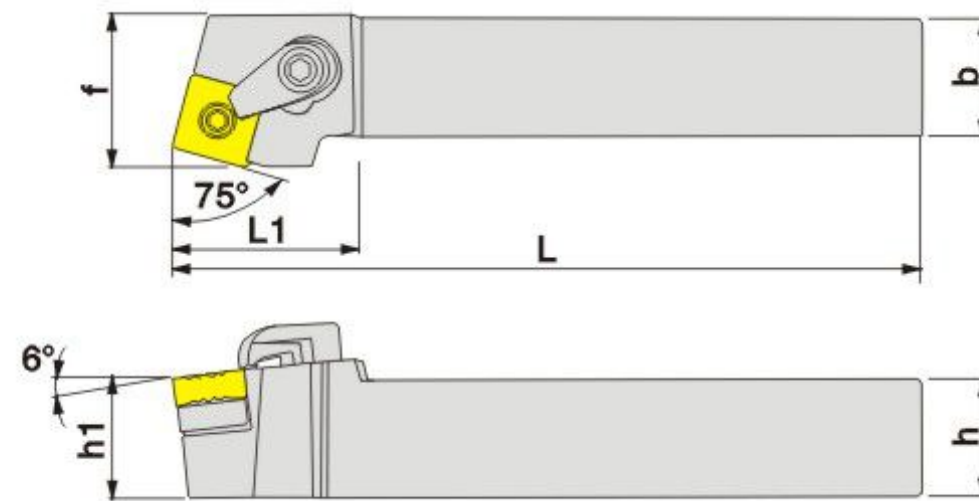
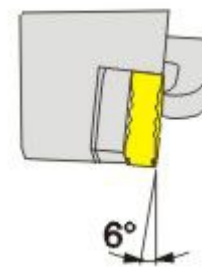
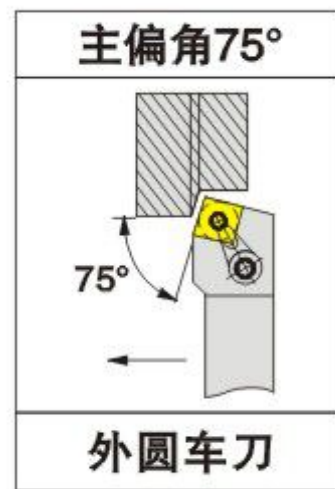


型号	刀片	适用条件						配件				
		h	b	L	L1	h1	f					
	SN□□1204□□							刀垫	销钉	压板	双头螺丝	扳手
MSDNN1616H12	SN□□1204□□	16	16	100	34	16	8	MS1204	CTM617	HL1814	ML0625	L2.5 L3.0
MSDNN2020K12		20	20	125	34	20	10					
MSDNN2525M12		25	25	150	34	25	12.5					
MSDNN3232P12		32	32	170	34	32	16					



外圆刀(压板式)

# MSRNR/L

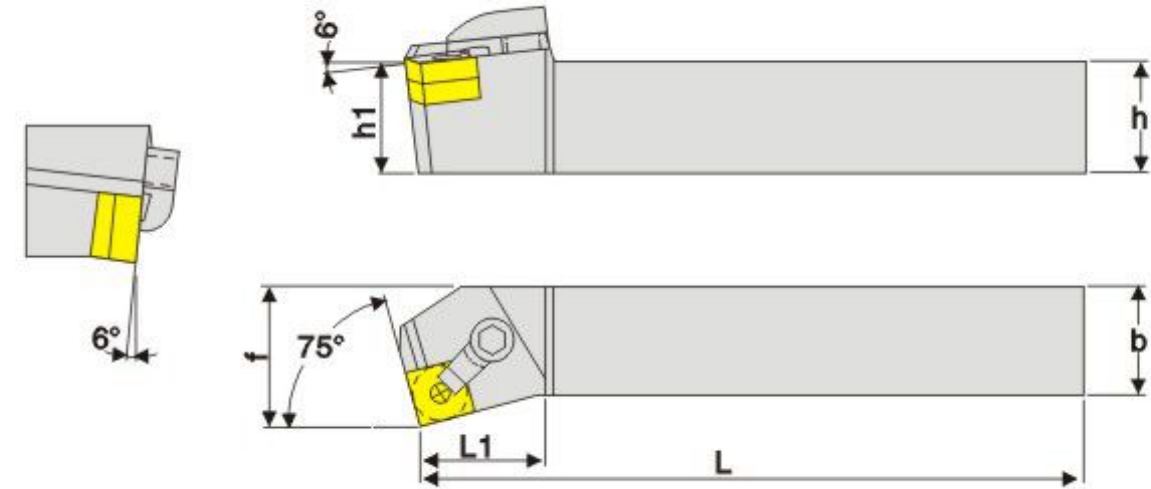
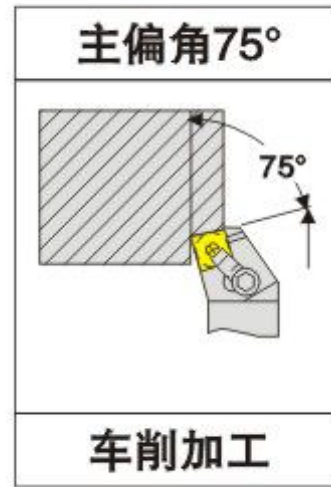


型号	刀片	适用条件						配件				
		h	b	L	L1	h1	f					
								刀垫	销钉	压板	双头螺丝	扳手
MSRNR/L2020K12		20	20	125	32	20	25					
MSRNR/L2525M12	SN□□1204□□	25	25	150	32	25	32	MS1204	CTM617	HL1814	ML0625	L2.5 L3.0
MSRNR/L3232P12		32	32	170	32	32	40					



外圆刀(压板式)

**MSKNR/L**

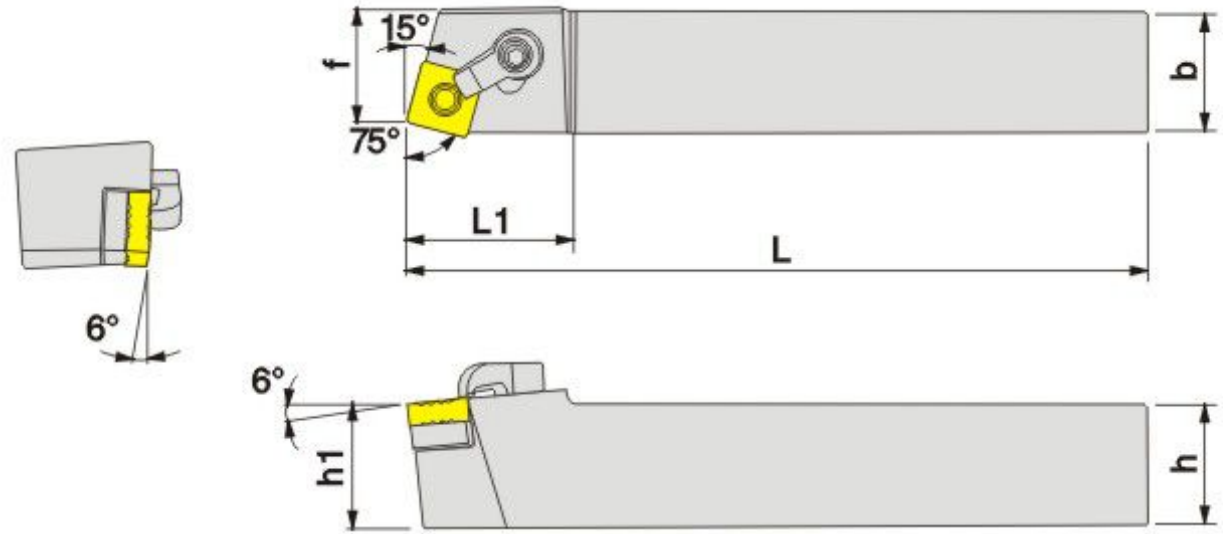
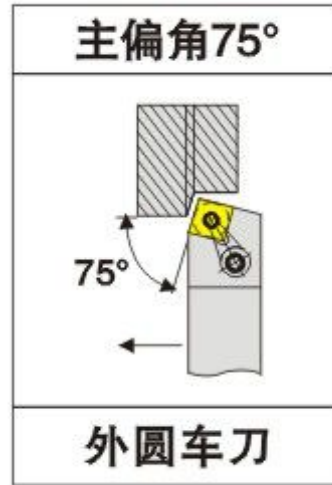








型号	刀片	适用条件						配件				
		h	b	L	L1	h1	f					
								刀垫	销钉	压板	双头螺丝	扳手
MSKNR/L2020K12		20	20	125	29	20	25					
MSKNR/L2525M12	SN□□1204□□	25	25	150	29	25	32	MS1204	CTM617	HL1814	ML0625	L2.5 L3.0
MSKNR/L3232P12		32	32	170	29	32	40					



外圆刀(压板式)

# MSBNR/L

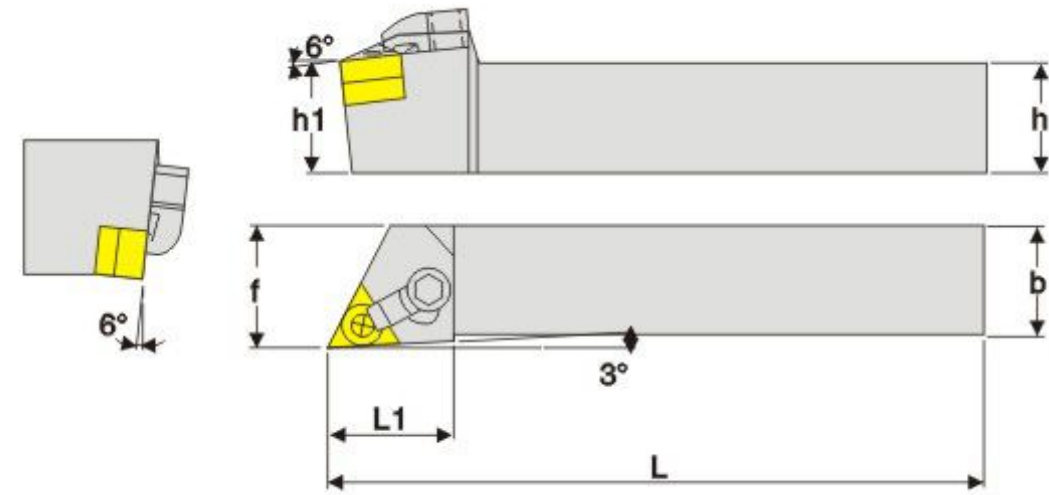
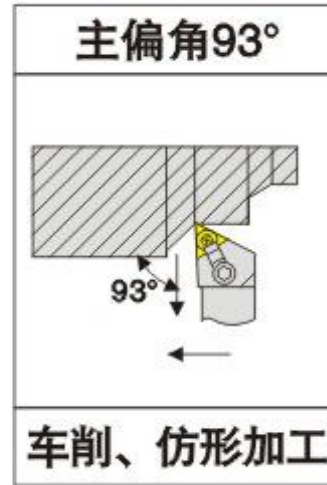


型号	刀片	适用条件						配件				
		h	b	L	L1	h1	f					
MSBNR/L2020K12		20	20	125	32.5	20	17					
MSBNR/L2525M12	SN□□1204□□	25	25	150	32.5	25	22	MS1204	CTM617	HL1814	ML0625	L2.5 L3.0
MSBNR/L3232P12		32	32	170	32.5	32	27					



外圆刀(压板式)

**MTJNR/L**

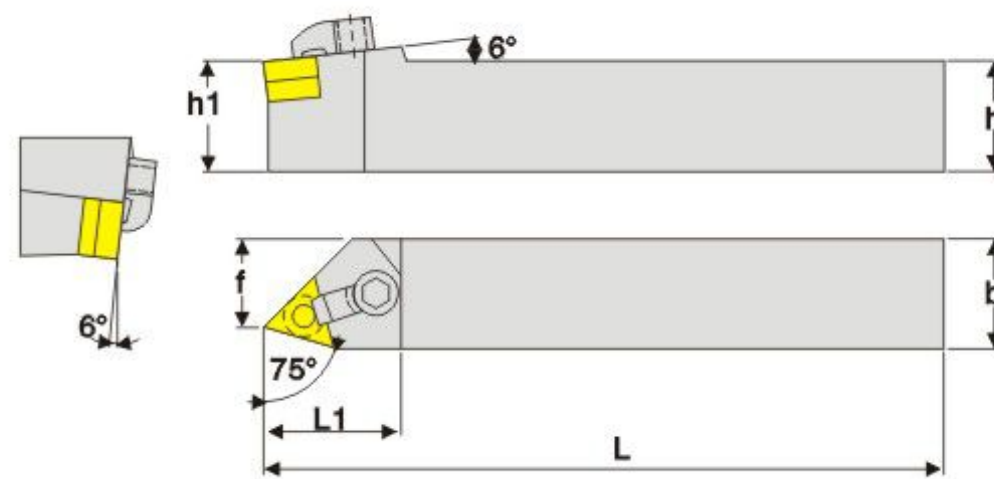
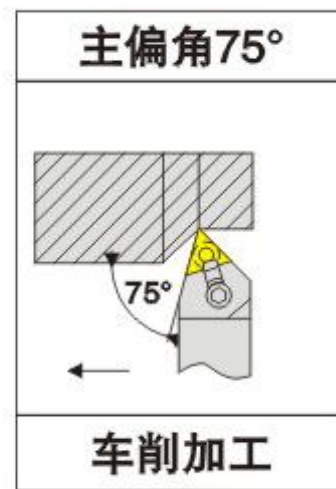


型号	刀片	适用条件						配件				
		h	b	L	L1	h1	f					
MTJNR/L1616H16	TN□□1604□□	16	16	100	30	16	20	ST1603	CTM513	HL1814	ML0625	L2.0 L3.0
MTJNR/L2020K16		20	20	125	32	20	25					
MTJNR/L2525M16		25	25	150	32	25	32					
MTJNR/L3232P16		32	32	170	36	32	40					
MTJNR/L2525M22	TN□□2204□□	25	25	150	38	25	12.5	ST2204	CTM822	HL1917	ML0830	L2.5 L4.0
MTJNR/L3232P22		32	32	170	38	32	16					



外圆刀(压板式)

# MTBNR/L

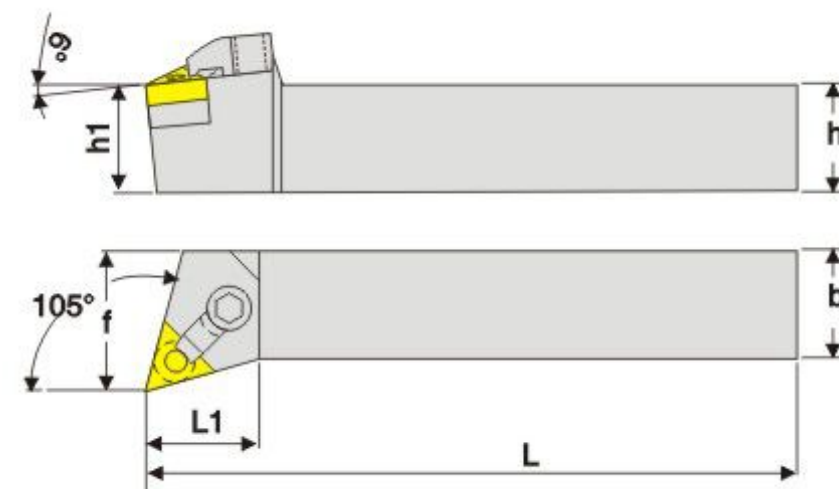
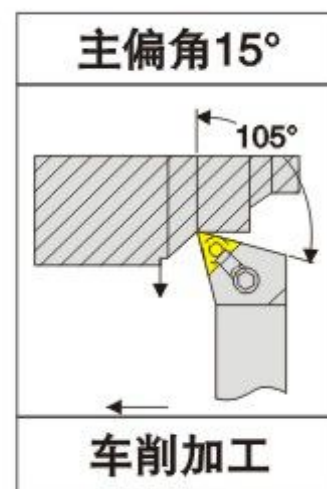




型号	刀片	适用条件						配件				
		h	b	L	L1	h1	f					
	TN□□1604□□							刀垫	销钉	压板	双头螺丝	扳手
MTBNR/L2020H16		20	20	125	35	20	15.5					
	TN□□1604□□							ST1603	CTM513	HL1814	ML0625	L2.0 L3.0
MTBNR/L2525K16		25	25	150	35	25	20.5					



外圆刀(压板式)

**MTQNR/L**

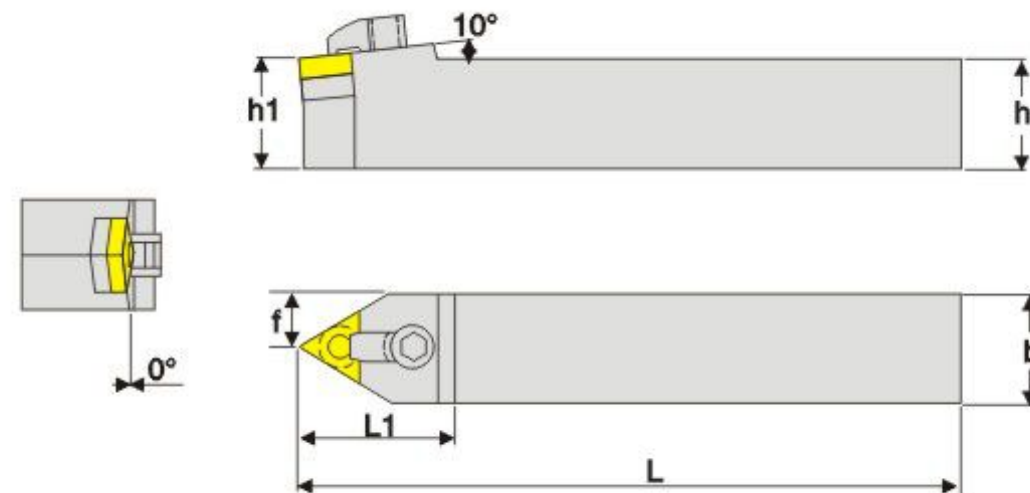
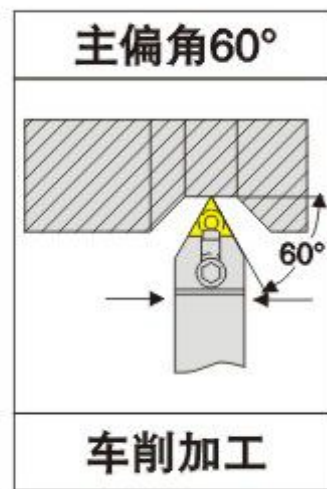


型号	刀片	适用条件						配件				
		h	b	L	L1	h1	f					
MTQNR/L2020K16		20	20	125	26	20	25					
MTQNR/L2525M16	TN□□1604□□	25	25	150	26	25	32	ST1603	CTM513	HL1814	ML0625	L2.0 L3.0
MTQNR/L3232P16		32	32	170	26	32	40					



外圆刀(压板式)

**MTENN**

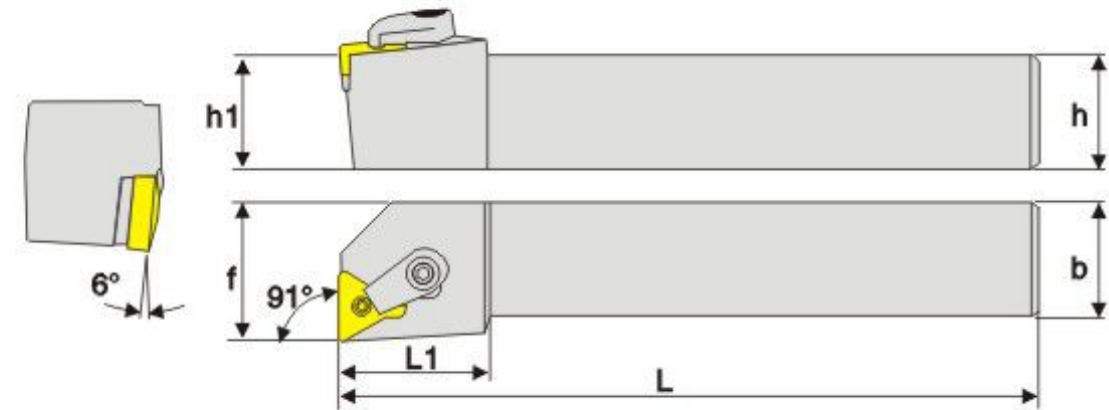


型号	刀片	适用条件						配件				
		h	b	L	L1	h1	f					
MTENN2020K16	TN□□1604□□	20	20	125	35	20	10	ST1603	CTM513	HL1814	ML0625	L2.0 L3.0
MTENN2525M16		25	25	150	35	25	12.5					
MTENN3232P16		32	32	170	35	32	16					
MTENN4040S16		40	40	250	35	40	20					
MTENN2525M22	TN□□2204□□	25	25	150	38	25	12.5	ST2204	CTM822	HL1917	ML0830	L2.5 L4.0
MTENN3232P22		32	32	170	38	32	16					



外圆刀(压板式)

**MTFNR/L**

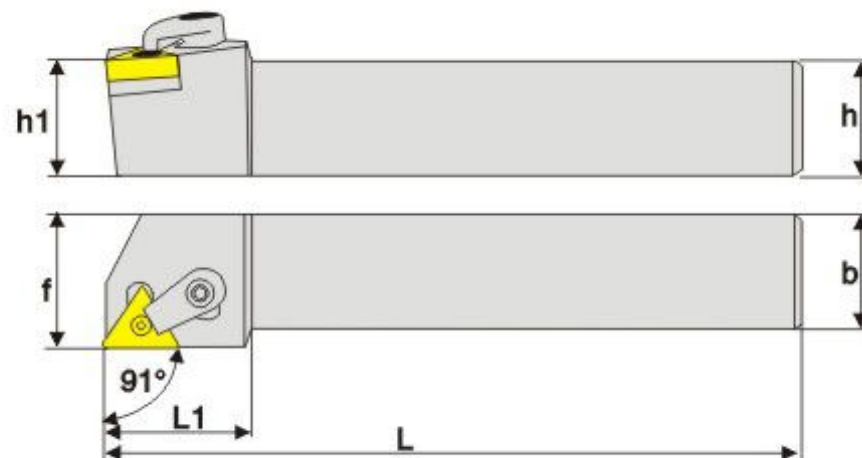
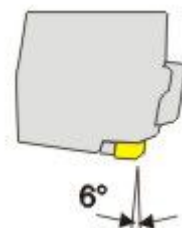
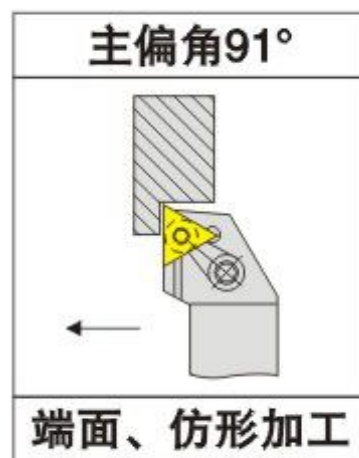


型号	刀片	适用条件						配件				
		h	b	L	L1	h1	f					
MTFNR/L1616H16	TN□□1604□□	16	16	100	28	16	20	ST1603	CTM513	HL1814	ML0625	L2.0 L3.0
MTFNR/L2020K16		20	20	125	28	20	25					
MTFNR/L2525M16		25	25	150	28	25	32					
MTFNR/L3232P16		32	32	170	28	32	40					
MTFNR/L2525M22	TN□□2204□□	25	25	150	32	25	32	ST2204	CTM822	HL1917	ML0830	L2.5 L4.0
MTFNR/L3232P22		32	32	170	32	32	32					



外圆刀(压板式)

# MTGNR/L

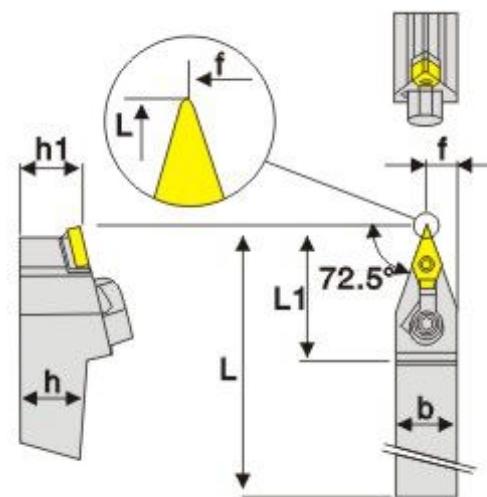
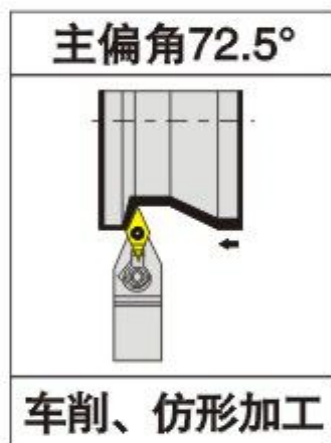


型号	刀片	适用条件						配件				
		h	b	L	L1	h1	f					
		h	b	L	L1	h1	f	刀垫	销钉	压板	双头螺丝	扳手
MTGNR/L1616H16		16	16	100	28	16	20					
MTGNR/L2020K16	TN□□1604□□	20	20	125	28	20	25	ST1603	CTM513	HL1814	ML0625	L2.0 L3.0
MTGNR/L2525M16		25	25	150	28	25	32					
MTGNR/L3232P22	TN□□2204□□	32	32	170	32	32	40	ST2204	CTM822	HL1917	ML0830	L2.5 L4.0



外圆刀(压板式)

**MVVNN**

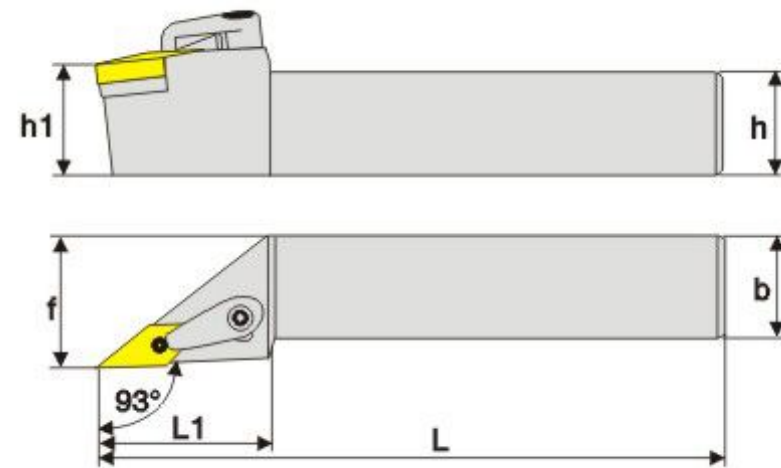
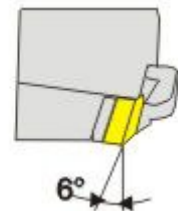
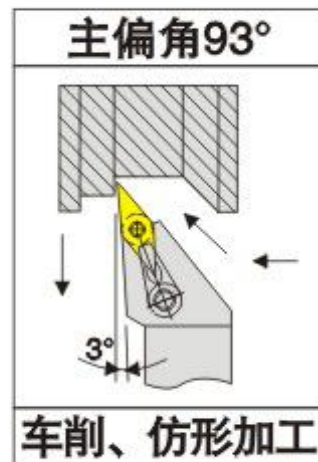


型号	刀片	适用条件						配件				
		h	b	L	L1	h1	f					
	VN□□1604□□							刀垫	销钉	压板	双头螺丝	扳手
MVVNN2020K16		20	20	125	42	20	10					
MVVNN2525M16		25	25	150	42	25	12.5	SV1603	CTM513	HL2414	ML0630	L2.0 L3.0



外圆刀(压板式)

# MVJNR/L

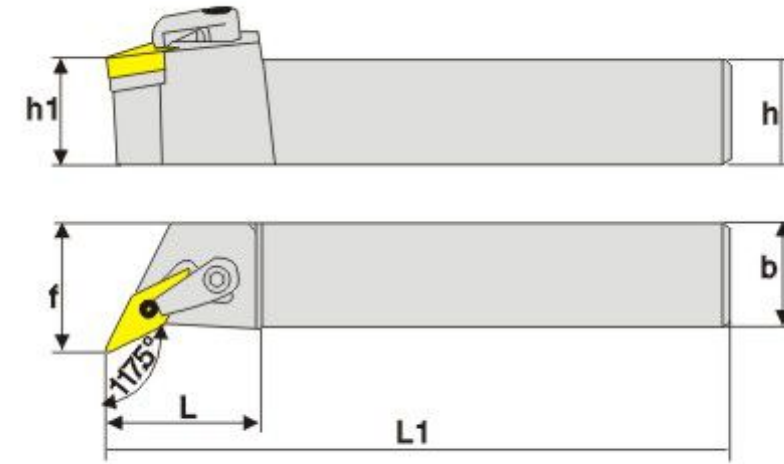
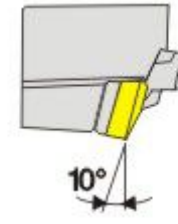
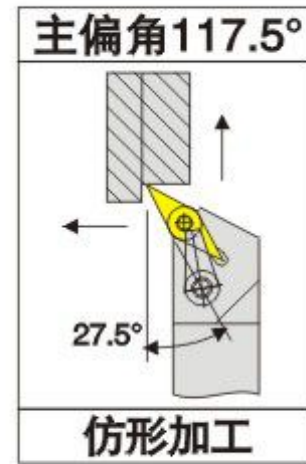


型号	刀片	适用条件						配件				
		h	b	L	L1	h1	f					
		h	b	L	L1	h1	f	刀垫	销钉	压板	双头螺丝	扳手
MVJNR/L2020K16		20	20	125	42	20	20					
MVJNR/L2525M16	VN□□1604□□	25	25	150	42	25	25	SV1603	CTM513	HL2414	ML0625	L2.0 L3.0
MVJNR/L3232P16		32	32	170	42	32	32					



外圆刀(压板式)

**MVQNR/L**

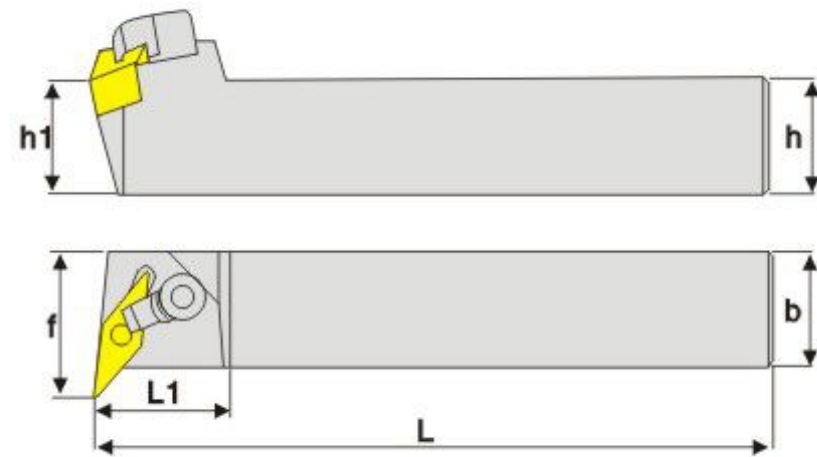
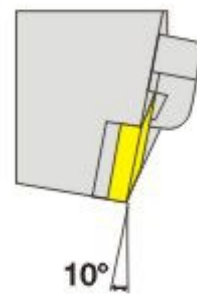
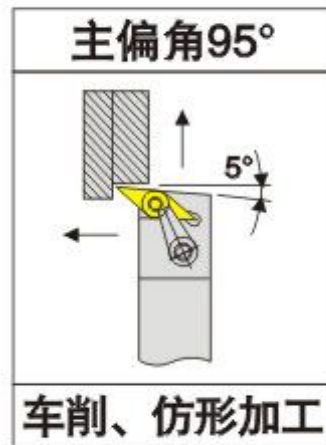


型号	刀片	适用条件						配件				
		h	b	L	L1	h1	f					
		刀垫	销钉	压板	双头螺丝	扳手						
MVQNR/L2020K16												
MVQNR/L2525M16	VN□□1604□□	SV1603	CTM513	HL2414	ML0625						L2.0 L3.0	
MVQNR/L3232P16												



外圆刀(压板式)

# MVUNR/L

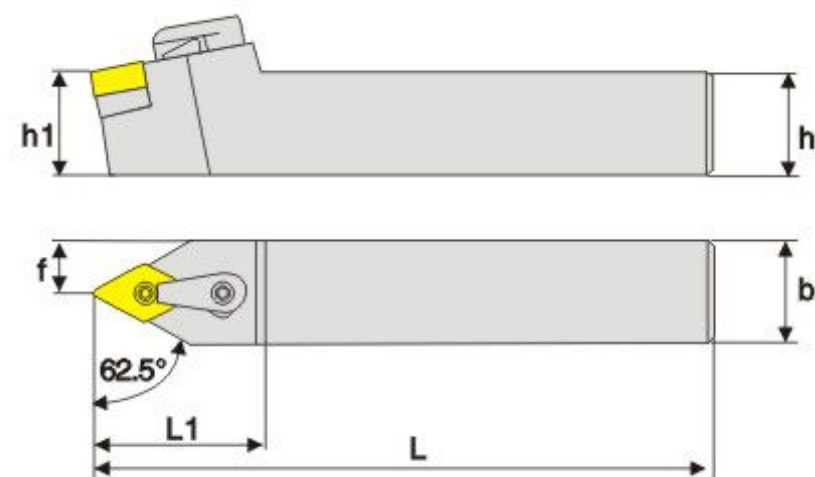
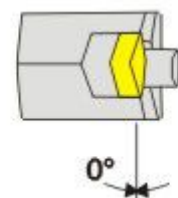
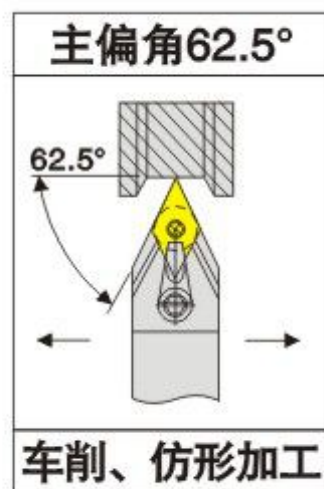


型号	刀片	适用条件						配件				
		h	b	L	L1	h1	f					
		h	b	L	L1	h1	f	刀垫	销钉	压板	双头螺丝	扳手
MVUNR/L2020K16		20	20	125	21	20	25					
MVUNR/L2525M16	VN□□1604□□	25	25	150	21	25	32	SV1603	CTM513	HL2414	ML0625	L2.0 L3.0
MVUNR/L3232P16		32	32	170	21	32	40					



外圆刀(压板式)

**MDPNN**

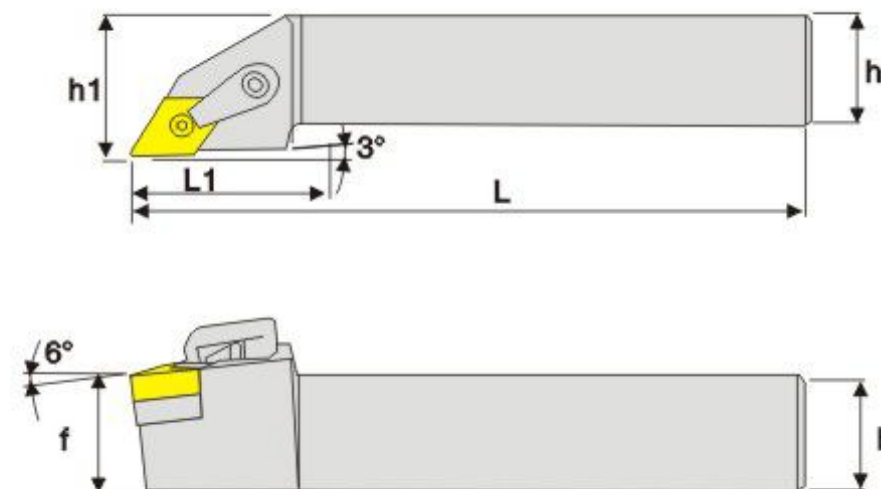
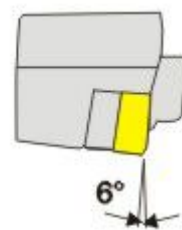
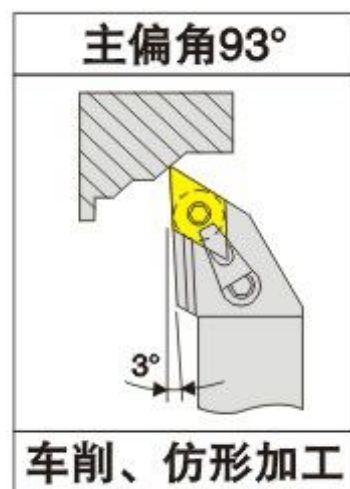


型号	刀片	适用条件						配件				
		h	b	L	L1	h1	f					
		h	b	L	L1	h1	f	刀垫	销钉	压板	双头螺丝	扳手
MDPNN1616H11		16	16	100	36	16	8					
MDPNN2020K11	DN□□1104□□	20	20	125	36	20	10	SD1103	CTM513	HL1814	ML0625	L2.0 L3.0
MDPNN2525M11		25	25	150	36	25	12.5					
MDPNN2020K15		20	20	125	42	20	10					
MDPNN2525M15	DN□□1504□□	25	25	150	42	25	12.5	SD1506	CTM619	HL2114	ML0625	L2.5 L3.0
MDPNN3232P15		32	32	170	42	32	16					



外圆刀(压板式)

**MDJNR/L**

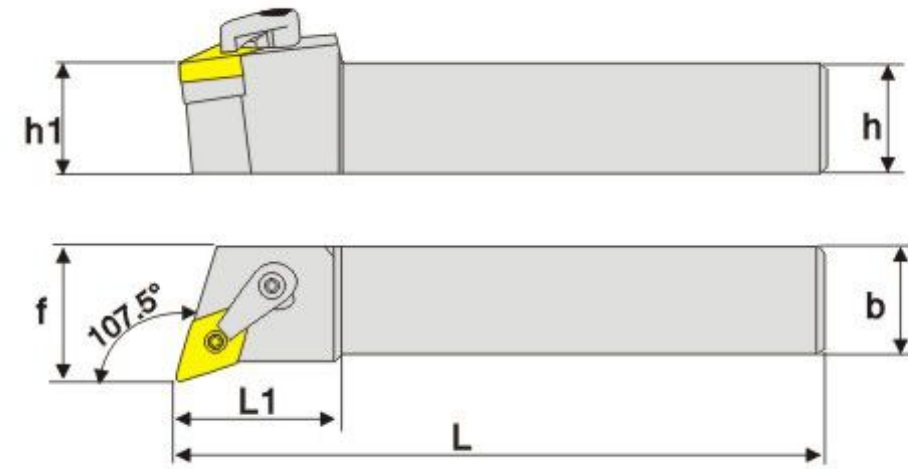
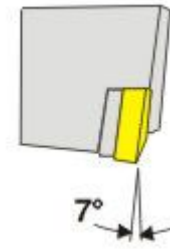


型号	刀片	适用条件						配件				
		h	b	L	L1	h1	f					
MDJNR/L1616H11		16	16	100	30	16	20					
MDJNR/L2020K11	DN□□1104□□	20	20	125	30	20	25	SD1103	CTM513	HL1814	ML0625	L2.0 L3.0
MDJNR/L2525M11		25	25	150	30	25	32					
MDJNR/L2020K15		20	20	125	38	20	25					
MDJNR/L2525M15	DN□□1504□□	25	25	150	38	25	32	SD1506	CTM619	HL2114	ML0625	L2.5 L3.0
MDJNR/L3232P15		32	32	170	38	32	40					



外圆刀(压板式)

**MDQNR/L**

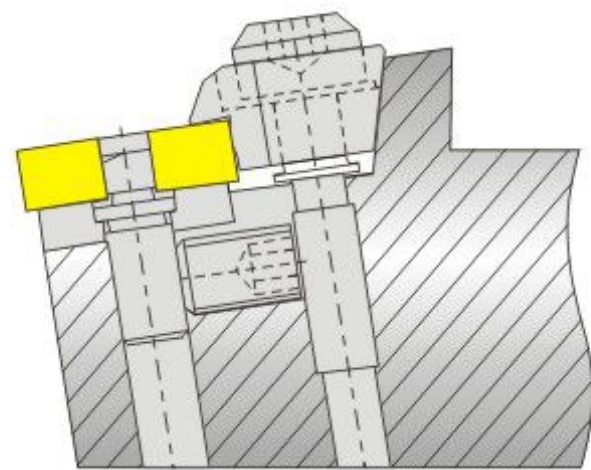


型号	刀片	适用条件						配件				
		h	b	L	L1	h1	f					
	DN□□1104□□	16	16	100	30	16	20	SD1103	CTM513	HL1814	ML0625	L2.0 L3.0
	MDQNR/L2020K15	20	20	125	36	20	25					
	DN□□1504□□ DN□□1506□□	25	25	150	36	25	32	SD1506	CTM619	HL2114	ML0625	L2.5 L3.0
	MDQNR/L3232P15	32	32	170	36	32	40					

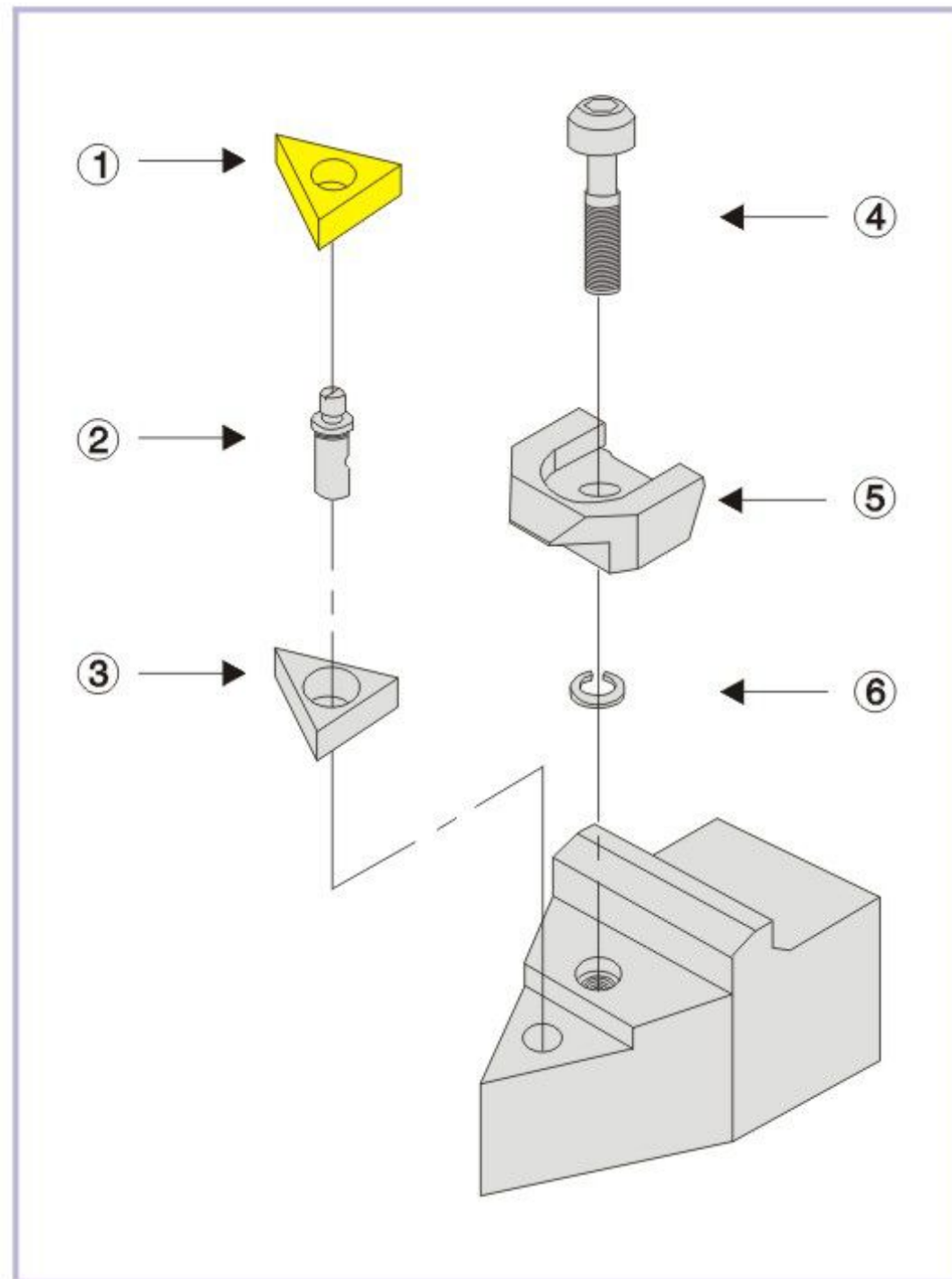


刀具组合图

# W-type-S



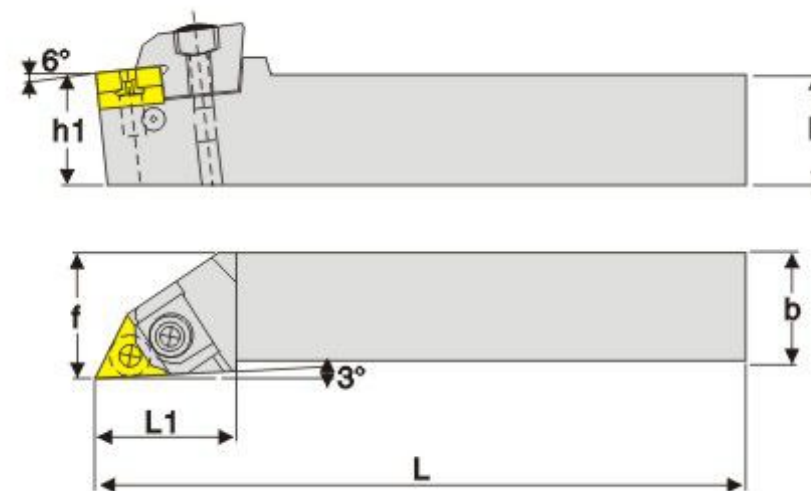
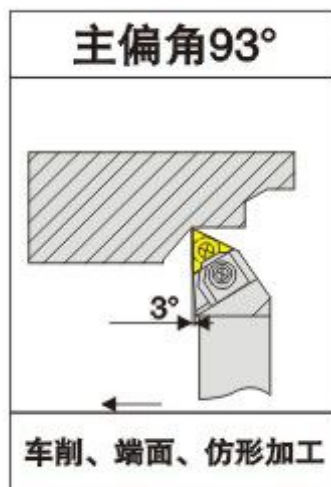
- ① 刀片
- ② 中心销
- ③ 垫片
- ④ 压板螺丝
- ⑤ 压板
- ⑥ 弹簧






外圆刀(压板式)

**WTJNR/L**

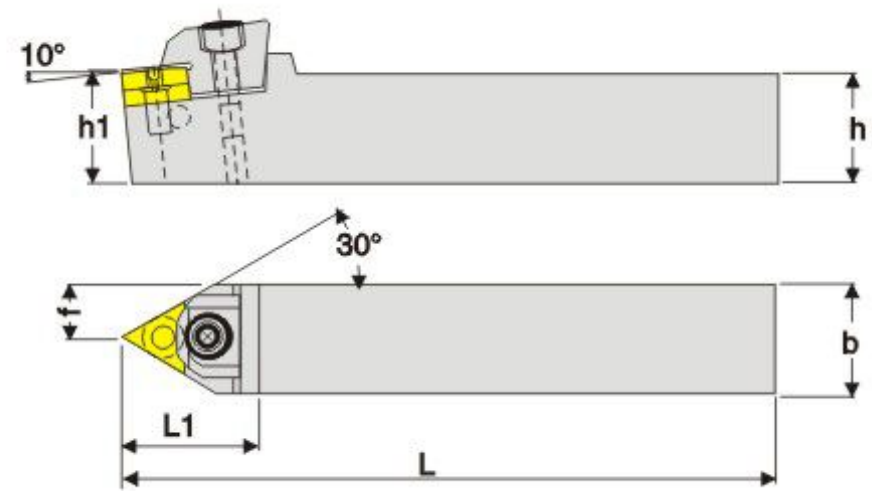
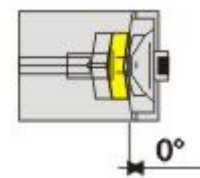
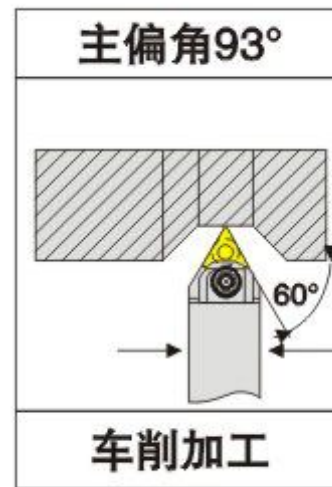


型号	刀片	适用条件						配件				
		h	b	L	L1	h1	f					
	TN□□1604□□							刀垫	销钉	压板	大头螺丝	扳手
WTJNR/L1616K16	TN□□1604□□	16	16	125	16	16	30	ST1603	CTM515	WT-Y	M5×25	L2.5 L4.0
WTJNR/L2020K16		20	20	125	25	20	33					
WTJNR/L2525M16		25	25	150	32	25	33					
WTJNR/L3232P16		32	32	170	40	32	33					
WTJNR/L2525M22	TN□□2204□□	25	25	150	32	25	35	ST2204	CTM818	WT-Y	ML0830	L3.0 L4.0
WTJNR/L3232P22		32	32	170	40	32	35					



外圆刀(压板式)

**WTENN**

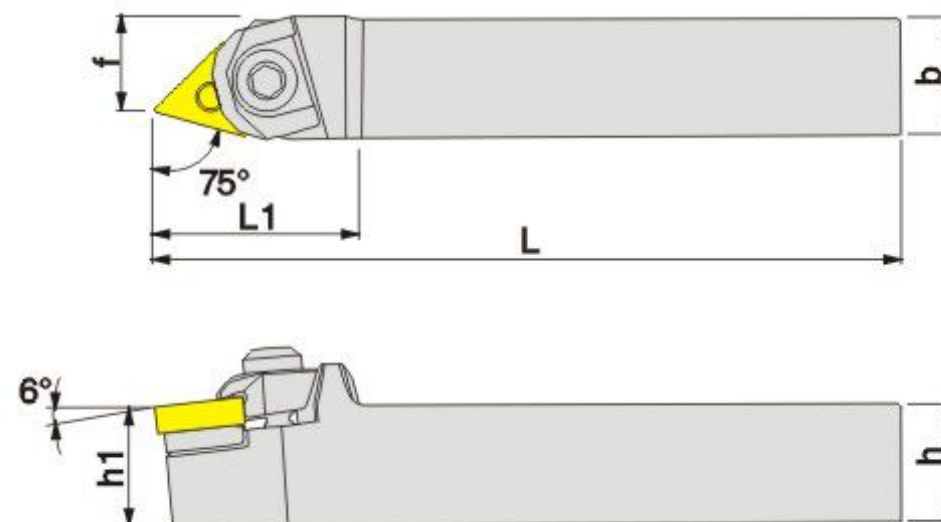
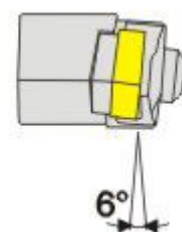
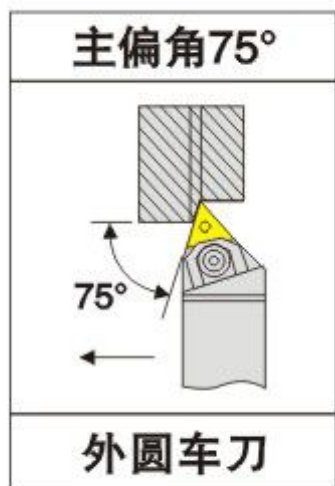



型号	刀片	适用条件						配件				
		h	b	L	L1	h1	f					
WTENN2020K16		20	20	125	32	20	25					
WTENN2525M16	TN□□1604□□	25	25	150	32	25	32	ST1603	CTM515	WT-Y	M5×25	L2.5 L4.0
WTENN3232P16		32	32	170	32	32	40					



外圆刀(压板式)

**WTBNR/L**

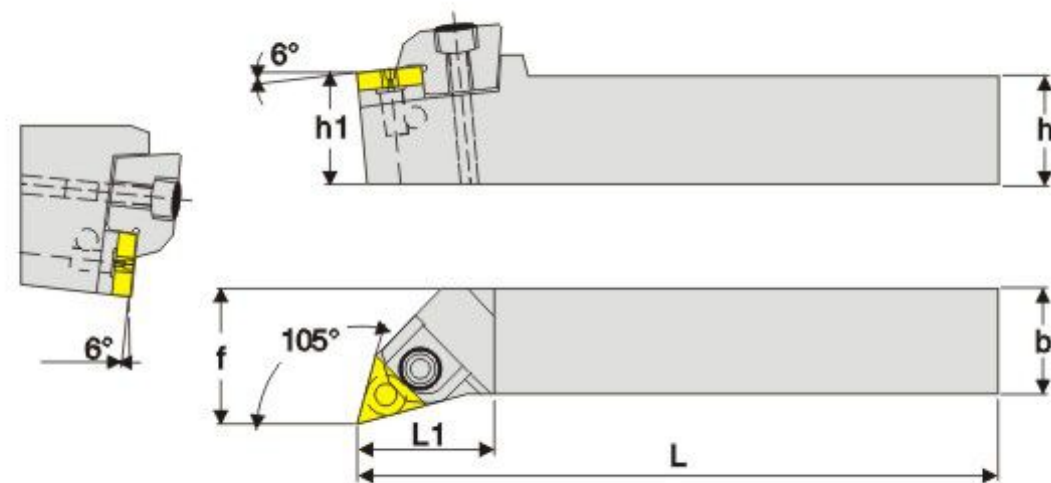
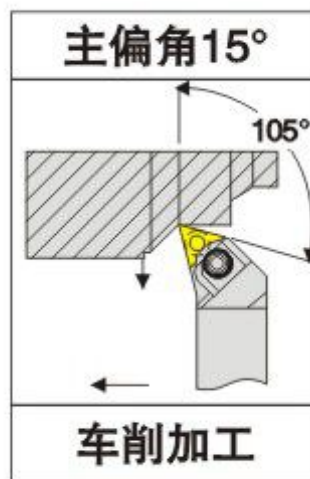


型号	刀片	适用条件						配件				
		h	b	L	L1	h1	f					
WTBNR/L2020K16		20	20	125	32	20	15.5					
WTBNR/L2525M16	TN□□1604□□	25	25	150	32	25	20.5	ST1603	CTM515	WT-Y	M5×25	L2.5 L4.0
WTBNR/L3232P16		32	32	170	32	32	27.5					



外圆刀(压板式)

**WTQNR/L**

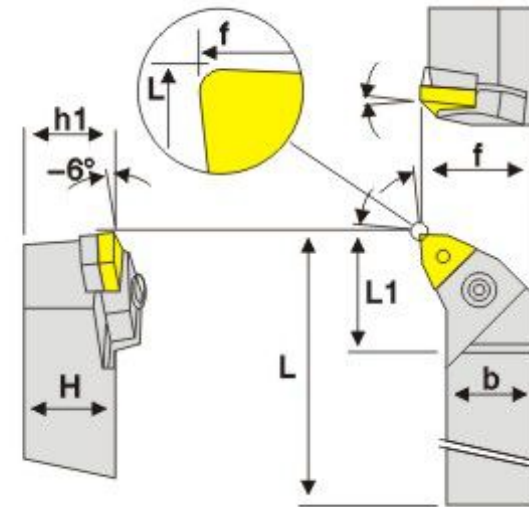
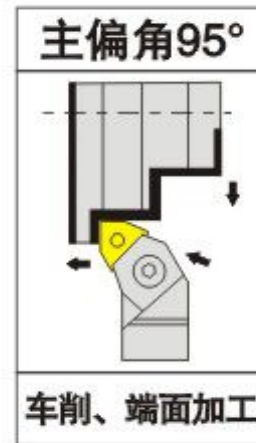


型号	刀片	适用条件						配件				
		h	b	L	L1	h1	f					
WTQNR/L2020K16		20	20	125	32	20	25					
WTQNR/L2525M16	TN□□1604□□	25	25	150	32	25	32	ST1603	CTM515	WT-Y	M5×25	L2.5 L4.0
WTQNR/L3232P16		32	32	170	32	32	40					



外圆刀(压板式)

**WWLNR/L**



型号	刀片	适用条件						配件					
		h	b	L	L1	h1	f	 刀垫	 销钉	 楔块压紧	 大头螺钉	 止动环	 扳手
WWLNR/L2020K08		20	20	125	32	20	25						
WWLNR/L2525M08	WN□□0804□□	25	25	150	33	25	32	SW0804	CTM618	WW-Y	M6×25	CR05	L3.0 L4.0
WWLNR/L3232P08		32	32	170	33	32	40						

SCLCR/L(P042)



SCKCR/L(P043)



SCFCR/L(P044)



SCMCN(P045)



SCMCN-100(P046)



SCBCR/L(P047)



SCACR/L(P048)



SDJCR/L(P049)



SDACR/L(P050)



SDFCR/L(P051)



SDQCR/L(P052)



SDNCN(P053)



SSBCR/L(P054)



SSKCR/L(P055)



SSSCR/L(P056)





SSDCN(P057)



STGCR/L(P058)



STFCR/L(P059)



STTCR/L(P060)



STWCR/L(P061)



SVJ\*R/L(P062)



SVV\*N(P063)



SVQ\*R/L(P064)



SVU\*R/L(P065)



SRACR/L(P066)



SRDCN(P067)



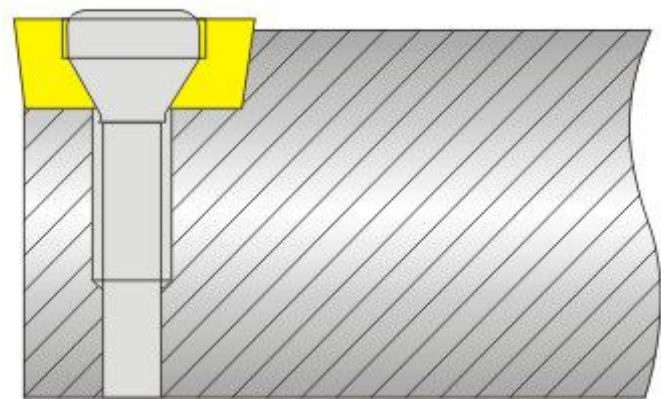
SRGCR/L(P068)



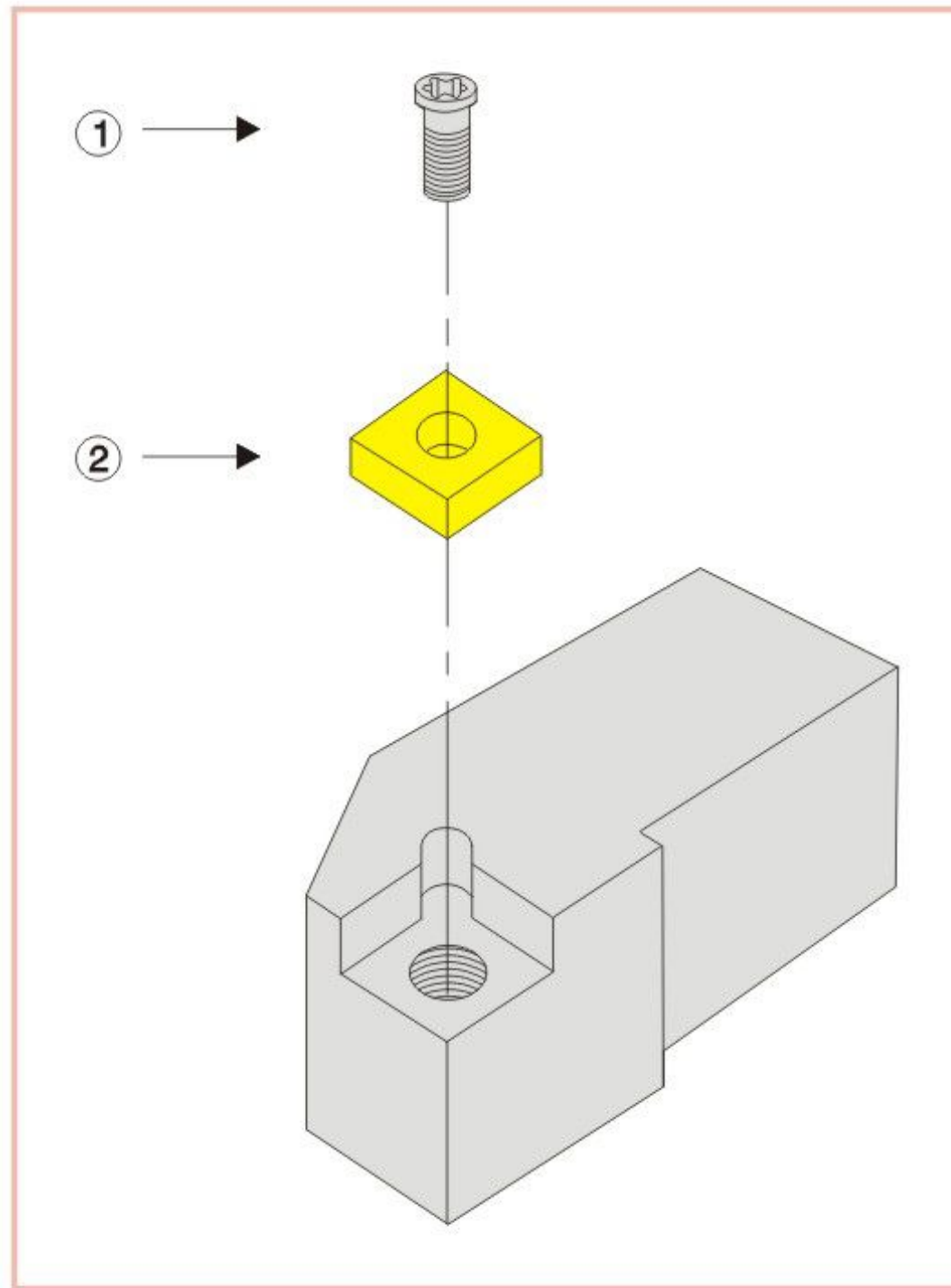


刀具组合图

# S-type, JS-type



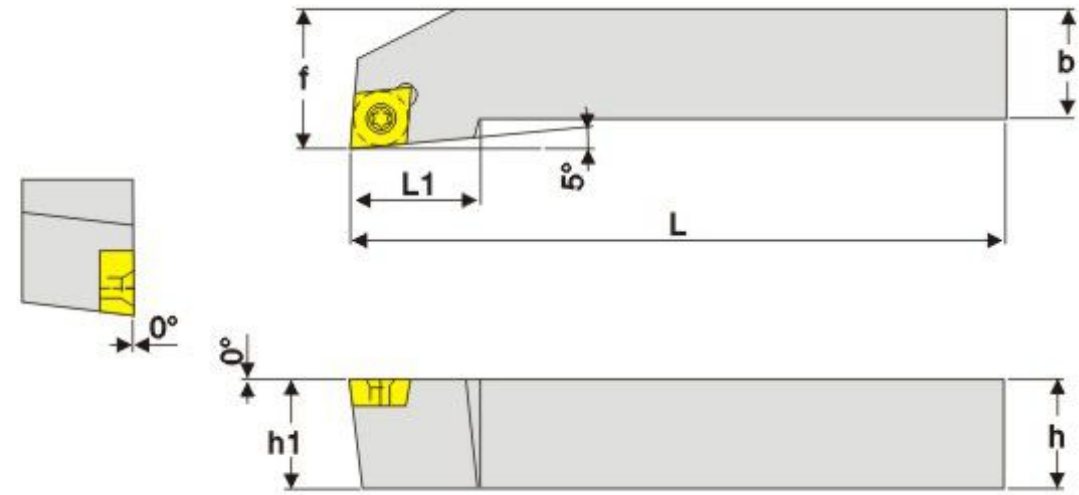
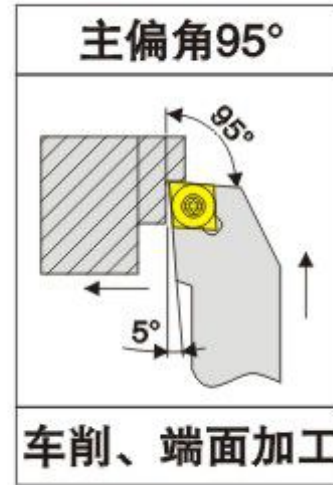
- ① 螺丝
- ② 刀片








外圆刀(螺钉式)

**SCLCR/L**

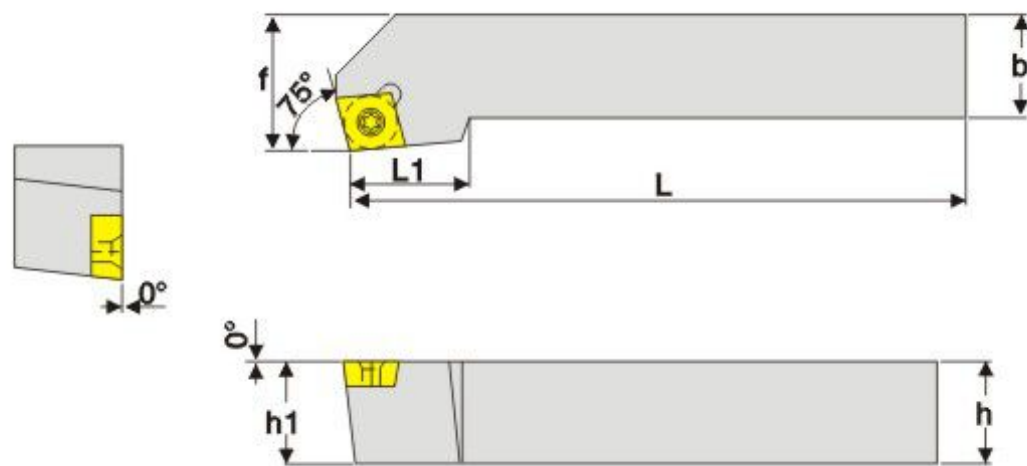
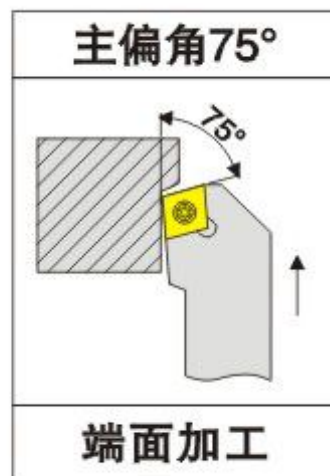


型号	刀片 	适用条件						配件	
		h	b	L	L1	h1	f	 螺丝	 扳手
SCLCR/L0808D06	CC□□0602□□	08	08	80	10	08	10	M2.5×6	T8
SCLCR/L1010E06		10	10	100	12	10	10		
SCLCR/L1212F09		12	12	100	16	12	16		
SCLCR/L1616H09	CC□□09T3□□	16	16	100	20	16	16	M4×8	T15
SCLCR/L2020K09		20	20	125	25	20	20		
SCLCR/L2525M09		25	25	150	32	25	25		
SCLCR/L2020K12	CC□□1204□□	20	20	125	25	20	25	M5×12	T20
SCLCR/L2525M12		25	25	150	32	25	32		



外圆刀(螺钉式)

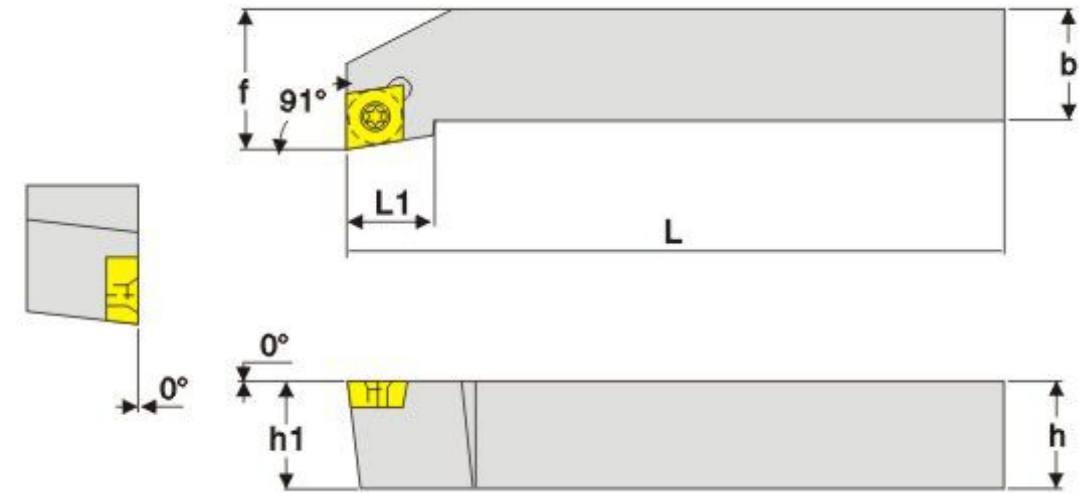
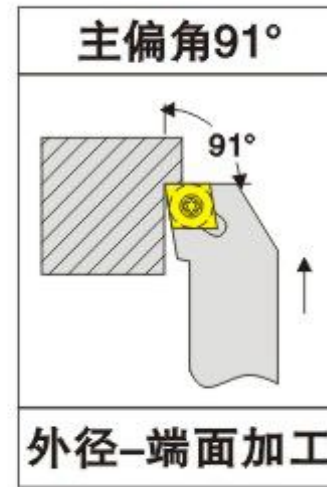
**SCKCR/L**



型号	刀片	适用条件						配件	
		h	b	L	L1	h1	f	 螺丝	 扳手
SCKCR/L2020K09	CC□□09T3□□	20	20	125	23	20	25	M4×10	T15
SCKCR/L2525M09		25	25	150	23	25	32		
SCKCR/L2020K12	CC□□1204□□	20	20	125	28	20	25	M5×12	T20
SCKCR/L2525M12		25	25	150	28	25	32		

外圆刀(螺钉式)

**SCFCR/L**



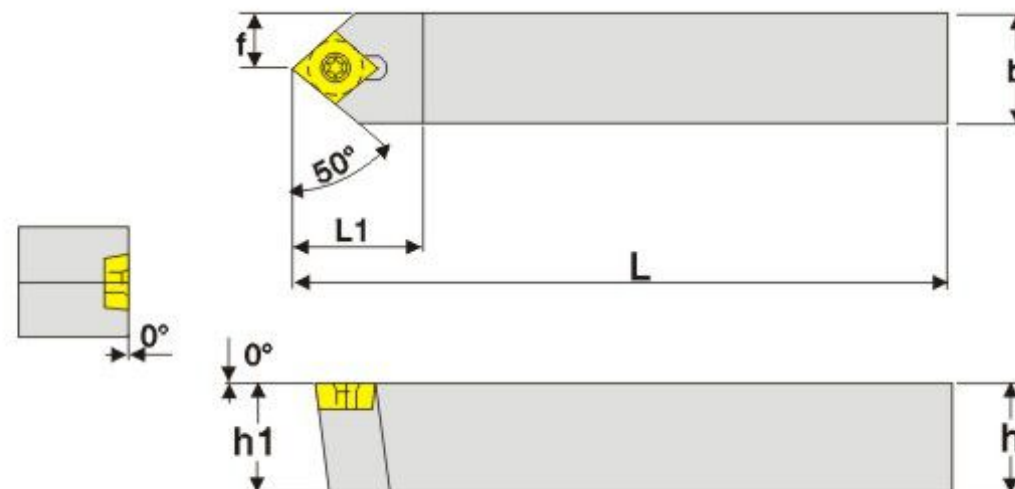
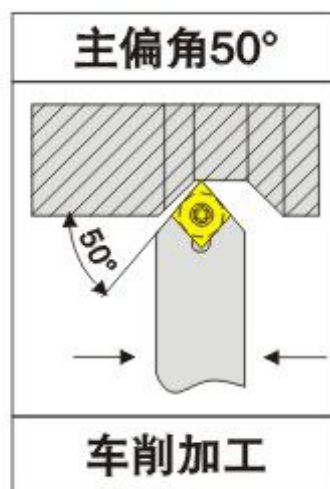
型号	刀片	适用条件						配件	
		h	b	L	L1	h1	f	 螺丝	 扳手
SCFCR/L1212H09	CC□□0602□□	12	12	100	16	12	16	M4×8	T15
SCFCR/L1616H09	CC□□09T3□□	16	16	100	20	16	20		
SCFCR/L2020K12		20	20	125	20	20	25	M5×12	T20
SCFCR/L2525M12	CC□□1204□□	25	25	150	25	25	32		
SCFCR/L3232P12		32	32	170	25	32	40		





外圆刀(螺钉式)

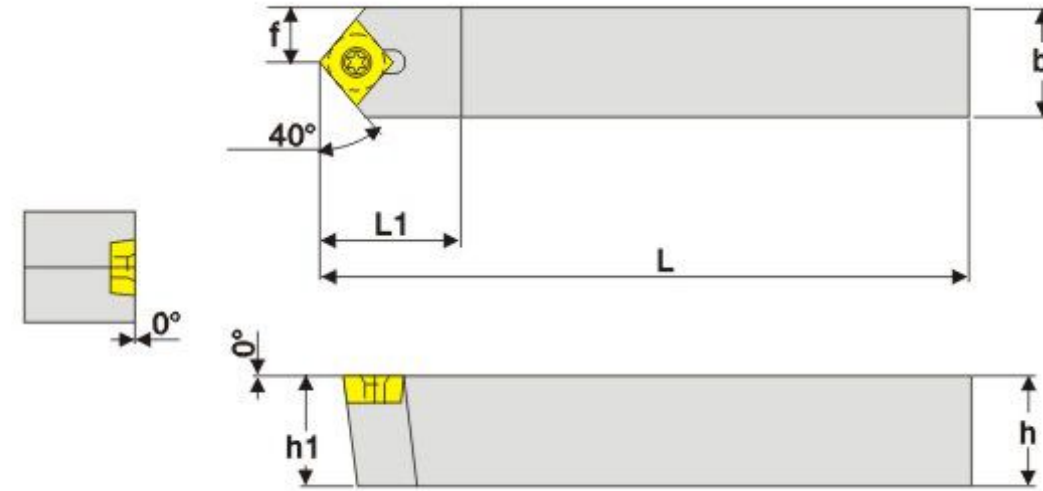
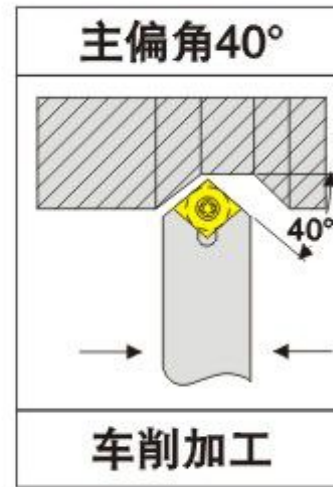
**SCMCN**



型号	刀片 	适用条件						配件	
		h	b	L	L1	h1	f	 螺丝	 扳手
SCMCN1010H06	CC□□0602□□	10	10	100	13	10	5	M2.5×6	T8
SCMCN1212H09	CC□□09T3□□	12	12	100	18	12	6	M4×10	T15
SCMCN1616H09		16	16	100	18	16	8		
SCMCN2020K09		20	20	125	18	20	10		
SCMCN2525M09		25	25	150	18	25	12.5		
SCMCN2020K12	CC□□1204□□	20	20	125	23	20	10	M5×12	T20
SCMCN2525M12		25	25	150	23	25	12.5		

外圆刀(螺钉式)

# SCMCN-100

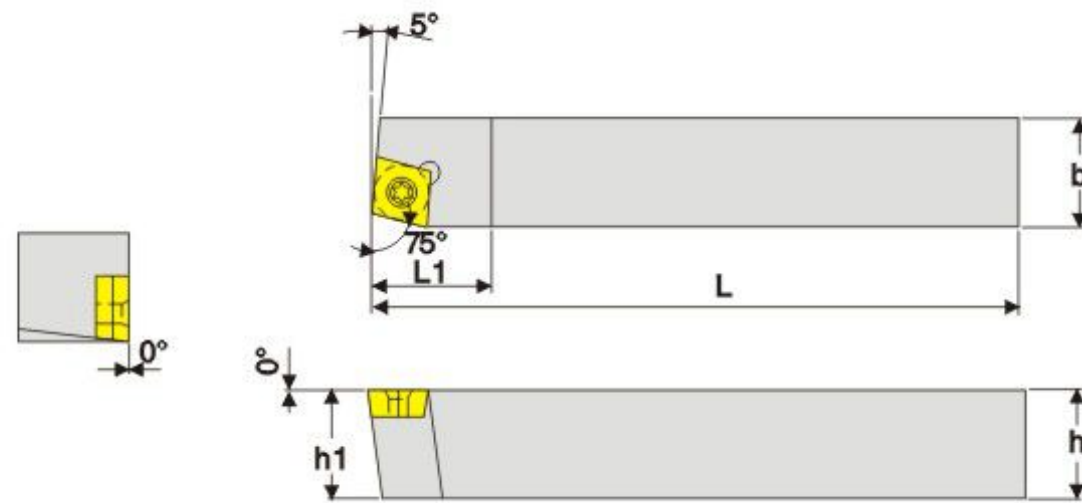
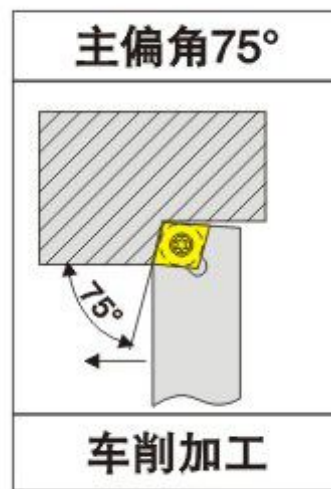


型号	刀片 	适用条件						配件	
		h	b	L	L1	h1	f	 螺丝	 扳手
SCMCN1010H06-100	CC□□0602□□	10	10	100	13	10	5	M2.5×6	T8
SCMCN1212H09-100	CC□□09T3□□	12	12	100	18	12	6	M4×8 M4×10	T15
SCMCN1616H09-100		16	16	100	18	16	8		
SCMCN2020K09-100		20	20	125	18	20	10		
SCMCN2525M09-100		25	25	150	18	25	12.5		
SCMCN2020K12-100	CC□□1204□□	20	20	125	23	20	10	M5×12	T20
SCMCN2525M12-100		25	25	150	23	25	12.5		



外圆刀(螺钉式)

**SCBCR/L**

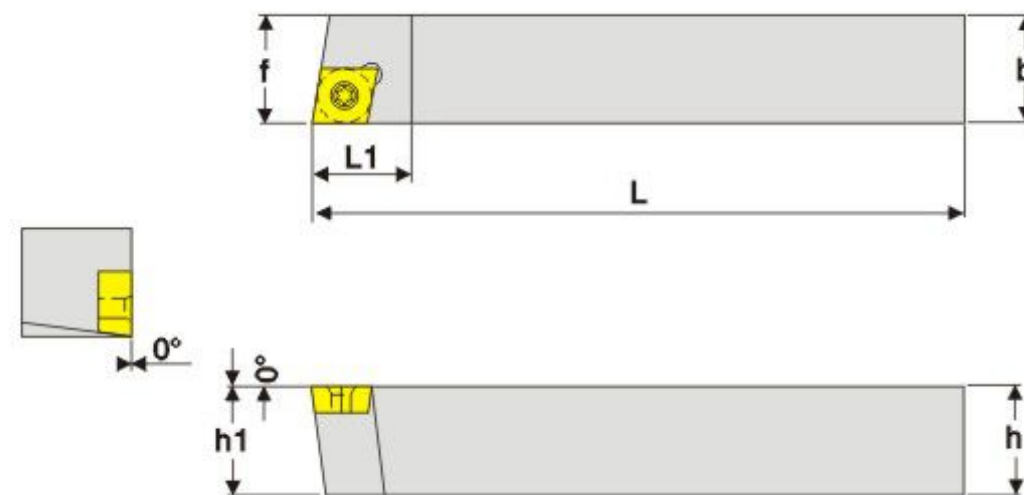
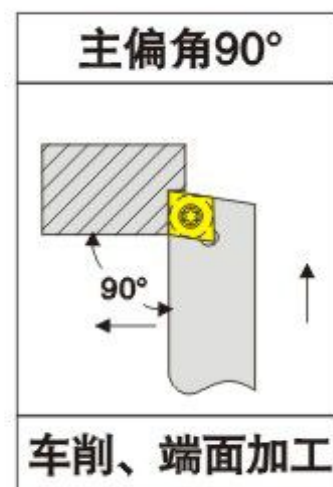


型号	刀片 	适用条件						配件	
		h	b	L	L1	h1	f	 螺丝	 扳手
SCBCR/L2020K09	CC□□09T3□□	20	20	125	12	20	17	M4×10	T15
SCBCR/L2525M09		25	25	150	12	25	22		
SCBCR/L2020K12	CC□□1204□□	20	20	125	16	20	17	M5×12	T20
SCBCR/L2525M12		25	25	150	16	25	22		



外圆刀(螺钉式)

**SCACR/L**

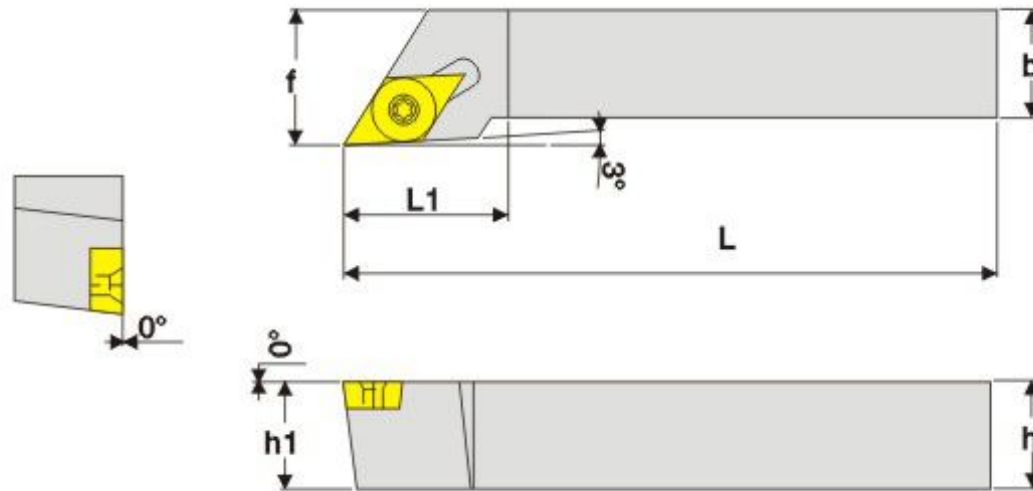
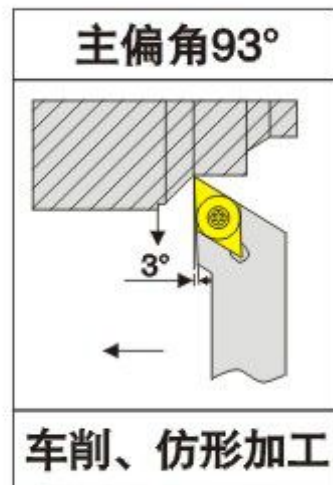


型号	刀片	适用条件						配件	
		h	b	L	L1	h1	f	 螺丝	 扳手
SCACR/L0808H06	CC□□0602□□	8	8	125	10	8	8	M2.5×6	T8
SCACR/L1010H06		10	10	125	10	10	10		
SCACR/L1212K06		12	12	125	13	12	12		
SCACR/L1212K09	CC□□09T3□□	12	12	125	13	12	12	M4×8	T15



外圆刀(螺钉式)

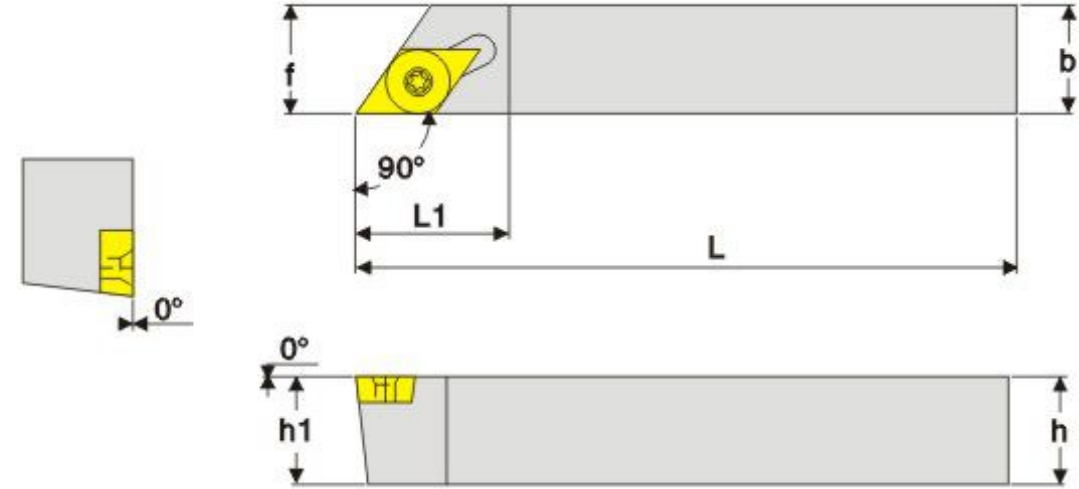
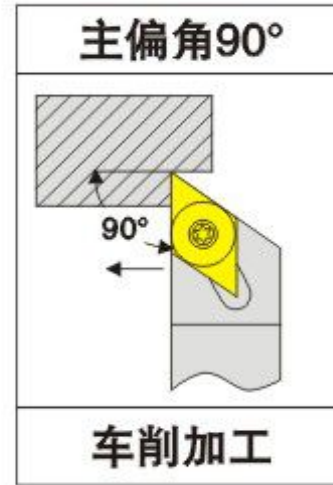
**SDJCR/L**



型号	刀片 	适用条件						配件	
		h	b	L	L1	h1	f	 螺丝	 扳手
SDJCR/L1010E07	DC□□T0702□□	10	10	70	12	10	15	M2.5×6	T8
SDJCR/L1212F07		12	12	80	16	12	15		
SDJCR/L1616H07		16	16	100	20	16	18		
SDJCR/L1212F11	DC□□T11T3□□	12	12	80	16	12	15	M4×8	T15
SDJCR/L1616H11		16	16	100	20	16	24		
SDJCR/L2020K11		20	20	125	20	20	24		
SDJCR/L2525M11		25	25	150	23	25	29		
SDJCR/L3232P11		32	32	170	23	32	40		
SDJCR/L4040R11		40	40	200	25	40	50		

外圆刀(螺钉式)

**SDACR/L**



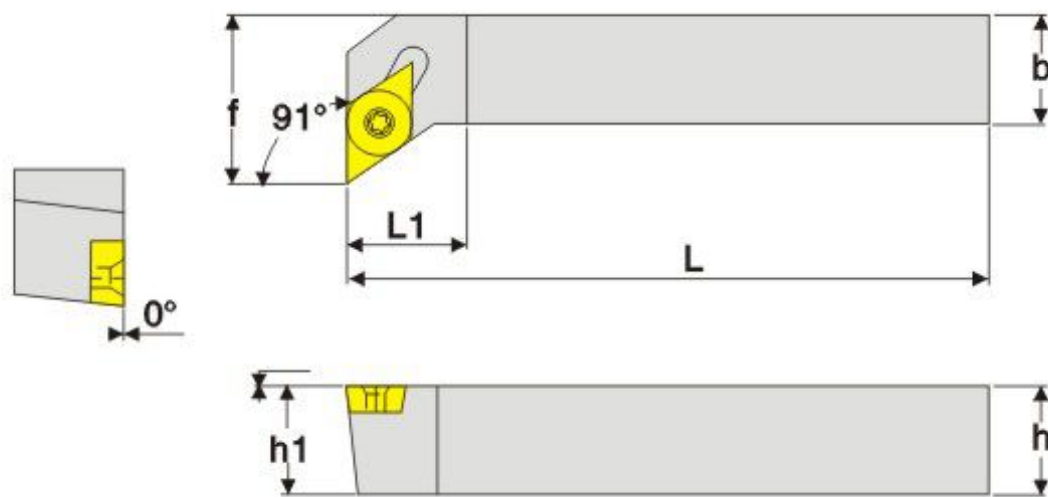
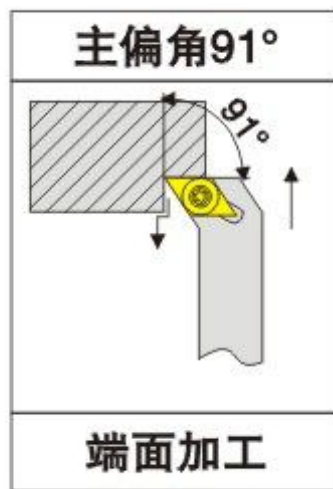
型号	刀片 	适用条件						配件	
		h	b	L	L1	h1	f	 螺丝	 扳手
SDACR/L0808K07	DC□□0702□□	8	8	125	15	8	8	M2.5×6	T8
SDACR/L1010K07		10	10	125	15	10	10		
SDACR/L1212K07		12	12	125	15	12	12		
SDACR/L1212K11	DC□□11T3□□	12	12	125	22	12	12	M4×8	T15
SDACR/L1616K11		16	16	125	22	16	16		
SDACR/L2020K11		20	20	125	22	20	20		
SDACR/L2525M11		25	25	150	22	25	25		





外圆刀(螺钉式)

**SDFCR/L**



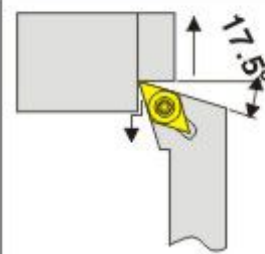
型号	刀片	适用条件						配件	
		h	b	L	L1	h1	f	 螺丝	 扳手
SDFCR/L1212H07	DC□□0702□□	12	12	100	8	12	16	M2.5×6	T8
SDFCR/L1616K11	DC□□11T3□□	16	16	125	14	16	20	M4×8	T15

外圆刀(螺钉式)

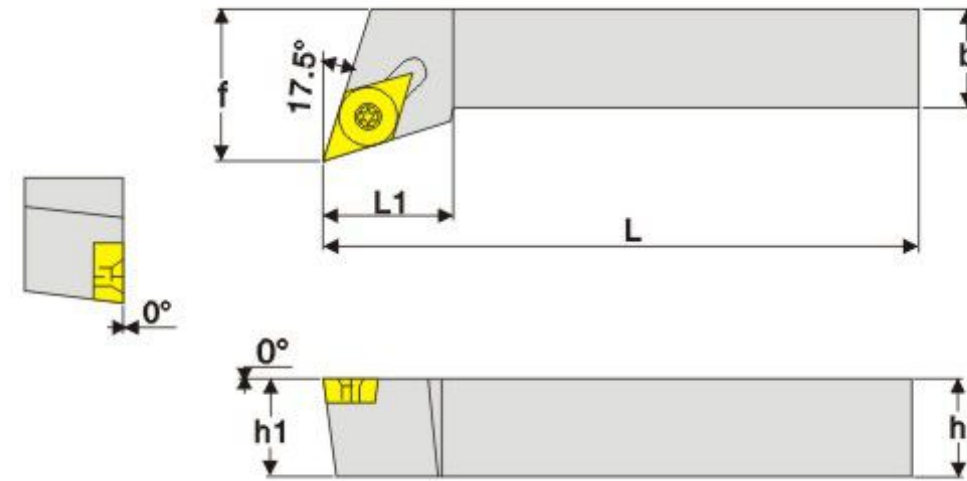
**SDQCR/L**



主偏角107.5°



车削、仿形加工

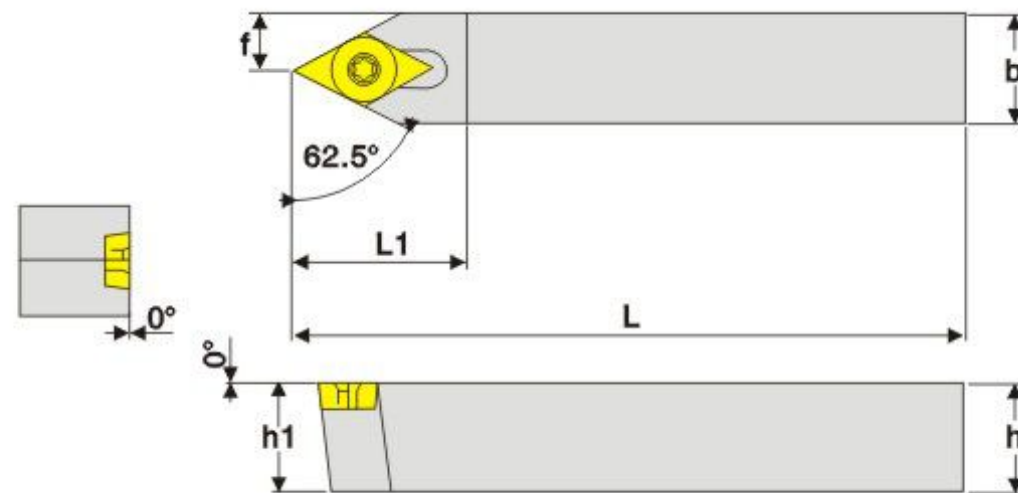
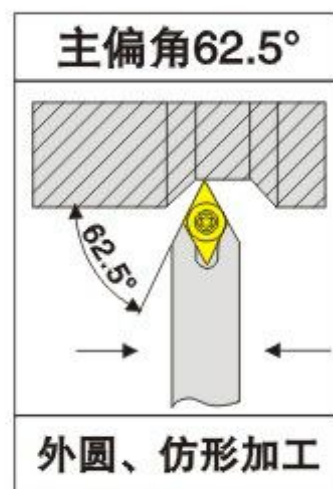


型号	刀片	适用条件						配件	
		h	b	L	L1	h1	f	 螺丝	 扳手
SDQCR/L1010H07	DC□□0702□□	10	10	100	12.5	10	12	M2.5×6	T8
SDQCR/L1212H07		12	12	100	13	12	16		
SDQCR/L1212H11	DC□□11T3□□	12	12	100	14	12	16	M4×8	T15
SDQCR/L1616H11		16	16	100	14	16	20		
SDQCR/L2020K11		20	20	125	16	20	25	M4×10	
SDQCR/L2525M11		25	25	150	22	25	32		



外圆刀(螺钉式)

**SDNCN**

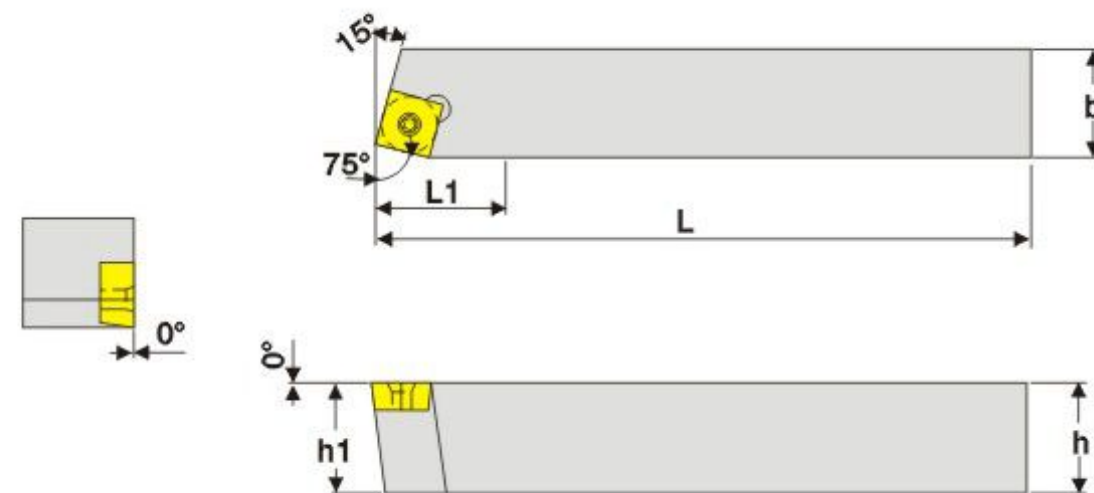
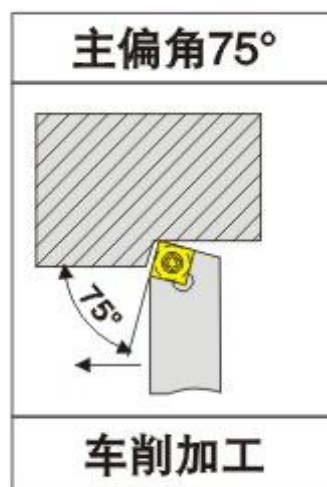


型号	刀片 	适用条件						配件	
		h	b	L	L1	h1	f	 螺丝	 扳手
SDNCN1010E07	DC□□T0702□□	10	10	70	14	10	5	M2.5×6	T8
SDNCN1212F07	DC□□T11T3□□	12	12	80	14	12	6	M4×8	T15
SDNCN1212H11		12	12	100	21	12	6		
SDNCN1616H11	DC□□T11T3□□	16	16	100	21	16	8	M4×10	T15
SDNCN2020K11		20	20	125	21	20	10		



外圆刀(螺钉式)

**SSBCR/L**

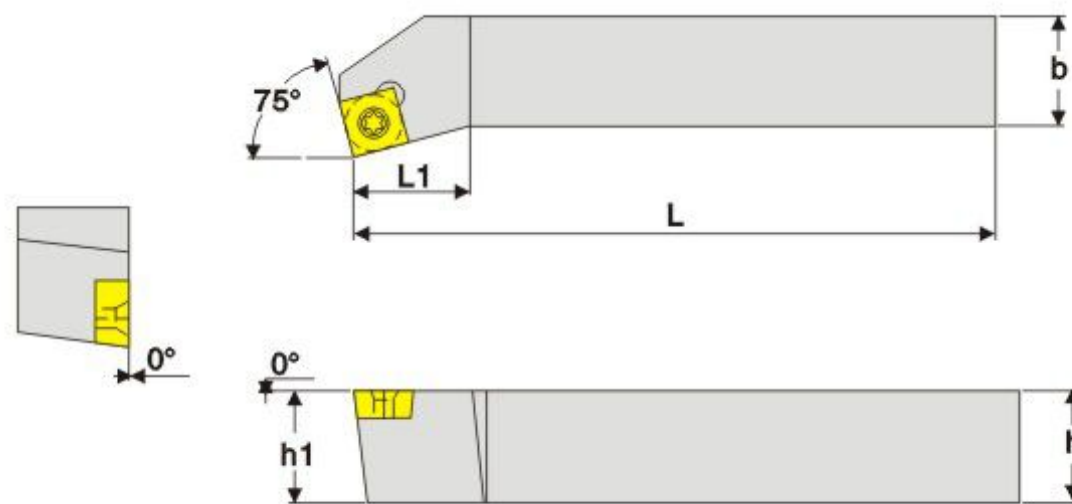
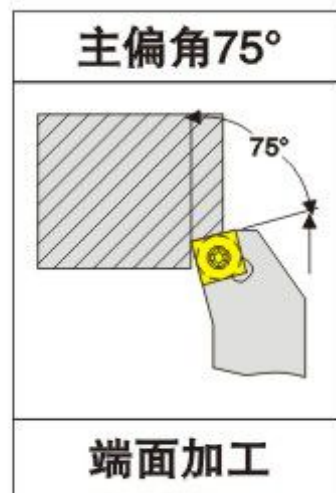


型号	刀片 	适用条件						配件	
		h	b	L	L1	h1	f	 螺丝	 扳手
SSBCR/L1212F09	SC□□09T3□□	12	12	100	14	12	9.5	M4×8	T15
SSBCR/L1616H09		16	16	100	14	16	13		
SSBCR/L2020K12	SC□□1204□□	20	20	125	30	20	17	M5×12	T20



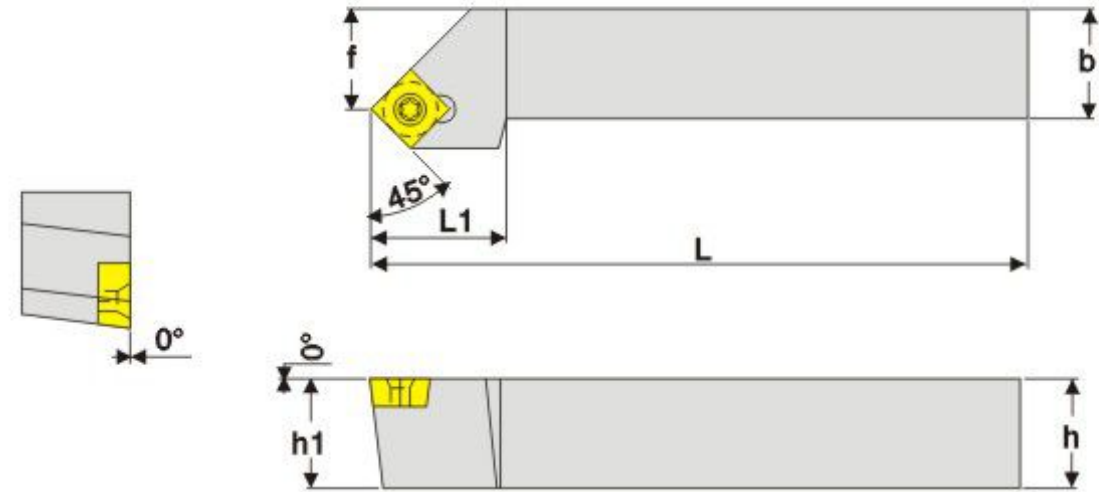
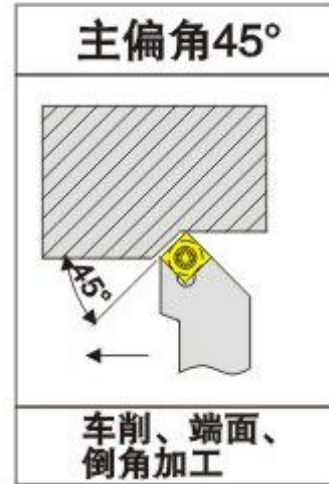
外圆刀(螺钉式)

**SSKCR/L**



型号	刀片	适用条件						配件	
		h	b	L	L1	h1	f	 螺丝	 扳手
SSKCR/L1616H09	SC□□09T3□□	16	16	100	20	16	13	M4×10	T15
SSKCR/L2020K09		20	20	125	25	20	16		

外圆刀(螺钉式)  
**SSSCR/L**



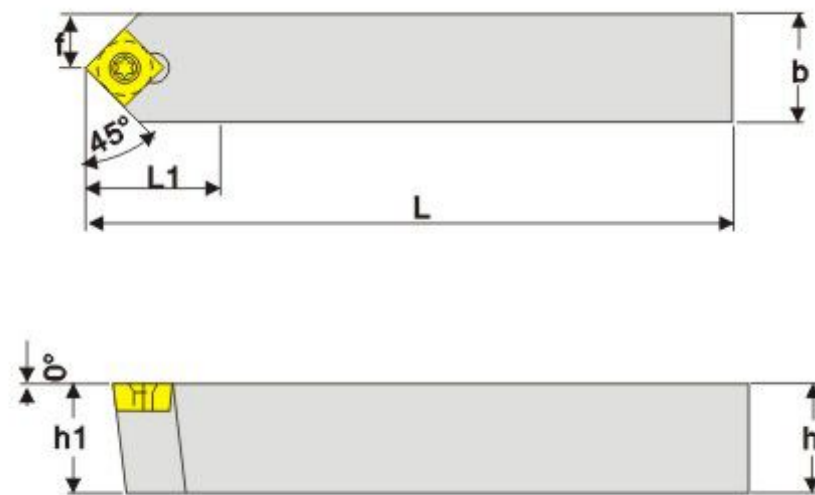
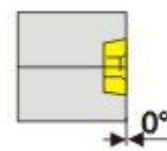
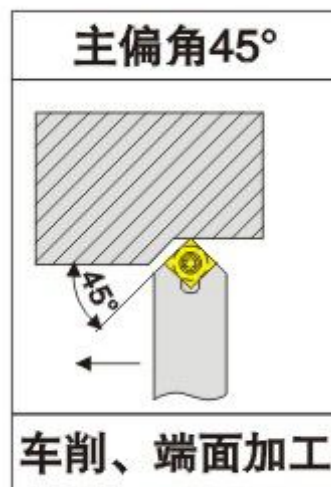
型号	刀片 	适用条件						配件	
		h	b	L	L1	h1	f	 螺丝	 扳手
SSSCR/L1616H09	SC□□T09T3□□	16	16	100	17	16	20	M4×10	T15
SSSCR/L2020K12	SC□□T1204□□	20	20	125	21	20	25	M5×12	T20
SSSCR/L2525M12		25	25	150	26	25	32		





外圆刀(螺钉式)

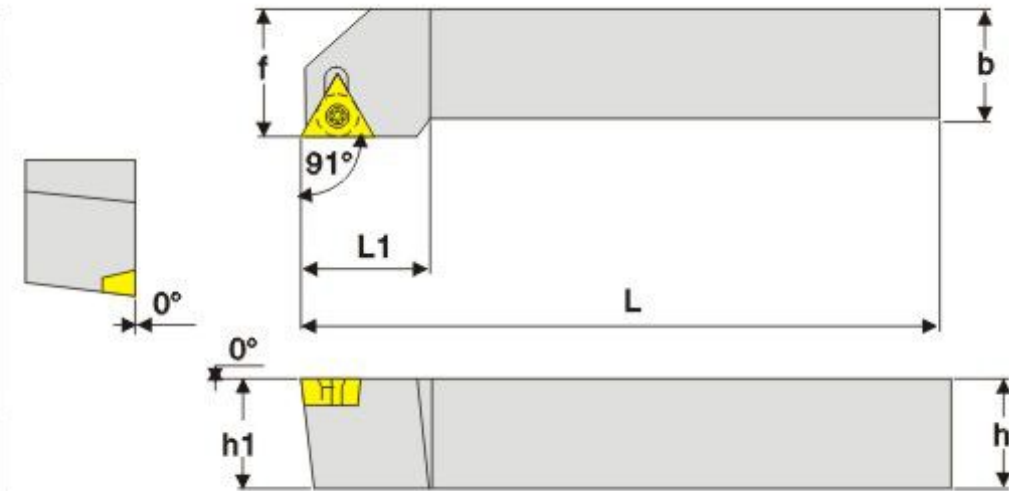
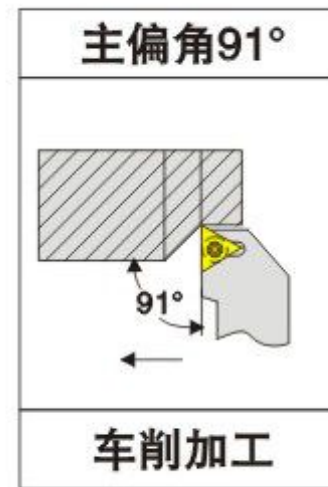
**SSDCN**



型号	刀片 	适用条件						配件	
		h	b	L	L1	h1	f	 螺丝	 扳手
SSDCN1212F09	SC□□09T3□□	12	12	100	16	12	6	M4×10	T15
SSDCN1616H09		16	16	100	16	16	8		
SSDCN2020K09		20	20	125	16	20	10		

外圆刀(螺钉式)

**STGCR/L**

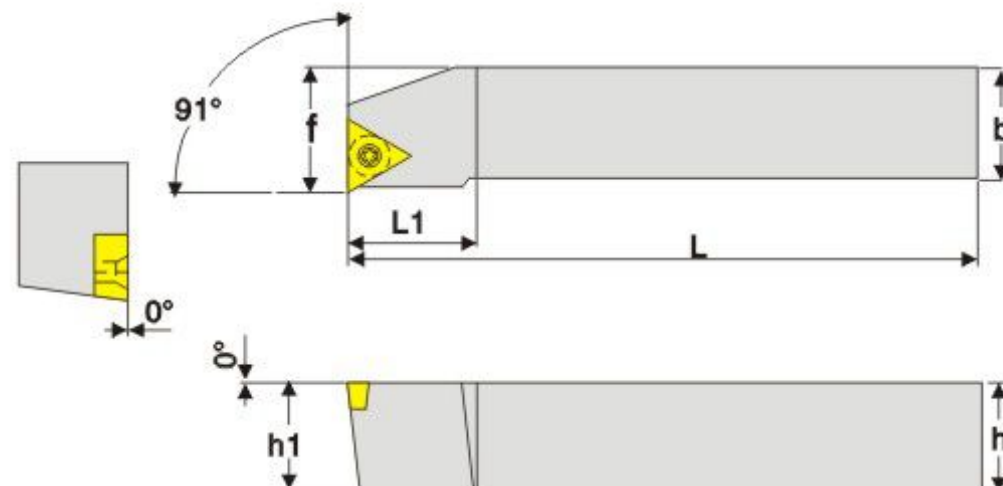
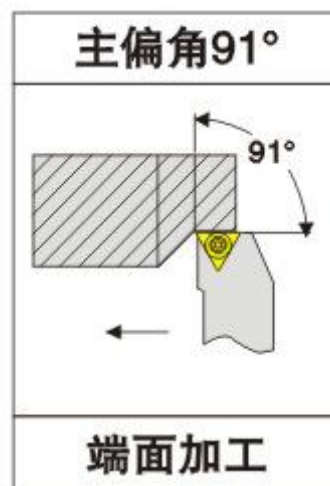


型号	刀片 	适用条件						配件	
		h	b	L	L1	h1	f	 螺丝	 扳手
STGCR/L0808D09	TC□□T0902□□	08	08	60	10	08	11	M2.2×6	T6
STGCR/L1010E09		10	10	70	12	10	11		
STGCR/L1212F11	TC□□T1102□□	12	12	80	16	12	16	M2.5×6	T8
STGCR/L1616H11		16	16	100	20	16	20		
STGCR/L2020H16	TC□□T16T3□□	20	20	125	22	20	25	M4×10	T15
STGCR/L2525K16		25	25	150	22	25	32		
STGCR/L3232M16		32	32	170	22	32	40		



外圆刀(螺钉式)

**STFCR/L**

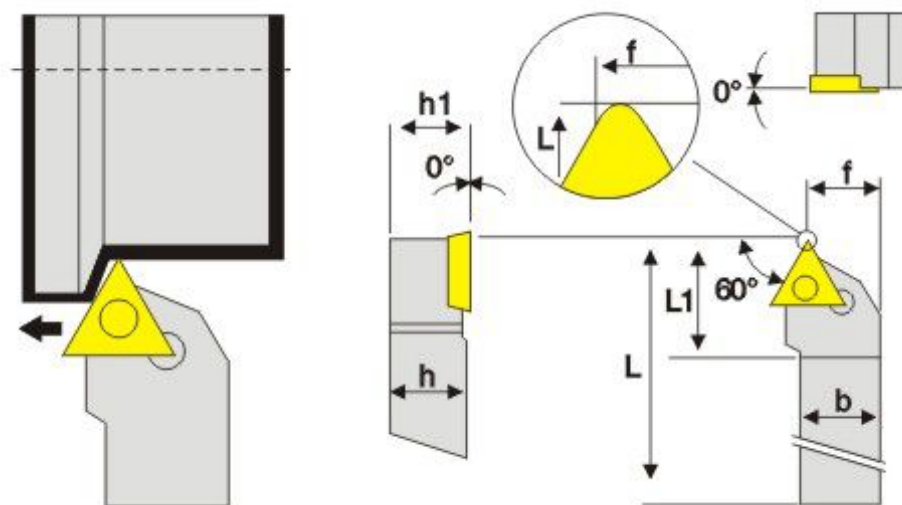





型号	刀片 	适用条件						配件	
		h	b	L	L1	h1	f	 螺丝	 扳手
STFCR/L1010E09	TC□□T0902□□	10	10	70	12	10	10	M2.2×6	T6
STFCR/L1212F11	TC□□T1102□□	12	12	80	16	12	16	M2.5×8	T8
STFCR/L1616H11		16	16	100	16	16	20		
STFCR/L1616H16	TC□□T16T3□□	16	16	100	16	16	20	M4×10	T15
STFCR/L2020K16		20	20	125	22	20	25		
STFCR/L2525M16		25	25	150	22	25	32		



外圆刀(螺钉式)

**STTCR/L**

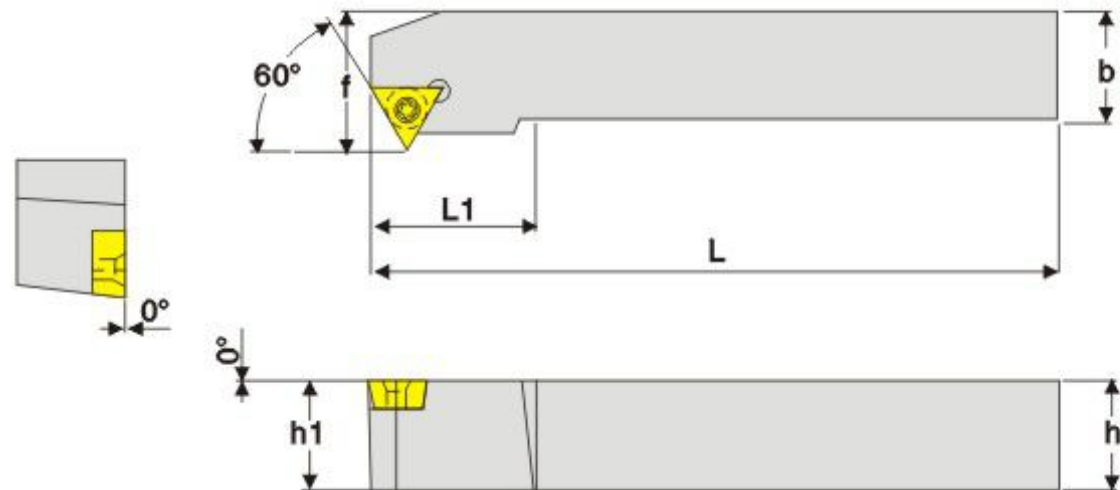
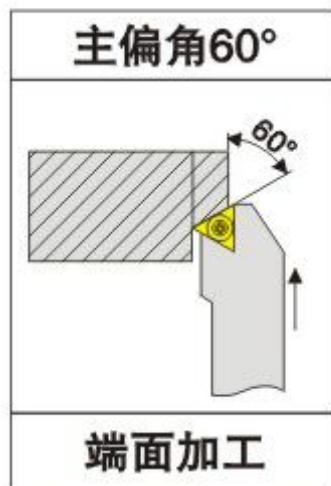


型号	刀片	适用条件						配件	
		h	b	L	L1	h1	f	 螺丝	 扳手
STTCR/L1616H11	TC□□T1102□□	16	16	100	14	16	13	M2.5×6	T8
STTCR/L1616K16	TC□□T16T3□□	16	16	100	19	16	13	M4×10	T15
STTCR/L2020K16		20	20	125	19	20	17		



外圆刀(螺钉式)

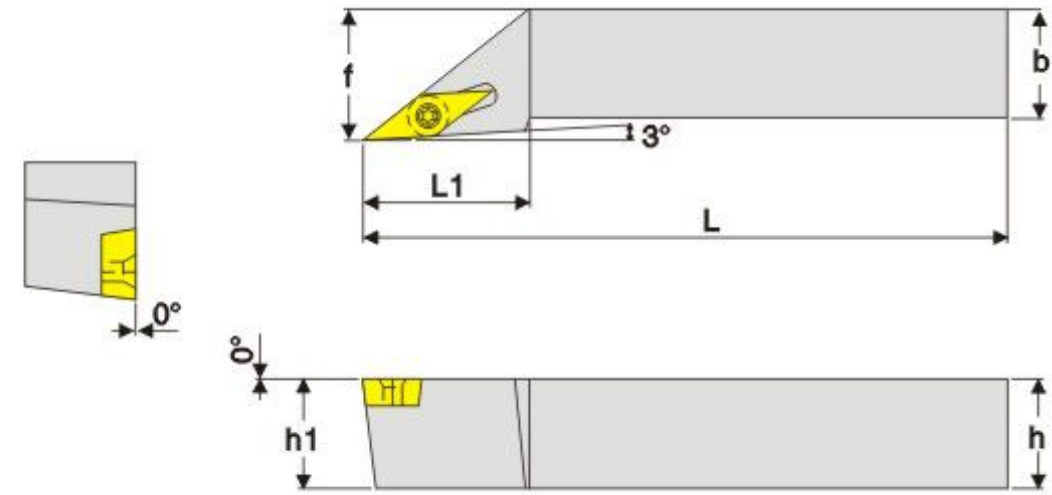
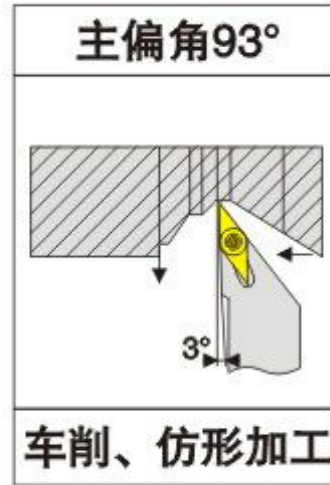
**STWCR/L**



型号	刀片 	适用条件						配件	
		h	b	L	L1	h1	f	 螺丝	 扳手
STWCR/L1212H11	TC□□1102□□	12	12	100	8	12	15.3	M2.5×6	T8
STWCR/L1616H11		16	16	100	8	16	19.3		
STWCR/L2020K11		20	20	125	8	20	23.3		
STWCR/L2525M11		25	25	150	8	25	28.3		
STWCR/L1616H16	TC□□16T3□□	16	16	100	12	16	21	M4×8	T15
STWCR/L2020H16		20	20	125	12	20	26		
STWCR/L2525K16		25	25	150	12	25	31		
STWCR/L3232P16		32	32	170	12	32	38		

外圆刀(螺钉式)

**SVJ\*R/L**



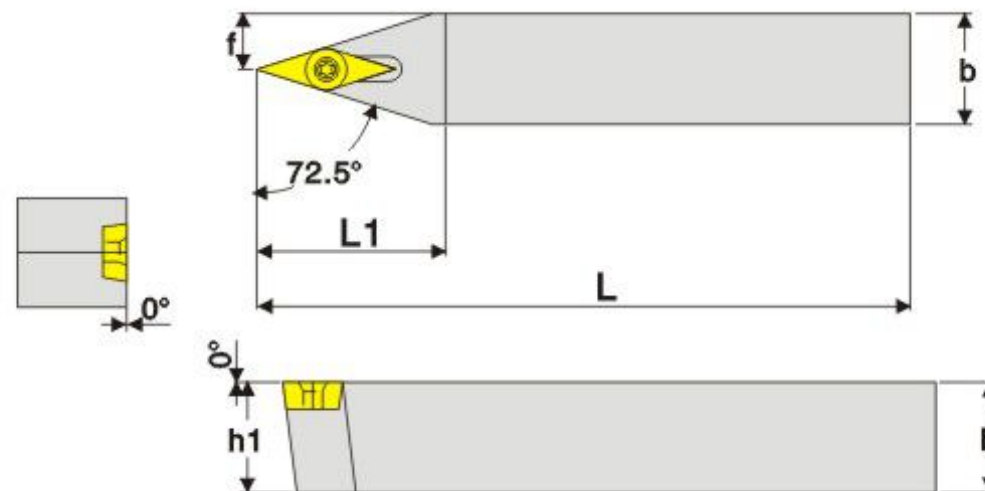
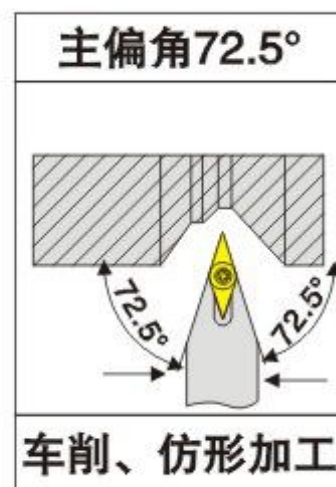
型号	刀片	适用条件						配件	
		h	b	L	L1	h1	f	螺丝	扳手
一: C刀片后角7° B刀片后角5°									
SVJ-R/L1616H16	VC□□1604□□ VB□□1604□□	16	16	100	32	16	20	M4×10	T15
SVJ-R/L2020K16		20	20	125	32	20	25		
SVJ-R/L2525M16		25	25	150	32	25	32		
SVJ-R/L3232P16		32	32	170	40	32	40		





外圆刀(螺钉式)

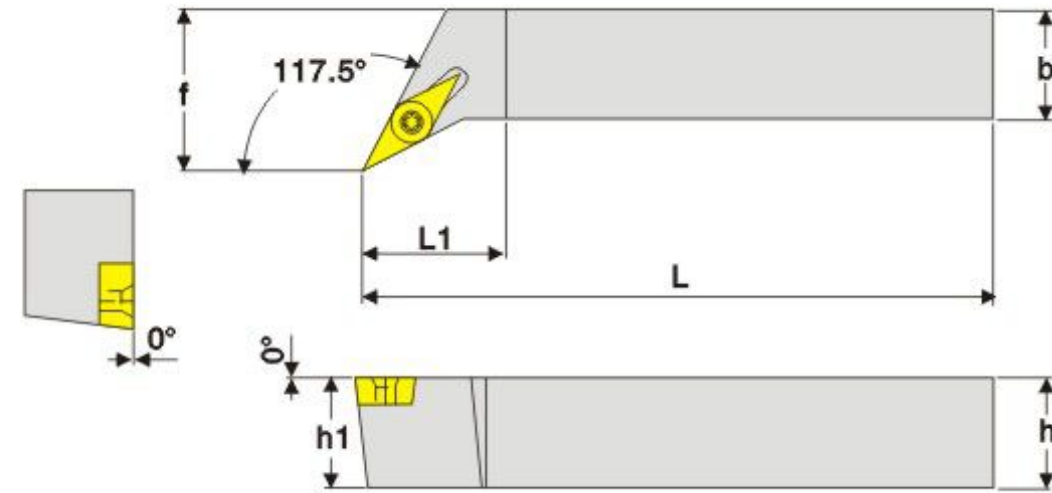
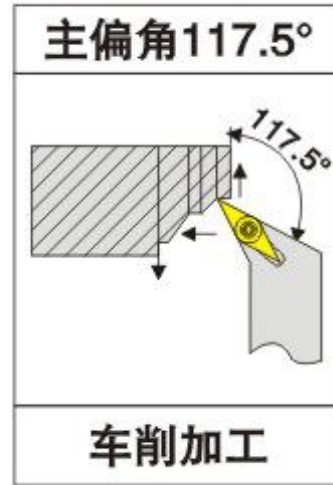
**SVV\*N**



型号	刀片 	适用条件						配件	
		h	b	L	L1	h1	f	 螺丝	 扳手
—: C刀片后角7° B刀片后角5°									
SVV-N1616H11	VC□□1103□□ VB□□1103□□	16	16	100	24	16	8	M2.5×6	T8
SVV-N2020K11		20	20	125	24	20	10		
SVV-N2525M11		25	25	150	24	25	12.5		
SVV-N1616H16	VC□□1604□□ VB□□1604□□	16	16	100	34	16	8	M4×10	T15
SVV-N2020H16		20	20	125	34	20	10		
SVV-N2525K16		25	25	150	34	25	12.5		
SVV-N3232P16		32	32	170	34	32	16		

外圆刀(螺钉式)

**SVQ\*R/L**

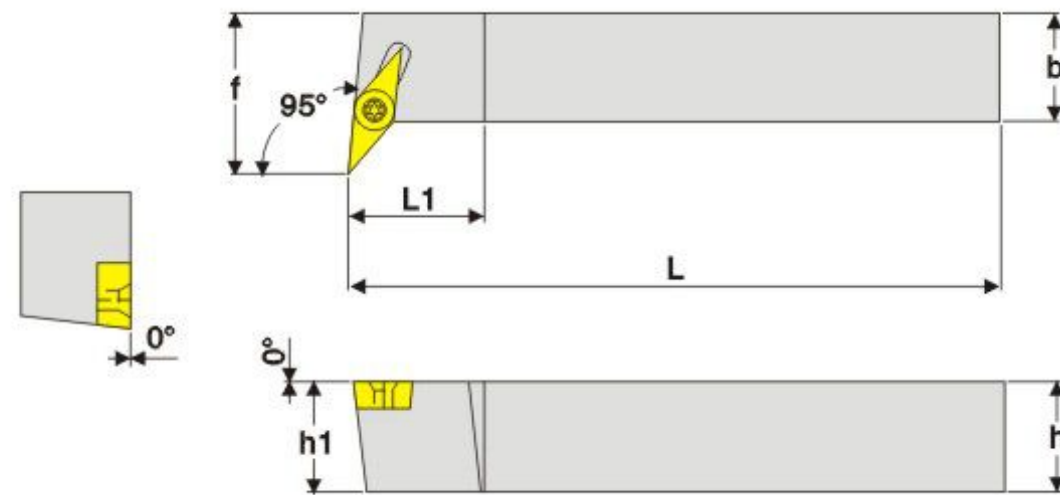
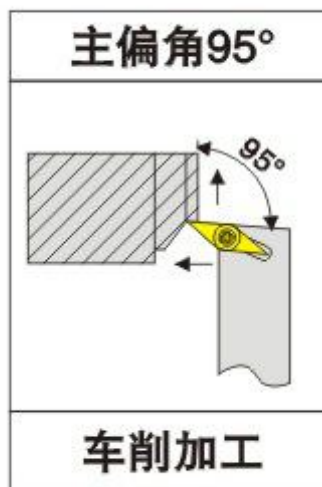


型号	刀片 	适用条件						配件	
		h	b	L	L1	h1	f	 螺丝	 扳手
一: C刀片后角7° B刀片后角5°									
SVQ-R/L1616H16	VC□□1604□□ VB□□1604□□	16	16	100	35	16	20	M4×10	T15
SVQ-R/L2020K16		20	20	125	35	20	25		
SVQ-R/L2525M16		25	25	150	35	25	32		
SVQ-R/L3232P16		32	32	170	35	32	40		



外圆刀(螺钉式)

**SVU\*R/L**

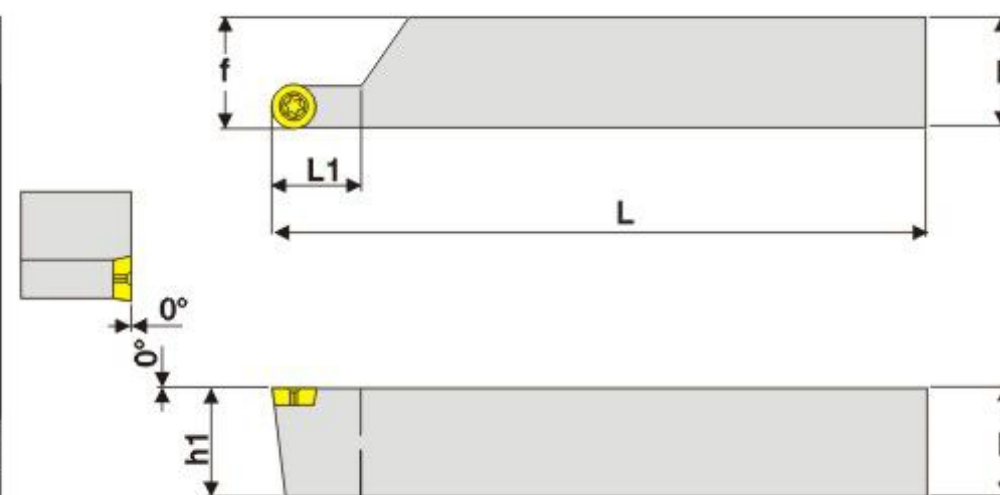
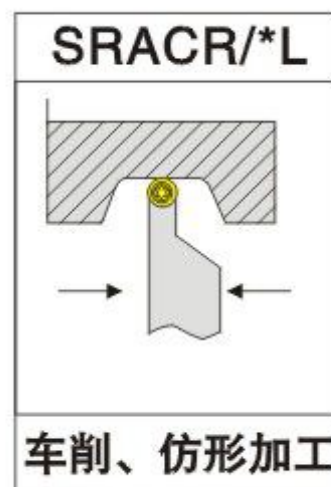


型号	刀片	适用条件						配件	
		h	b	L	L1	h1	f	螺丝	扳手
—: C刀片后角7° B刀片后角5°									
SVUBR/L1616H11	VC□□1103□□ VB□□1103□□	16	16	100	12	16	16	M2.5×6	T8
SVUCR/L2020K11		16	16	100	16	16	20		
SVUBR/L2525M16	VC□□1604□□ VB□□1604□□	25	25	150	16	25	32	M4×10	T15
SVUCR/L3232P16		32	32	170	16	32	40		



外圆刀(螺钉式)

**SRACR/L**

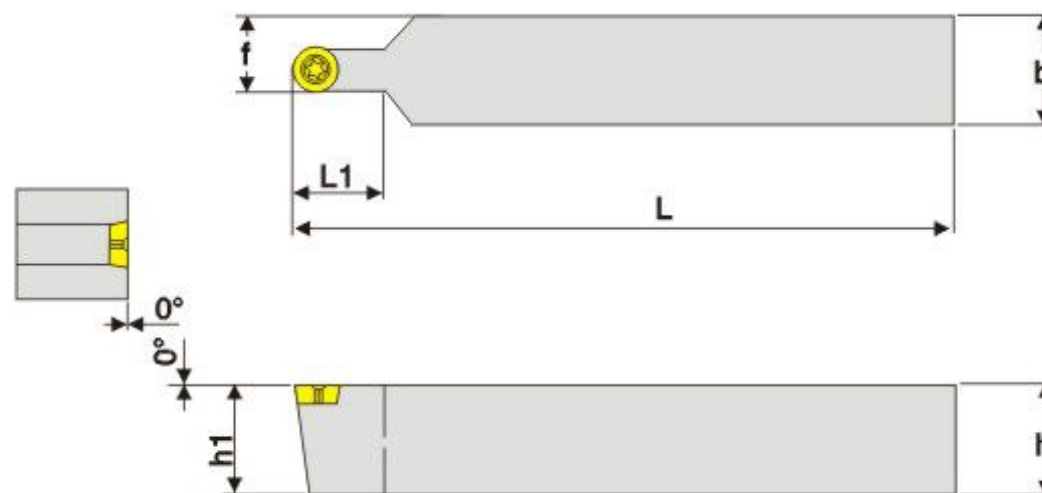
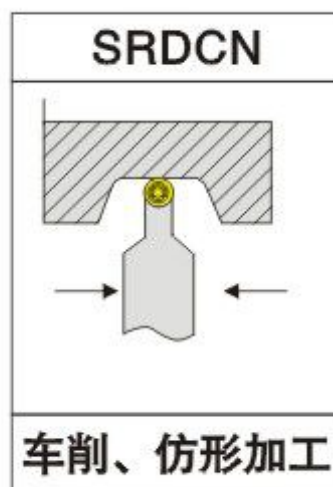


型号	刀片	适用条件						配件	
		h	b	L	L1	h1	f	 螺丝	 扳手
SRACR/L1616H08	RC□□0803□□	16	16	100	16	16	16.5	M3×8	T10
SRACR/L2020K08		20	20	125	16	20	20.5		
SRACR/L2525M08		25	25	150	16	25	25.5		
SRACR/L2020K10	RCGT□□1003□□	20	20	125	20.3	20	20.4	M4×10	T15
SRACR/L2525M10		25	25	150	20.3	25	25.4		



外圆刀(螺钉式)


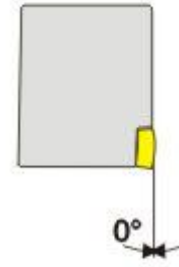
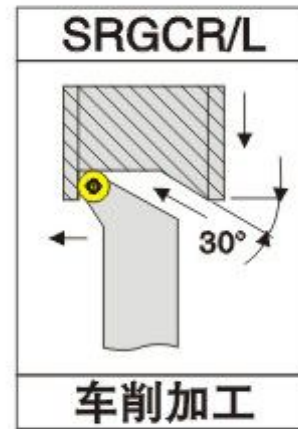
**SRDCN**



型号	刀片 	适用条件						配件	
		h	b	L	L1	h1	f	 螺丝	 扳手
SRDCN1616H08	RC□□0803□□	16	16	100	16	16	8	M3×8	T8
SRDCN2020K08		20	20	125	16	20	10		
SRDCN2525M08		25	25	150	16	25	12.5		
SRDCN1010H10	RC□□1003□□	10	10	100	20.3	10	5	M4×8	T15
SRDCN1616H10		16	16	100	20.3	16	8		
SRDCN2020K10		20	20	125	20.3	20	10		
SRDCN2525M10		25	25	150	20.3	25	12.5		
SRDCN3232P10		32	32	170	20.3	32	16		

外圆刀(螺钉式)

**SRGCR/L**



型号	刀片 	适用条件						配件	
		h	b	L	L1	h1	f	 螺丝	 扳手
SRGCR/L1212H05	RC□□0502□□	12	12	100	9.5	12	16	M2.2×4	T7
SRGCR/L1616H05		16	16	100	9.5	16	20		
SRGCR/L2020K05		20	20	125	11.2	20	25		
SRGCR/L2525M05		25	25	150	14.7	25	32		
SRGCR/L1212H06	RC□□0602□□	12	12	100	10	12	16	M2.5×6	T8
SRGCR/L1616H06		16	16	100	10	16	20		
SRGCR/L2020K06		20	20	125	12	20	25		
SRGCR/L2525M06		25	25	150	15	25	32		
SRGCR/L1616H08	RC□□0803□□	16	16	100	11	16	20	M3×8	T9
SRGCR/L2020K08		20	20	125	12.7	20	25		
SRGCR/L2525M08		25	25	150	16.2	25	32		

力求完美 锋行天下

**P068**





## 型号编制说明

C-type型号
M-type型号
S-type型号
<b>4</b> 夹紧方式

A		F		L		V	
B		G		N		U	
C		H		P		X	
D		J		Q		Y	
E		K		S		Z	
<b>6</b> 切入角							

**S**  
1

**25**  
2

**R**  
3

-

**4**  
**M**

**C**  
5

**6**  
**L**

**N**  
7

**R**  
8

**12**  
9

1	材质
C	碳化钨
H	高速钢
S	合金钢

2	柄的直径
25	

3	长度 (mm)
H	100
K	125
M	150
N	160
Q	180
R	200
S	250
T	300
U	350
V	400
W	450
Y	500

5	刀片形状
C	四边形 顶角80°
D	四边形 顶角55°
K	平行四边形 顶角55°
R	圆形
S	正方形
T	正三角形
V	四边形 顶角35°
W	特殊六角形

7	刀片逃隙角
C	7°
B	5°
N	0°
P	11°

8	方向
L	
R	

9	切刃长





系列

压板型镗刀





MCLNR/L(P072)



MCKNR/L(P073)



MCWNR/L(P074)



MTJNR/L(P075)



MTFNR/L(P076)



MTWNR/L(P077)



MTUNR/L(P078)



MTQNR/L(P079)



MWLNR/L(P080)



MSKNR/L(P081)



MDUNR/L(P082)



MDQNR/L(P083)



MDZNR/L(P084)



MVQNR/L(P085)



MVXNR/L(P086)



MVUNR/L(P087)

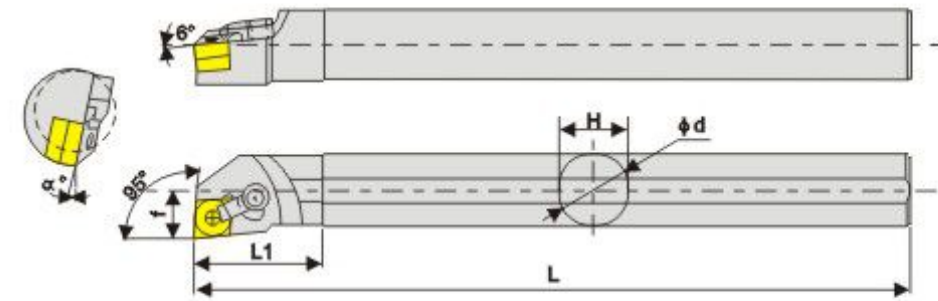
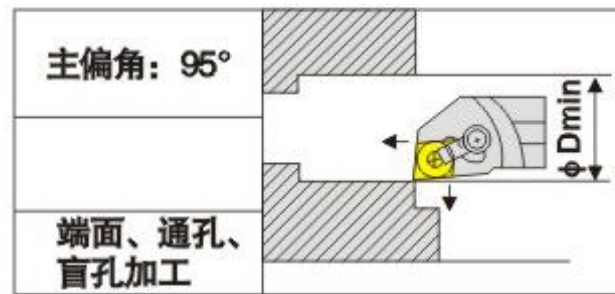


MVWNR/L(P088)





内孔车刀 (压板式)  
**MCLNR/L**

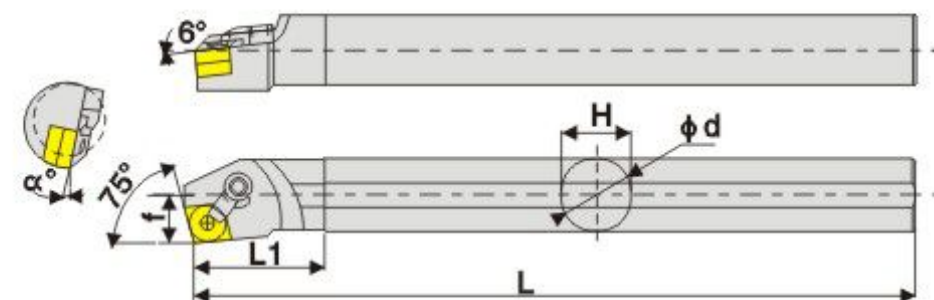
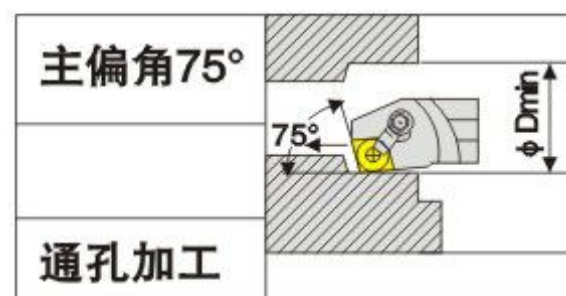


型号	刀片	适用条件							配件				
		$\phi D_{min}$	$\phi d$	L	L1	H	f	$\alpha^\circ$					
	CN□□1204□□	$\phi 25$	$\phi 20$	200	45	19	13	$15^\circ$	SC1204	CTM613	HL1810	ML0620	L2.5 L3.0
		$\phi 32$	$\phi 25$	250	45	24	16.5	$12^\circ$					
		$\phi 40$	$\phi 32$	300	50	30	22.5	$17^\circ$					
		$\phi 50$	$\phi 40$	350	55	38	26	$15^\circ$					
	CN□□1606□□	$\phi 50$	$\phi 40$	350	55	38	26	$15^\circ$	SC1604	CTM819	HL1719	ML0825	L4.0 L5.0



内孔车刀（压板式）

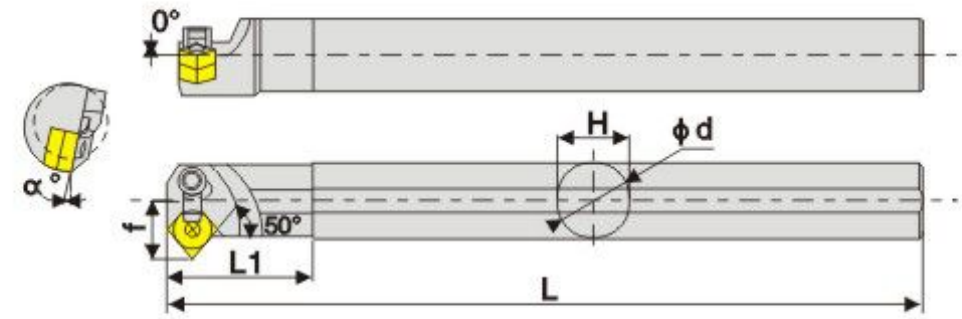
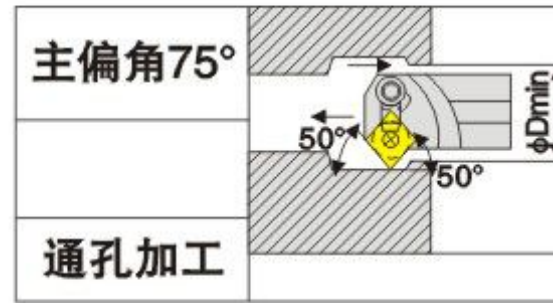
**MCKNR/L**



型号	刀片	适用条件							配件				
		φ Dmin	φ d	L	L1	H	f	α°					
S20R-MCKNR/L12	CN□□1204□□	φ 26	φ 20	200	45	19	14	15°	SC1204	CTM613	HL1810	ML0620	L3.0 L2.5
S25S-MCKNR/L12		φ 32	φ 25	250	45	24	16	12°			HL1814		
S32T-MCKNR/L12		φ 40	φ 32	300	50	30	22	17°			CTM617		
S40U-MCKNR/L12		φ 50	φ 40	350	55	38	26	15°					



内孔车刀 (压板式)  
**MCWNR/L**



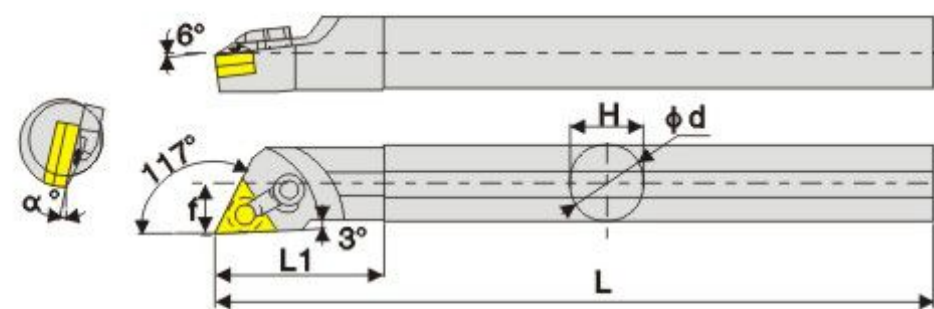
型号	刀片 	适用条件							配件				
		φ Dmin	φ d	L	L1	H	f	α°					
S20R-MCWNR/L12	CN□□1204□□	φ 30	φ 20	200	45	19	17	15°	SC1204	CTM613	HL1810	ML0620 ML0625	L3.0 L2.5
S25S-MCWNR/L12		φ 35	φ 25	250	45	24	19.5	12°					
S32T-MCWNR/L12		φ 42	φ 32	300	50	30	23	17°					
S40U-MCWNR/L12		φ 50	φ 40	350	55	38	27	15°					










内孔车刀（压板式）

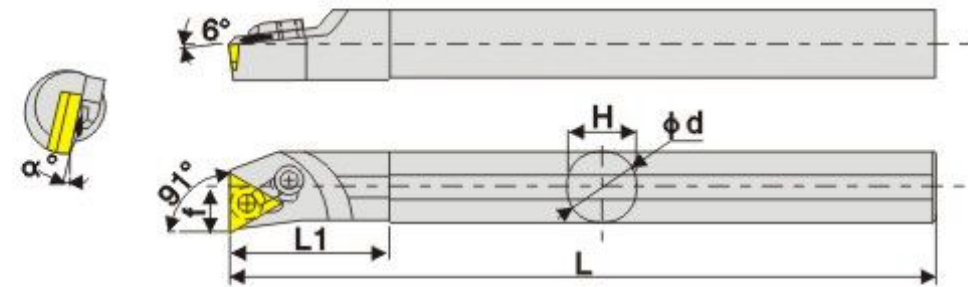
**MTJNR/L**



型号	刀片	适用条件							配件				
		$\phi D_{min}$	$\phi D$	L	L1	H	f	$\alpha^\circ$					
									刀垫	销钉	压板	双头螺丝	扳手
S20R-MTJNR/L16		$\phi 25$	$\phi 20$	200	40	19	13	15°		CTM510	HL1810	ML0620	L2.0 L3.0
S25S-MTJNR/L16	TN□□1604□□	$\phi 32$	$\phi 25$	250	45	24	16	12°	ST1603				
S32T-MTJNR/L16		$\phi 41$	$\phi 32$	300	54	30	22.5	17°		CTM513	HL1814	ML0625	L2.0 L3.0

内孔车刀（压板式）

**MTFNR/L**

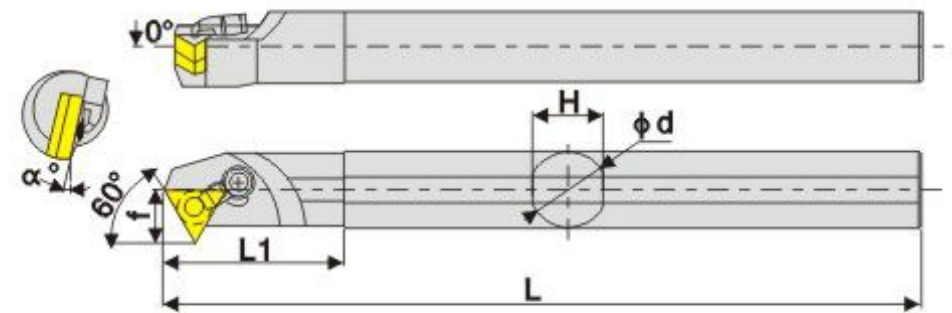
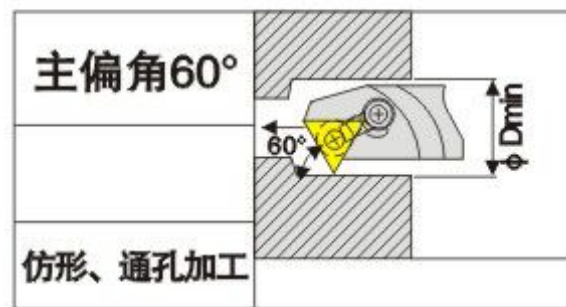





型号	刀片	适用条件							配件				
		φ Dmin	φ D	L	L1	H	f	α°					
S20R-MTFNR/L16	TN□□1604□□	φ 25	φ 20	200	40	19	13	15°	ST1603	CTM510	HL1810	ML0620	L2.0 L3.0
S25S-MTFNR/L16		φ 32	φ 25	250	45	24	16.5	12°					
S32T-MTFNR/L16		φ 41	φ 32	300	54	30	22.5	17°	ST1603	CTM513	HL1814	ML0625	L2.0 L3.0
S40U-MTFNR/L16		φ 50	φ 40	350	60	38	26.5	15°					



内孔车刀 (压板式)

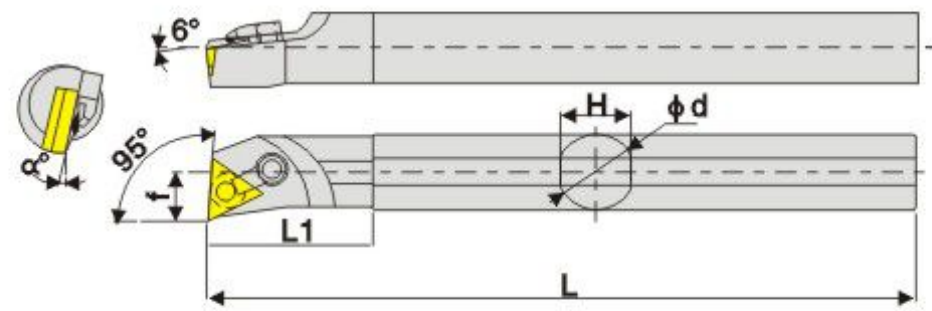
**MTWNR/L**




型号	刀片	适用条件							配件				
		φ Dmin	φ D	L	L1	H	f	α°					
S20R-MTWNR/L16		φ 27	φ 20	200	40	19	14	15°		CTM510	HL1810	ML0620	L2.0 L3.0
S25S-MTWNR/L16	TN □□1604□□	φ 32	φ 25	250	45	24	16.5	12°	ST1603				
S32T-MTWNR/L16		φ 39	φ 32	300	54	30	20	17°		CTM513	HL1814	ML0625	L2.0 L3.0



内孔车刀 (压板式)  
**MTUNR/L**

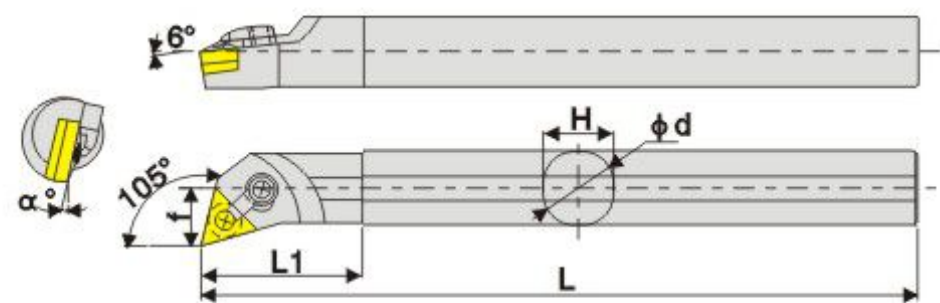


型号	刀片	适用条件							配件				
		φ Dmin	φ D	L	L1	H	f	α°					
S20R-MTUNR/L16	TN □□1604□□	φ 25	φ 20	200	40	13	13	15°	ST1603	CTM510	HL1810	ML0620	L2.0
S25S-MTUNR/L16		φ 32	φ 25	250	45	24	16.5	12°					L3.0
S32T-MTUNR/L16		φ 41	φ 32	300	54	30	22.5	17°	ST1603	CTM513	HL1814	ML0625	L2.0
S40U-MTUNR/L16		φ 50	φ 40	350	60	38	26.5	15°					L3.0



内孔车刀（压板式）

**MTQNR/L**

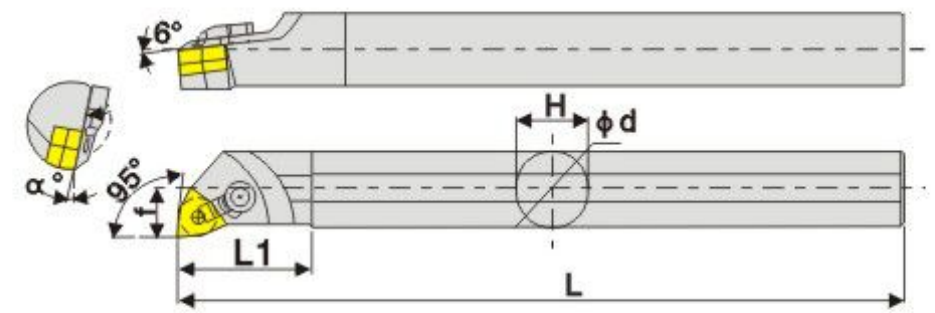
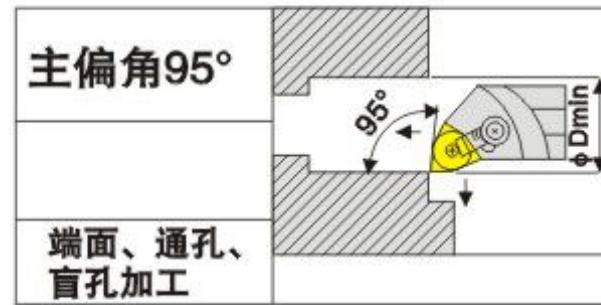


型号	刀片	适用条件							配件				
		$\phi D_{min}$	$\phi D$	L	L1	H	f	$\alpha^\circ$					
S20R-MTQNR/L16	TN□□1604□□	$\phi 25$	$\phi 20$	200	40	19	12.5	15°	ST1603	CTM510	HL1810	ML0620	L2.0
S25S-MTQNR/L16		$\phi 32$	$\phi 25$	250	45	24	16	12°					L3.0
S32T-MTQNR/L16		$\phi 41$	$\phi 32$	300	54	30	22.5	17°	ST1603	CTM513	HL1814	ML0625	L2.0
S40U-MTQNR/L16		$\phi 50$	$\phi 40$	350	60	38	26.5	15°					L3.0



内孔车刀 (压板式)

**MWLNR/L**



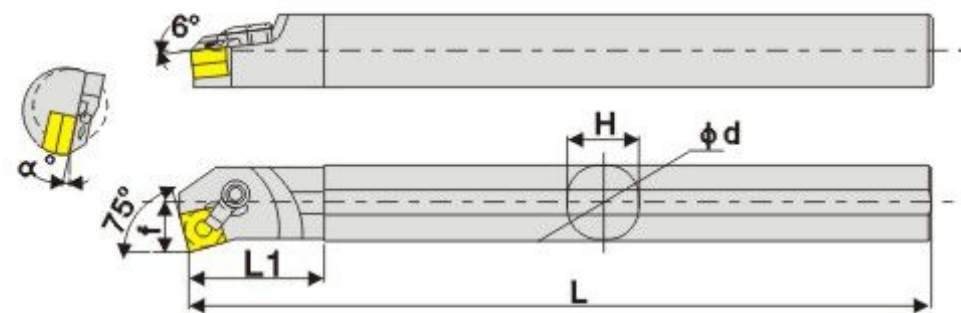
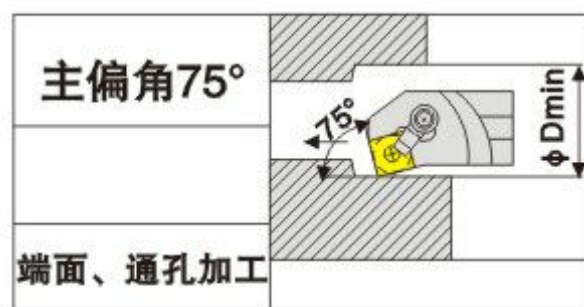
型号	刀片 	适用条件							配件				
		$\phi D_{min}$	$\phi D$	L	L1	H	f	$\alpha^\circ$					
S16Q-MWLNR/L06	WN □□ 0604 □□ WN □□ G 0604 □□	$\phi 22$	$\phi 16$	180	35	15	11.0	18	SW0603	CTM510	HL1510	ML0520	L2.0 L3.0
S20R-MWLNR/L06		$\phi 25$	$\phi 20$	200	40	19	13.0	15					
S25S-MWLNR/L06		$\phi 32$	$\phi 25$	250	36	23	17.0	18					
S32T-MWLNR/L06		$\phi 40$	$\phi 32$	300	50	30	22.0	15					
S40U-MWLNR/L06		$\phi 50$	$\phi 40$	350	60	37	27.0	15					
S25S-MWLNR/L08	WN □□ 0804 □□	$\phi 32$	$\phi 25$	250	36	23	17.0	12	SW0804	CTM617	HL1814	ML0625	L3.0 L4.0
S32T-MWLNR/L08		$\phi 40$	$\phi 32$	300	50	30	22.0	17					
S40U-MWLNR/L08		$\phi 50$	$\phi 40$	350	60	37	27.0	15					






内孔车刀 (压板式)

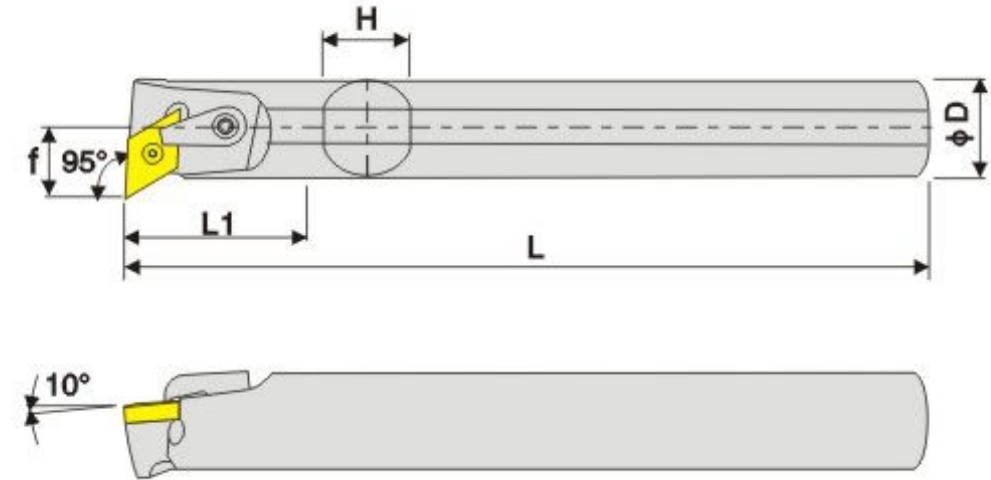
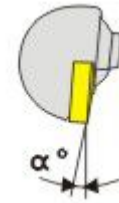
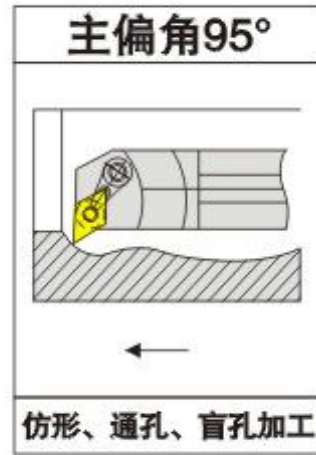
**MSKNR/L**






型号	刀片	适用条件							配件				
		φ Dmin	φ D	L	L1	H	f	α°					
S20R-MSKNR/L12	SN□□1204□□	φ 32	φ 20	200	40	19	13	15°	SC1204	CTM613	HL1810	ML0625	L2.5 L3.0
S25S-MSKNR/L12		φ 32	φ 25	250	45	24	17	12°					
S32T-MSKNR/L12		φ 40	φ 32	300	50	30	22	17°					
S40U-MSKNR/L12		φ 50	φ 40	350	55	38	27	15°					
S50V-MSKNR/L12		φ 60	φ 50	400	65	48	30	12°					

内孔车刀 (压板式)

**MDUNR/L**

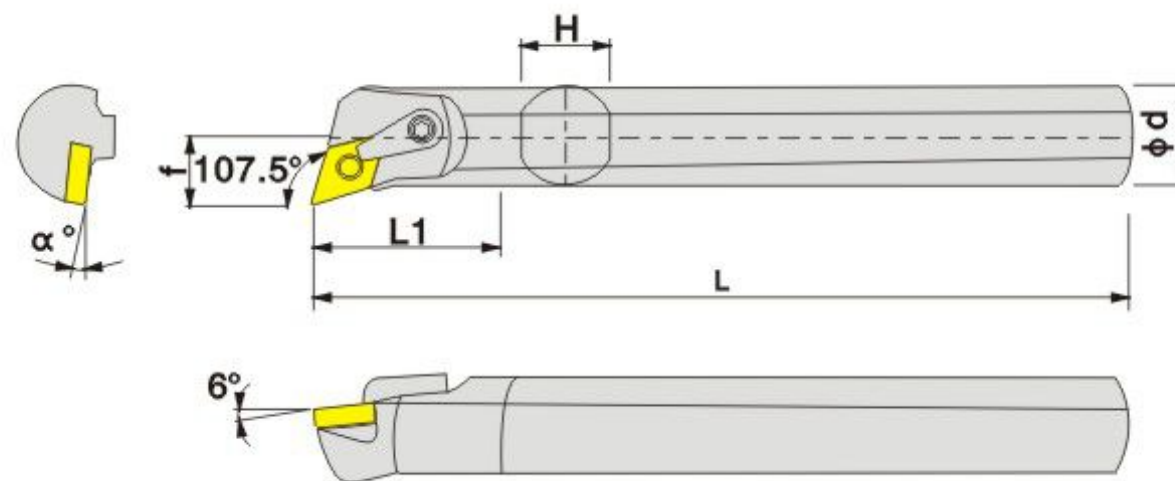
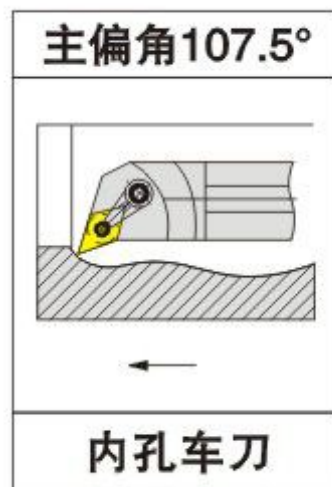




型号	刀片	适用条件							配件				
		$\phi D_{min}$	$\phi D$	L	L1	H	f	$\alpha^\circ$					
									刀垫	销钉	压板	双头螺丝	扳手
S25S-MDUNR/L15		$\phi 32$	$\phi 25$	250	45	24	16	12°					
S32T-MDUNR/L15	DN□□1504□□	$\phi 40$	$\phi 32$	300	50	30	21	17°	SD1506	CTM619	HL2114	ML0625	L2.5 L3.0
S40U-MDUNR/L15		$\phi 50$	$\phi 40$	350	60	38	26	15°					



内孔车刀 (压板式)

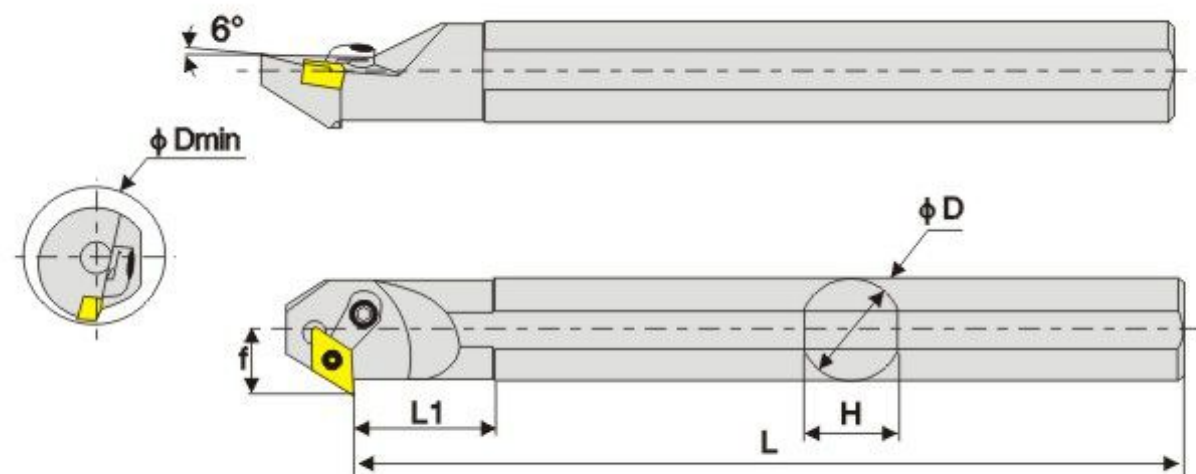
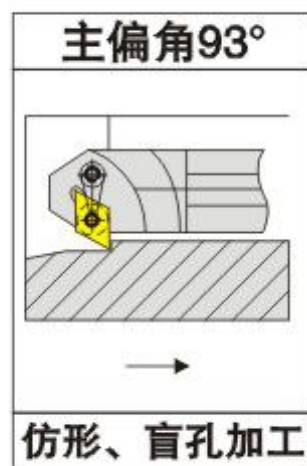
**MDQNR/L**



型号	刀片 	适用条件							配件				
		$\phi$ Dmin	$\phi$ d	L	L1	H	f	$\alpha^\circ$	 刀垫	 销钉	 压板	 双头螺丝	 扳手
S25S-MDQNR/L15	DN□□1504□□	32	25	250	45	24	17	12°	/	CTM613	HL2114	ML0625	L2.5 L3.0
S32T-MDQNR/L15		40	32	300	50	30	22.5	17°	MD1506	CTM619	HL2114	ML0625	L2.5 L3.0
S40T-MDQNR/L15		50	40	300	60	38	27	15°					



内孔车刀 (压板式)  
**MDZNR/L**



型号	刀片 	适用条件							配件				
		φ Dmin	φ D	L	L1	H	f	α°	 刀垫	 销钉	 压板	 双头螺丝	 扳手
S32T-MDZNR/L15	DN□□1504□□	φ 40	φ 32	300	50	30	23	17°	SD1506	CTM619	HL2114	ML0625	L2.5 L3.0
S40U-MDZNR/L15		φ 50	φ 40	350	55	38	27	15°					

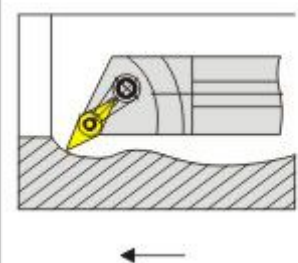


内孔车刀 (压板式)

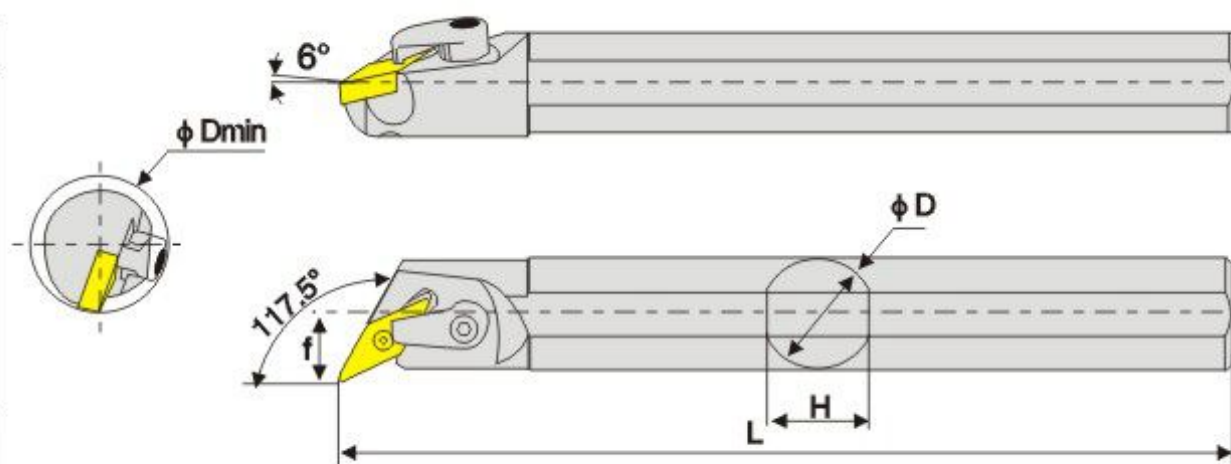
**MVQNR/L**




主偏角: 117.5

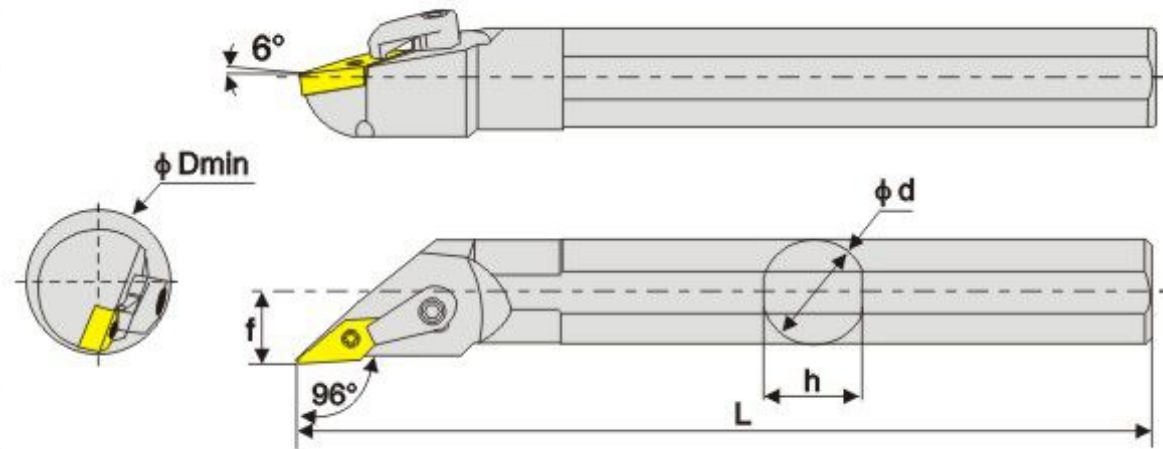
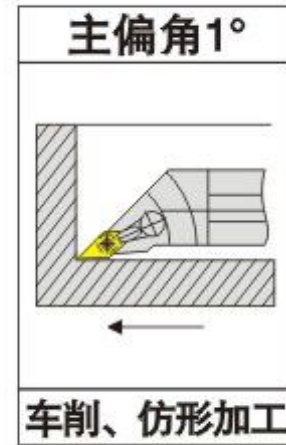


仿形, 通孔, 盲孔加工



型号	刀片 	适用条件							配件				
		$\phi D_{min}$	$\phi D$	L	L1	H	f	$\alpha^\circ$					
S25S-MVQNR/L16		$\phi 32$	$\phi 25$	250	45	24	17	12°					
S32T-MVQNR/L16	VN□□1604□□	$\phi 42$	$\phi 32$	300	50	30	23	17°	SV1603	CTM513	HL2114	ML0625	L2.0 L3.0
S40U-MVQNR/L16		$\phi 50$	$\phi 40$	350	55	38	27	15°					

内孔车刀 (压板式)  
**MVXNR/L**



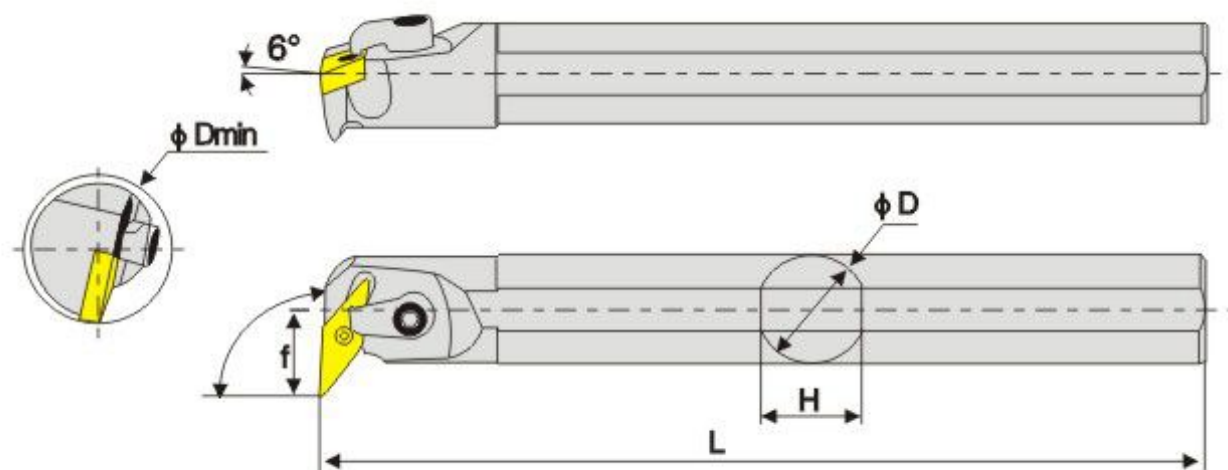
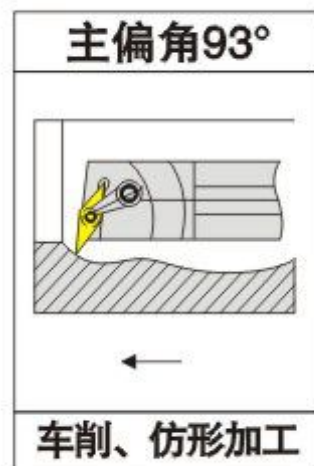
型号	刀片	适用条件							配件				
		φ Dmin	φ D	L	L1	H	f	α°					
	VN□□1604□□								刀垫	销钉	压板	双头螺丝	扳手
S20R-MVXNR/L	VN□□1604□□	27	20	200	40	19	14	15	SV1603	CTM510	HL2114	ML0625	L2.0 L3.0
S25S-MVXNR/L		32	25	250	45	24	17	12					
S32T-MVXNR/L		42	32	300	50	30	23	17					
S40U-MVXNR/L		50	40	350	55	38	27	15					





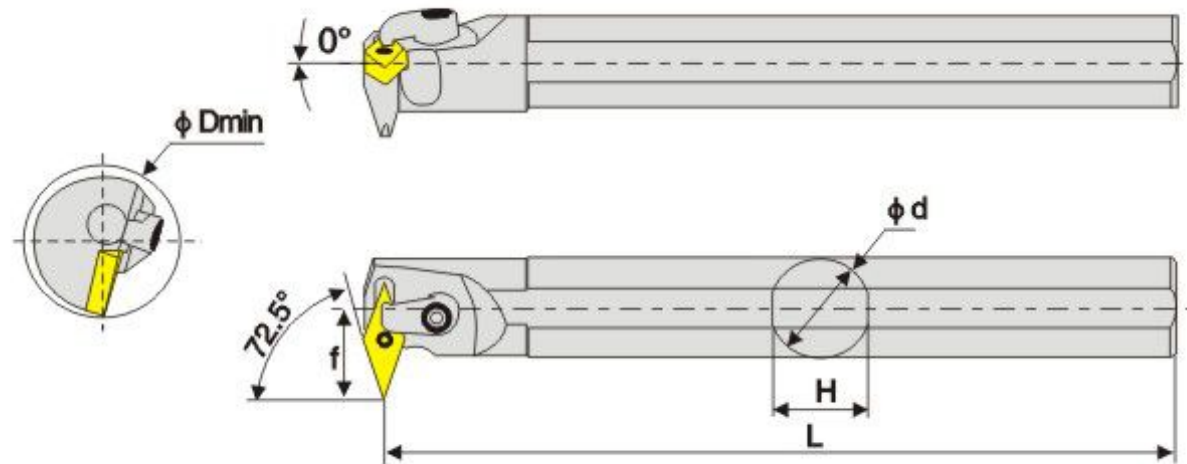
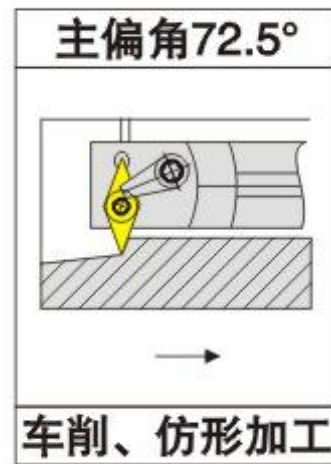
内孔车刀 (压板式)

**MVUNR/L**



型号	刀片	适用条件							配件				
		φ Dmin	φ D	L	L1	H	f	α°	刀垫	销钉	压板	双头螺丝	扳手
S25S-MVUNR/L16	 VN□□1604□□	φ 36	φ 25	250	45	24	20	12°	SV1603	CTM510	HL2114	ML0625	L2.0 L3.0
S32T-MVUNR/L16		φ 42	φ 32	300	50	30	22	17°					
S40U-MVUNR/L16		φ 50	φ 40	350	55	38	26	15°					

内孔车刀 (压板式)  
**MVWNR/L**



型号	刀片 	适用条件							配件				
		φ Dmin	φ d	L	L1	H	f	α°	 刀垫	 销钉	 压板	 双头螺丝	 扳手
S25S-MVWNR/L16	VN□□1604□□	40	25	250	45	24	26	12	SV1603	CTM513	HL1810	ML0625	L2.0 L3.0
S32T-MVWNR/L16		48	32	300	50	30	30	17			HL1814		



SCLCR/L(P091)



SCKCR/L(P092)



SCZCR/L(P093)



SDUCR/L(P094)



SDQCR/L(P095)



SDZCR/L(P096)



SDWCR/L(P097)



SDXCR/L(P098)



STFCR/L(P099)



STUCR/L(P100)



STWCR/L(P101)



SSSCR/L(P102)



SSKCR/L(P103)



SVQ\*R/L(P104)



SVU\*R/L(P105)





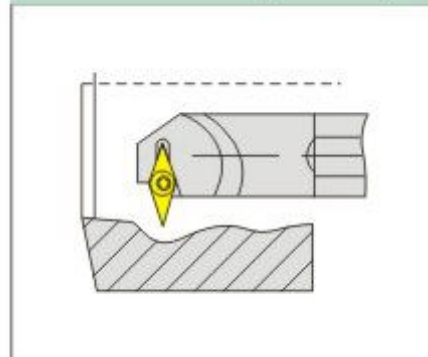
SVX\*R/L(P106)



SVZ\*R/L(P107)



SVW\*R/L(P108)



SWLCR/L(P109)



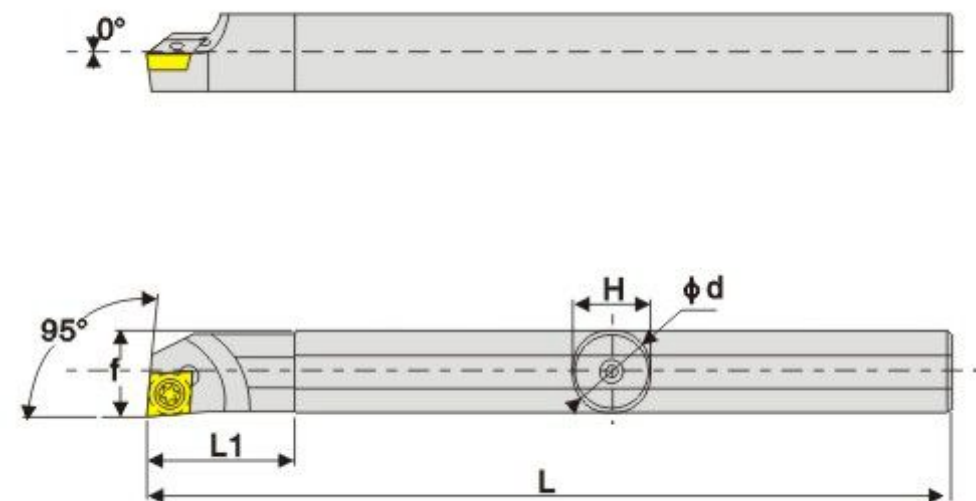
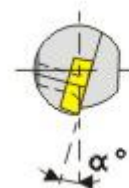
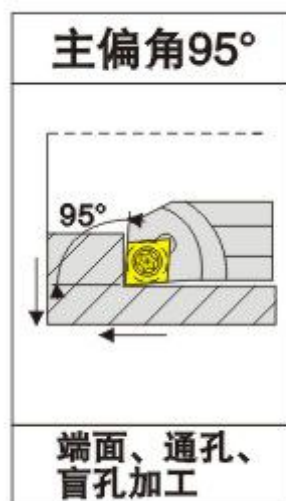
SDXCR/L(P110)








内孔车刀（螺钉式）

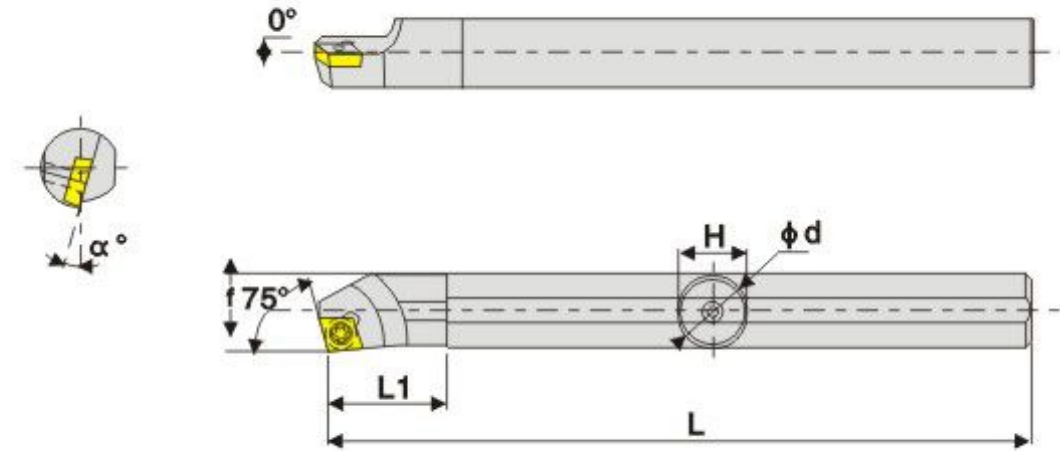
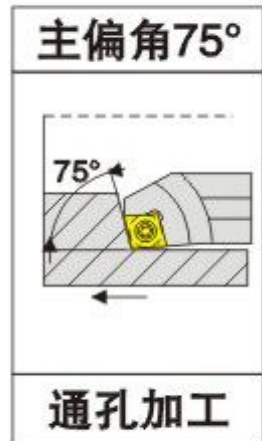
**SCLCR/L**



型号	刀片 	适用条件							配件	
		$\phi$ Dmin	$\phi$ D	f	L	L1	H	$\alpha^\circ$	 螺丝	 扳手
S08K-SCLCR/L06	CC□□0602□□	$\phi$ 10	$\phi$ 8	5	125	14	7	-15°	M2.5×6	T8
S10K-SCLCR/L06		$\phi$ 12	$\phi$ 10	6	125	14	9	-13°		
S10K-SCLCR/L06		$\phi$ 12	$\phi$ 10	6	125	14	9	-13°		
S12M-SCLCR/L06		$\phi$ 16	$\phi$ 12	9	150	25	11	-10°		
S16Q-SCLCR/L06		$\phi$ 20	$\phi$ 16	11	180	32	15	-8°		
S12M-SCLCR/L09	CC□□09T3□□	$\phi$ 16	$\phi$ 12	9	150	25	11	-10°	M4×8	T15
S16Q-SCLCR/L09		$\phi$ 20	$\phi$ 16	11	180	32.5	15	-12°		
S20R-SCLCR/L09		$\phi$ 25	$\phi$ 20	13	200	38	18	-8°		
S25S-SCLCR/L09		$\phi$ 32	$\phi$ 25	17	250	45	23	-6°		
S25S-SCLCR/L12	CC□□1204□□	$\phi$ 32	$\phi$ 25	17	250	45	23	-6°	M5×12	T20
S32T-SCLCR/L12		$\phi$ 40	$\phi$ 32	22	300	50	30	-10°		
S40U-SCLCR/L12		$\phi$ 50	$\phi$ 40	27	350	60	37	-8°		

内孔车刀 (螺钉式)

**SCKCR/L**



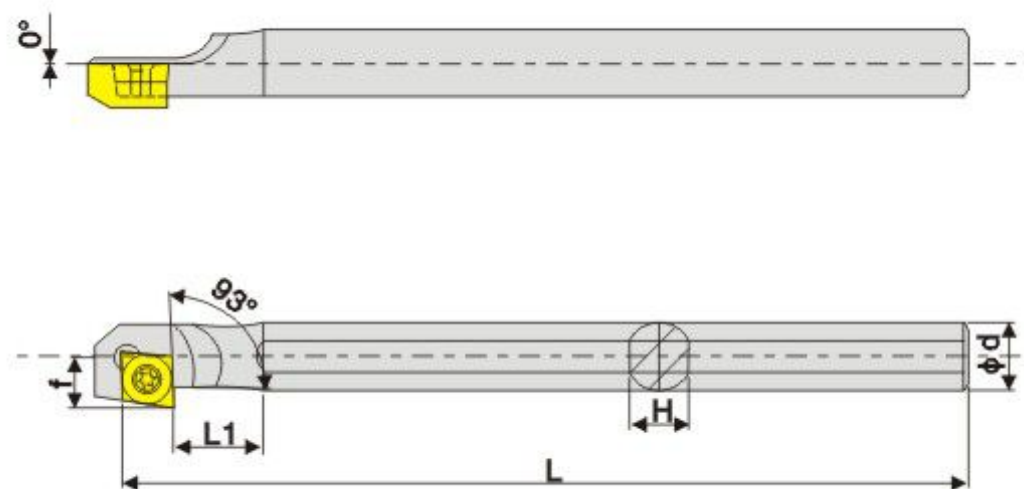
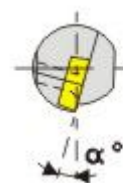
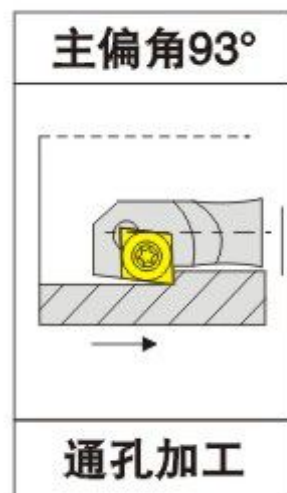
型号	刀片 	适用条件							配件	
		$\phi D_{min}$	$\phi D$	f	L	L1	H	$\alpha^\circ$	 螺丝	 扳手
S08K-SCKCR/L06	CC□□0702□□	$\phi 10.5$	$\phi 8$	5.5	125	20	7	13°	M2.5×6	T8
S10K-SCKCR/L06		$\phi 13.5$	$\phi 10$	6	125	22	9	12°		
S12M-SCKCR/L06		$\phi 16$	$\phi 12$	7	150	23	11	10°		
S12M-SCKCR/L09	CC□□09T3□□	$\phi 16$	$\phi 12$	8	150	30	11	12	M4×8	T15
S14N-SCKCR/L09		$\phi 17$	$\phi 14$	8	160	30	13	10		
S16Q-SCKCR/L09		$\phi 20$	$\phi 16$	9.5	180	30	15	10°		
S20R-SCKCR/L09		$\phi 25$	$\phi 20$	11.5	200	35	19	8°		
S25S-SCKCR/L09		$\phi 31$	$\phi 25$	14	250	40	24	8°		





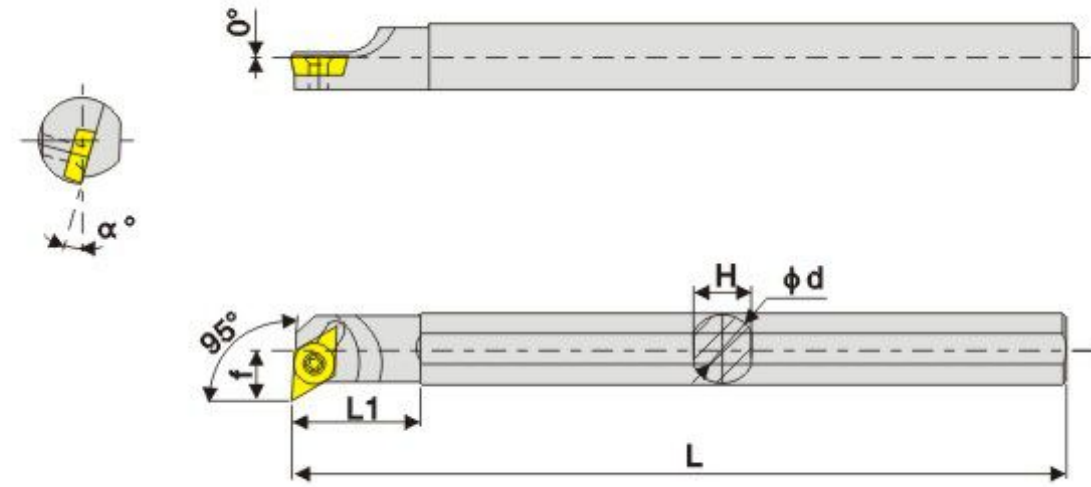
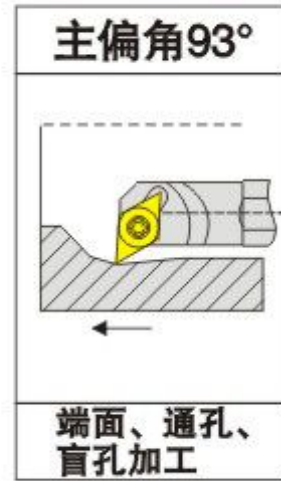
内孔车刀 (螺钉式)

**SCZCR/L**



型号	刀片 	适用条件							配件	
		$\phi$ Dmin	$\phi$ D	f	L	L1	H	$\alpha^\circ$	 螺丝	 扳手
S08K-SCZCR/L06	CC□□0602□□	$\phi$ 12.5	$\phi$ 8	6.5	125	25	7	13°	M2.5×6	T8
S10K-SCZCR/L06		$\phi$ 14	$\phi$ 10	7.5	125	27	9	12°		
S12M-SCZCR/L06		$\phi$ 16	$\phi$ 12	8.5	150	30	11	10°		
S16Q-SCZCR/L06		$\phi$ 20	$\phi$ 16	10.5	180	35	15	8°		
S20R-SCZCR/L09	CC□□09T3□□	$\phi$ 25	$\phi$ 20	13.5	200	40	19	8°	M4×8	T15
S25S-SCZCR/L09		$\phi$ 32	$\phi$ 25	16	250	42	24	6°		

内孔车刀 (螺钉式)  
**SDUCR/L**



型号	刀片 	适用条件							配件	
		$\phi D_{min}$	$\phi D$	f	L	L1	H	$\alpha^\circ$	 螺丝	 扳手
S10K-SDUCR/L07	DC□□0702□□	$\phi 15$	$\phi 10$	8	125	25	9	10°	M2.5×6	T8
S12M-SDUCR/L07		$\phi 17$	$\phi 12$	9	150	28	11	8°		
S16Q-SDUCR/L07		$\phi 22$	$\phi 16$	11	180	30	15	6°		
S16Q-SDUCR/L11	DC□□11T3□□	$\phi 25$	$\phi 20$	13	180	40	19	6°	M4×8	T15
S20R-SDUCR/L11		$\phi 32$	$\phi 25$	16	200	40	24	4°		
S25S-SDUCR/L11		$\phi 39$	$\phi 32$	20	250	45	30	4°		
S32T-SDUCR/L11		$\phi 50$	$\phi 40$	24	300	50	38	2°		

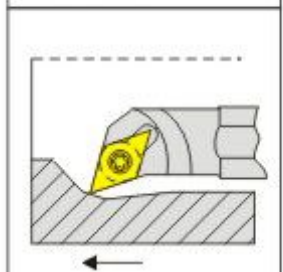


内孔车刀（螺钉式）

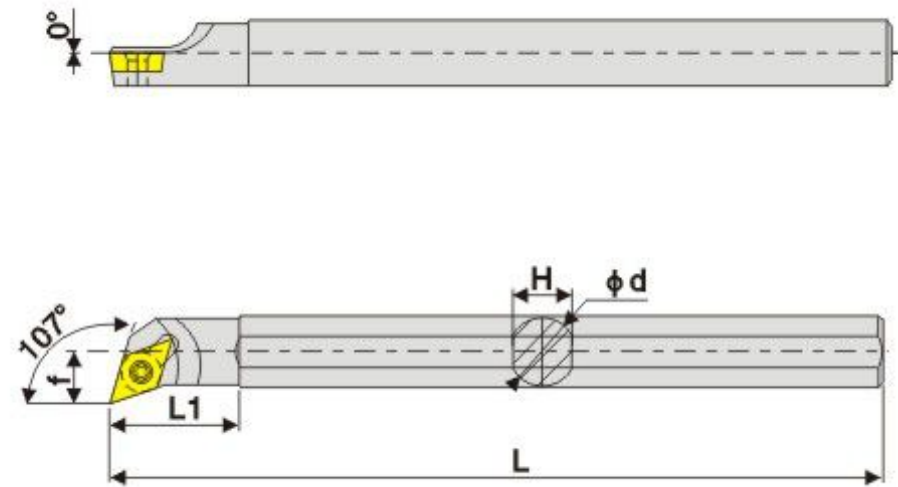
**SDQCR/L**



主偏角107.5°



端面、通孔、  
盲孔加工



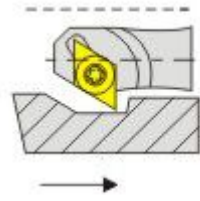
型号	刀片 	适用条件							配件	
		$\phi$ Dmin	$\phi$ D	f	L	L1	H	$\alpha^\circ$	 螺丝	 扳手
S10K-SDQCR/L07	DC□□0702□□	$\phi$ 13	$\phi$ 10	7	125	23	9	10°	M2.5×6	T8
S12M-SDQCR/L07		$\phi$ 16	$\phi$ 12	9	150	30	11	8°		
S16Q-SDQCR/L07		$\phi$ 20	$\phi$ 16	10.5	180	30	15	6°		
S20R-SDQCR/L11	DC□□11T3□□	$\phi$ 25	$\phi$ 20	13	200	39	19	6°	M4×8	T15
S25S-SDQCR/L11		$\phi$ 32	$\phi$ 25	16	250	40	24	4°		
S32T-SDQCR/L11		$\phi$ 39	$\phi$ 32	20	300	43	30	4°		



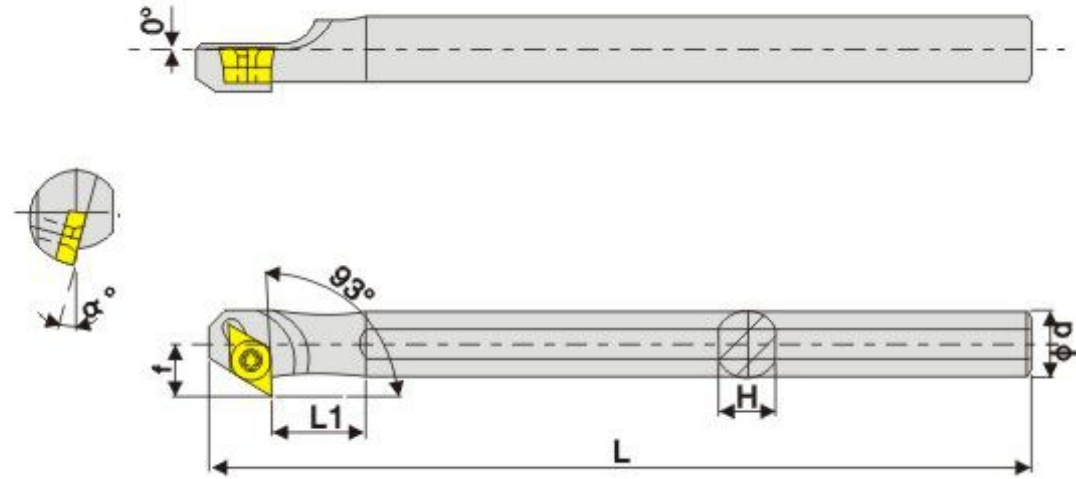
内孔车刀 (螺钉式)  
**SDZCR/L**



主偏角93°



仿形、通孔加工



型号	刀片 	适用条件							配件	
		$\phi D_{min}$	$\phi D$	f	L	L1	H	$\alpha^\circ$	 螺丝	 扳手
S10K-SDZCR/L07	DC□□0702□□	$\phi 16$	$\phi 10$	8.5	125	28	9	12°	M2.5×6	T8
S12M-SDZCR/L07		$\phi 18$	$\phi 12$	9.5	150	30	11	10°		
S16Q-SDZCR/L07		$\phi 24$	$\phi 16$	11.5	180	30	15	8°		
S20R-SDZCR/L11	DC□□11T3□□	$\phi 28$	$\phi 20$	14.5	200	40	19	8°	M4×10	T15
S25S-SDZCR/L11		$\phi 34$	$\phi 25$	17	250	45	24	6°		
S32T-SDZCR/L11		$\phi 38$	$\phi 32$	20.5	300	50	30	4°		

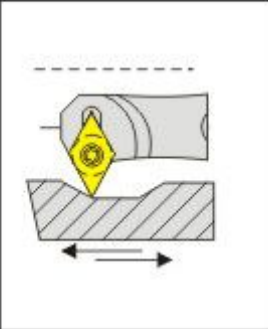


内孔车刀（螺钉式）

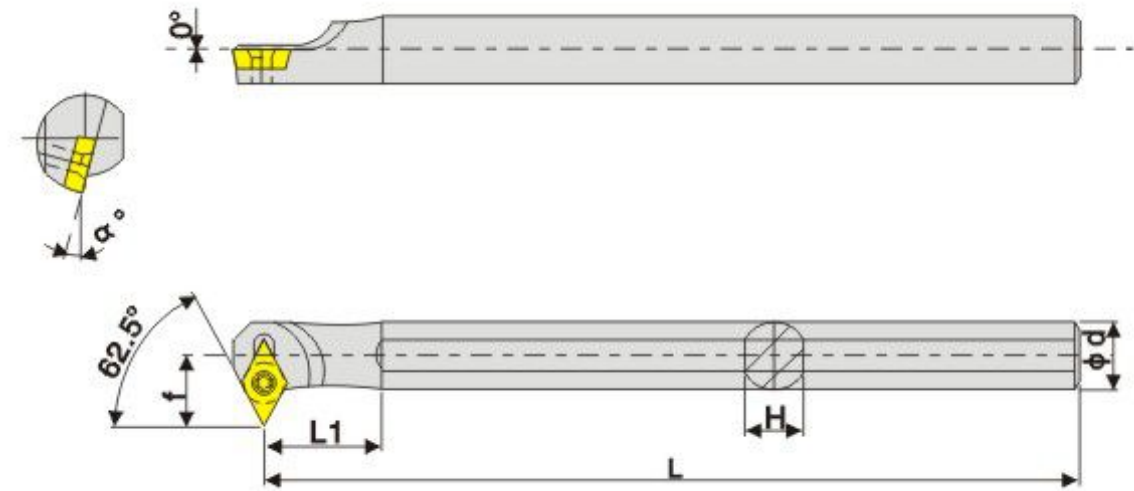
**SDWCR/L**



主偏角62.5°

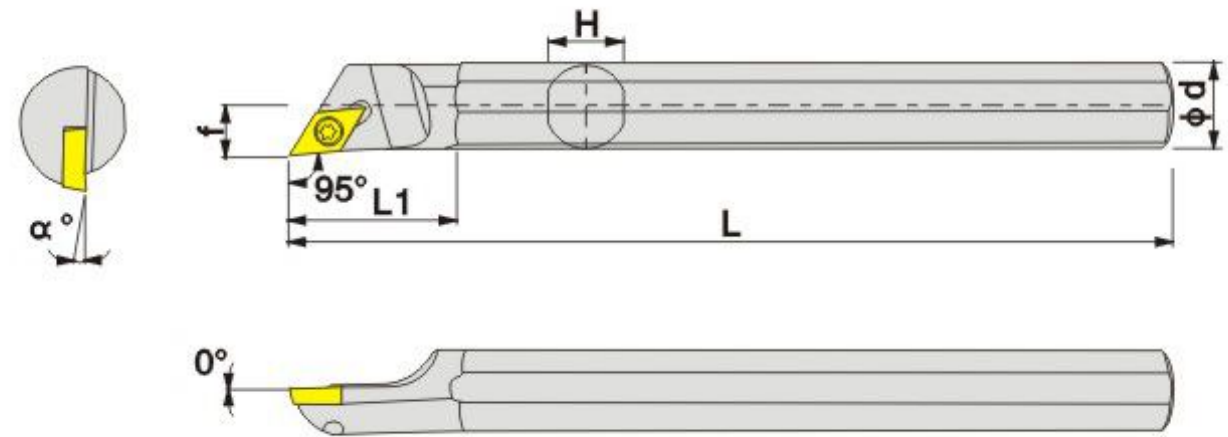
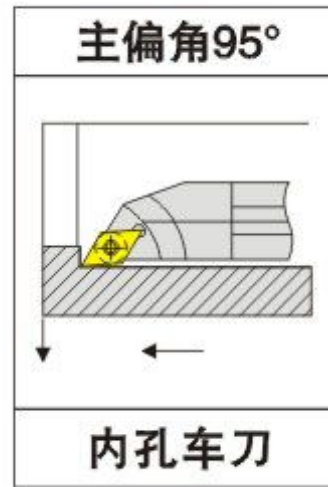


仿形、通孔加工



型号	刀片 	适用条件							配件	
		$\phi$ Dmin	$\phi$ D	f	L	L1	H	$\alpha^\circ$	 螺丝	 扳手
S12M-SDWCR/L07	DC□□0702□□	$\phi$ 19	$\phi$ 12	10.5	150	28	11	10°	M2.5×6	T8
S16Q-SDWCR/L07		$\phi$ 23	$\phi$ 16	12.5	180	30	15	8°		
S20R-SDWCR/L07		$\phi$ 27	$\phi$ 20	14.5	200	30	19	6°		
S20R-SDWCR/L11	DC□□11T3□□	$\phi$ 25.5	$\phi$ 20	14.5	200	40	19	6°	M4×8	T15
S25S-SDWCR/L11		$\phi$ 32	$\phi$ 25	17	250	45	24	4°		
S32T-SDWCR/L11		$\phi$ 40	$\phi$ 32	20	300	50	30	2°		

内孔车刀 (螺钉式)  
**SDXCR/L**



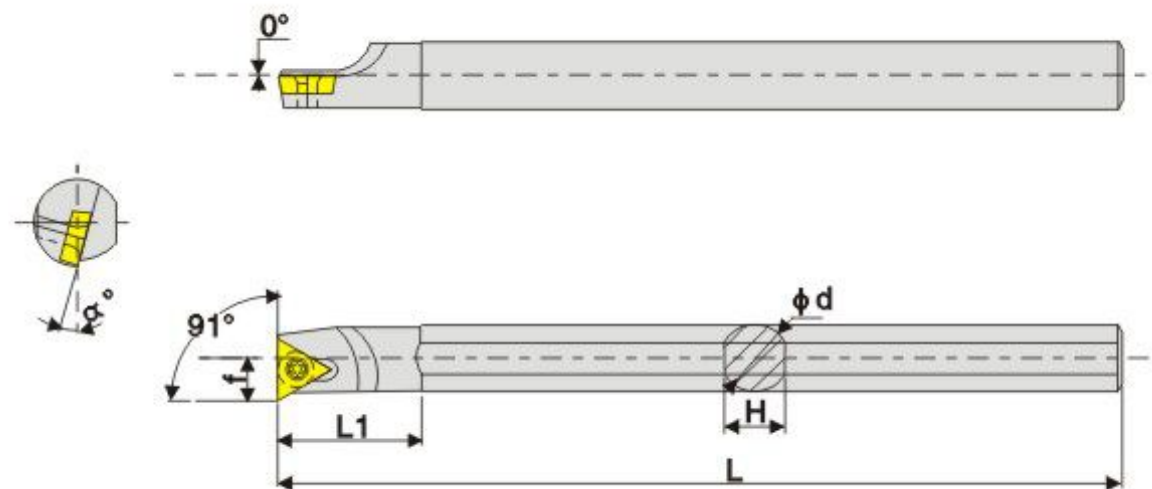
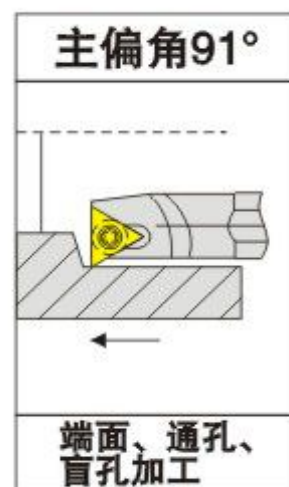
型号	刀片 	适用条件							配件	
		φ Dmin	φ D	f	L	L1	H	α°	 螺丝	 扳手
S08K-SDXCR/L07	DC□□0702□□	10	8	125	20	7	5.5	12°	M2.5×6	T8
S10K-SDXCR/L07		13	10	125	25	9	7	10°		
S12M-SDXCR/L07		16	12	150	30	11	8.5	8°		
S16Q-SDXCR/L07		20	16	180	30	15	11	6°		
S20R-SDXCR/L11	DC□□11T3□□	25	20	200	40	19	13	6°	M4×10	T15
S25S-SDXCR/L11		32	25	250	40	24	17	4°		





内孔车刀（螺钉式）

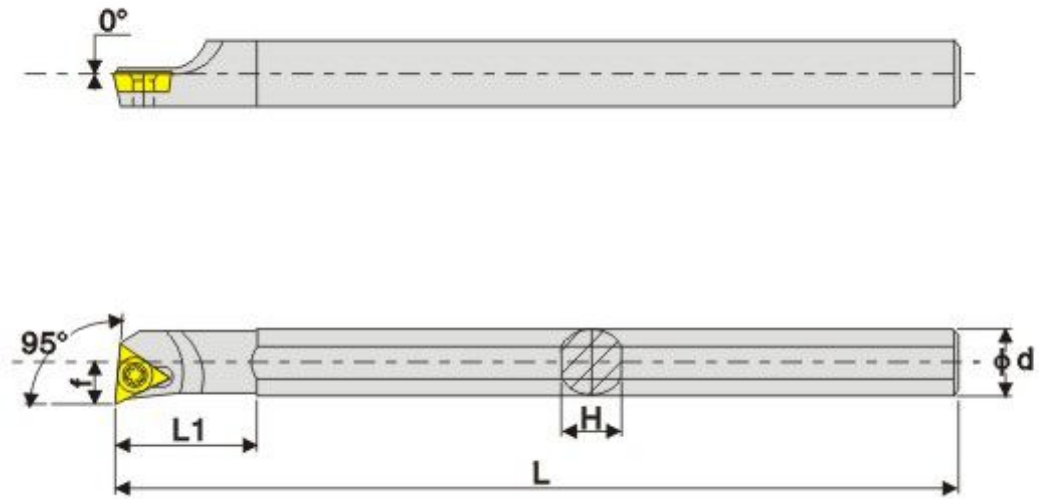
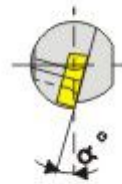
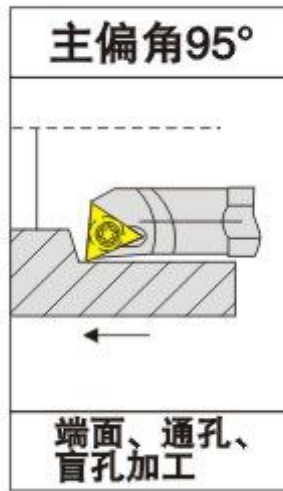
**STFCR/L**



型号	刀片 	适用条件							配件	
		$\phi D_{min}$	$\phi D$	$f$	$L$	$L1$	$H$	$\alpha^\circ$	 螺丝	 扳手
S08K-STFCR/L09	TC□□0902□□	$\phi 11$	$\phi 8$	5	125	23	7	15°	M2.2×5	T7
S10K-STFCR/L09		$\phi 13.5$	$\phi 10$	6	125	24	9	13°		
S12M-STFCR/L09		$\phi 16$	$\phi 10$	6	150	24	9	12°		
S10K-STFCR/L11	TC□□1102□□	$\phi 13.5$	$\phi 12$	7	125	27	11	10°	M2.5×6	T8
S12M-STFCR/L11		$\phi 20$	$\phi 16$	9	150	30	15	8°		
S16Q-STFCR/L11		$\phi 25$	$\phi 20$	11	180	35	19	6°		
S20R-STFCR/L11		$\phi 31$	$\phi 25$	13.5	200	40	24	4°		
S20R-STFCR/L16	TC□□1102□□	$\phi 25$	$\phi 20$	11	200	40	19	8°	M4×8	T15
S25S-STFCR/L16		$\phi 31$	$\phi 25$	14	250	40	24	6°		
S32T-STFCR/L16		$\phi 39$	$\phi 32$	17.5	300	45	30	4°		

内孔车刀 (螺钉式)

**STUCR/L**



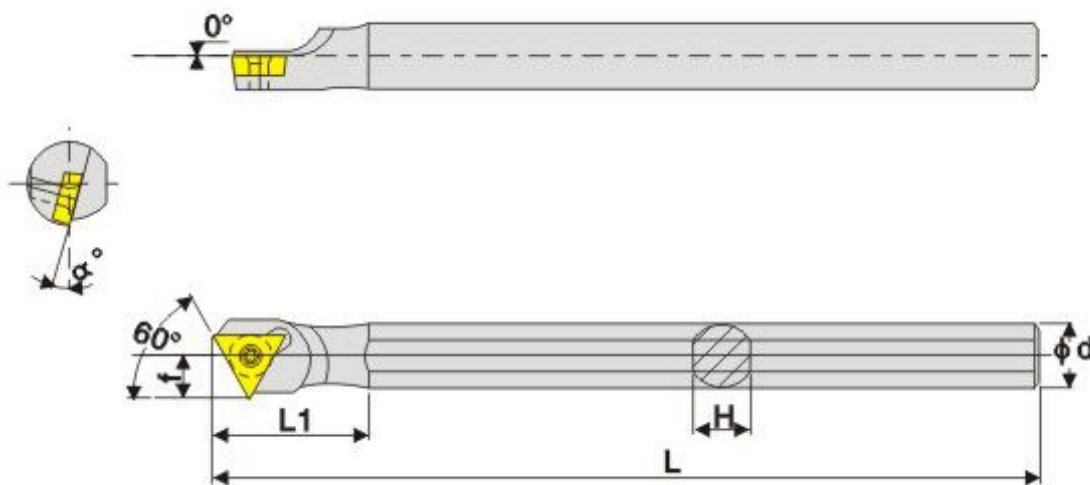
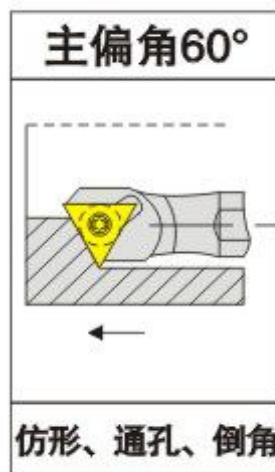
型号	刀片	适用条件							配件	
		$\phi$ Dmin	$\phi$ D	f	L	L1	H	$\alpha^\circ$	螺丝	扳手
S08K-STUCR/L09	TC□□0902□□	$\phi$ 10.5	$\phi$ 8	5	125	23	7	15	M2.2×5	T7
S10K-STUCR/L09		$\phi$ 13.5	$\phi$ 10	6	125	24	9	13		
S10K-STUCR/L11		$\phi$ 13.5	$\phi$ 10	6	125	24	9	12		
S12M-STUCR/L11	TC□□1102□□	$\phi$ 16	$\phi$ 12	7	150	27	11	10	M2.5×6	T8
S16Q-STUCR/L11		$\phi$ 20	$\phi$ 16	9	180	30	15	8		
S20R-STUCR/L11		$\phi$ 25	$\phi$ 20	11	200	35	19	6		
S25S-STUCR/L11		$\phi$ 31	$\phi$ 25	13.5	250	40	24	4		
S20R-STUCR/L16	TC□□16T3□□	$\phi$ 25	$\phi$ 20	11.5	200	40	19	8	M4×10	T15
S25S-STUCR/L16		$\phi$ 31	$\phi$ 25	14	300	40	24	6		
S32T-STUCR/L16		$\phi$ 39	$\phi$ 32	17.5	350	45	30	4		





内孔车刀 (螺钉式)

**STWCR/L**

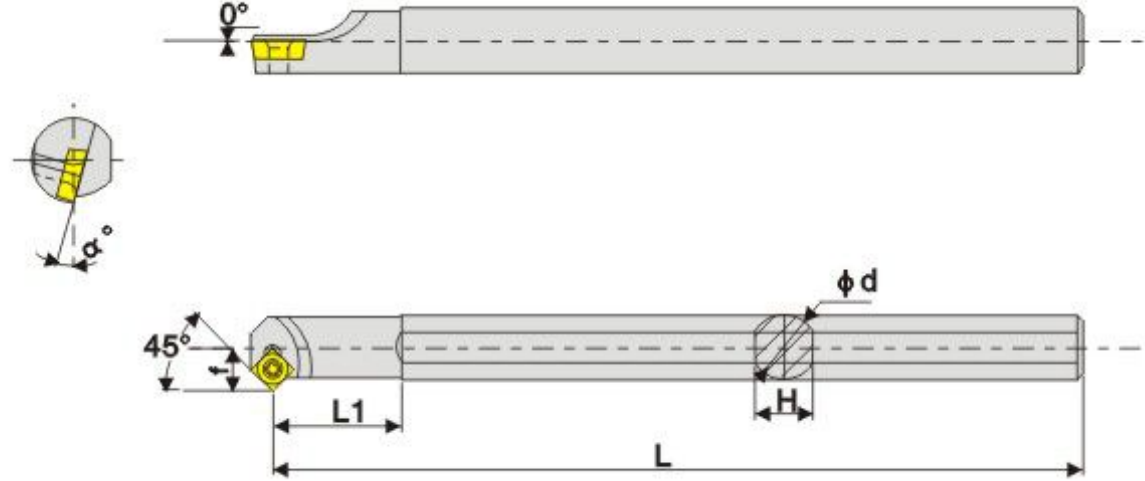
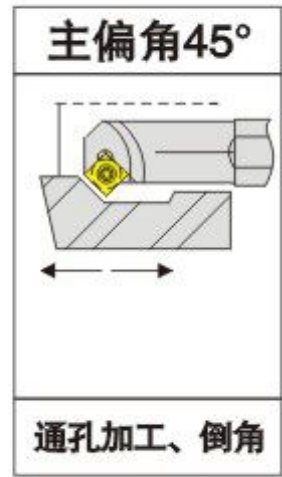


型号	刀片 	适用条件							配件	
		$\phi D_{min}$	$\phi D$	f	L	L1	H	$\alpha^\circ$	 螺丝	 扳手
S08K-STWCR/L09	TC□□0902□□	$\phi 11$	$\phi 8$	5.5	125	25	7	12°	M2.2×5	T7
S10K-STWCR/L11	TC□□1102□□	$\phi 14$	$\phi 10$	8	125	25	9	10°	M2.5×6	T8
S12M-STWCR/L11		$\phi 16$	$\phi 12$	9	150	30	11	8°		
S16Q-STWCR/L11		$\phi 20$	$\phi 16$	11	180	30	15	6°		
S20R-STWCR/L11		$\phi 25$	$\phi 20$	13	200	35	19	4°		
S25S-STWCR/L16	TC□□16T3□□	$\phi 32$	$\phi 25$	17	250	45	24	6°	M4×10	T15



内孔车刀 (螺钉式)

**SSSCR/L**

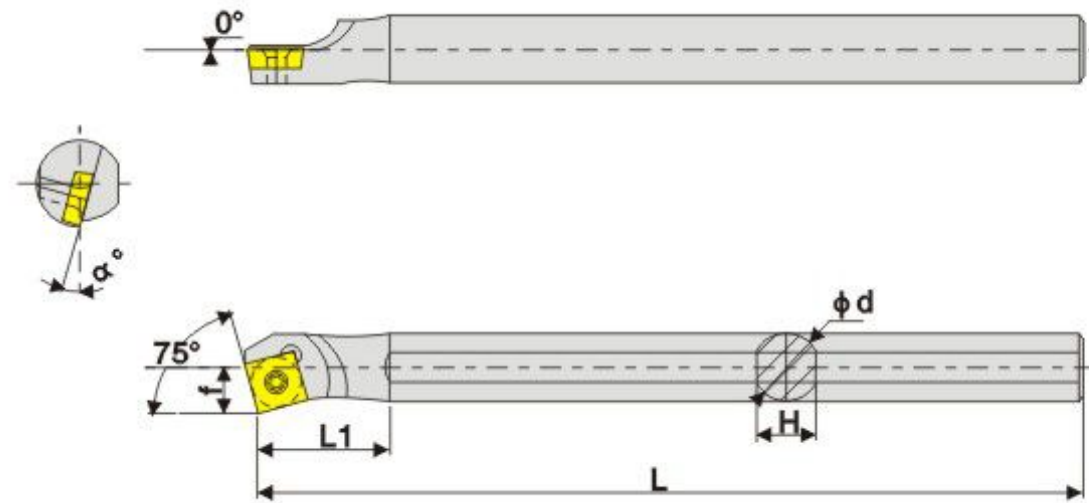
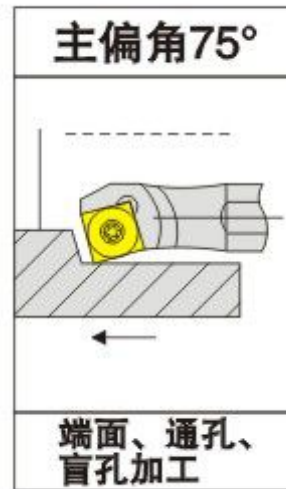


型号	刀片 	适用条件							配件	
		$\phi D_{min}$	$\phi D$	f	L	L1	H	$\alpha^\circ$	 螺丝	 扳手
S12M-SSSCR/L09	SC□□09T3□□	$\phi 16$	$\phi 12$	8.5	150	30	11	12°	M4×8	T15
S16Q-SSSCR/L09		$\phi 22$	$\phi 16$	11.5	180	35	15	10°		
S20R-SSSCR/L09		$\phi 26$	$\phi 20$	13.5	200	40	19	8°		
S25S-SSSCR/L09		$\phi 31$	$\phi 25$	16	250	40	24	6°		
S32T-SSSCR/L09		$\phi 38$	$\phi 32$	19.5	300	45	30	4°	M4×10	



内孔车刀（螺钉式）

**SSKCR/L**



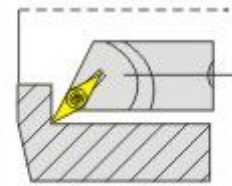
型号	刀片 	适用条件							配件	
		φ Dmin	φ D	f	L	L1	H	α°	 螺丝	 扳手
S12M-SSKCR/L09	SC□□09T3□□	φ 16	φ 12	8.5	150	30	11	12°	M4×8	T15
S16Q-SSKCR/L09		φ 20	φ 16	10.5	180	30	15	10°		
S20R-SSKCR/L09		φ 24	φ 20	12.5	200	40	19	8°		
S25S-SSKCR/L09		φ 31	φ 25	15	250	40	24	6°	M4×10	

内孔车刀 (螺钉式)

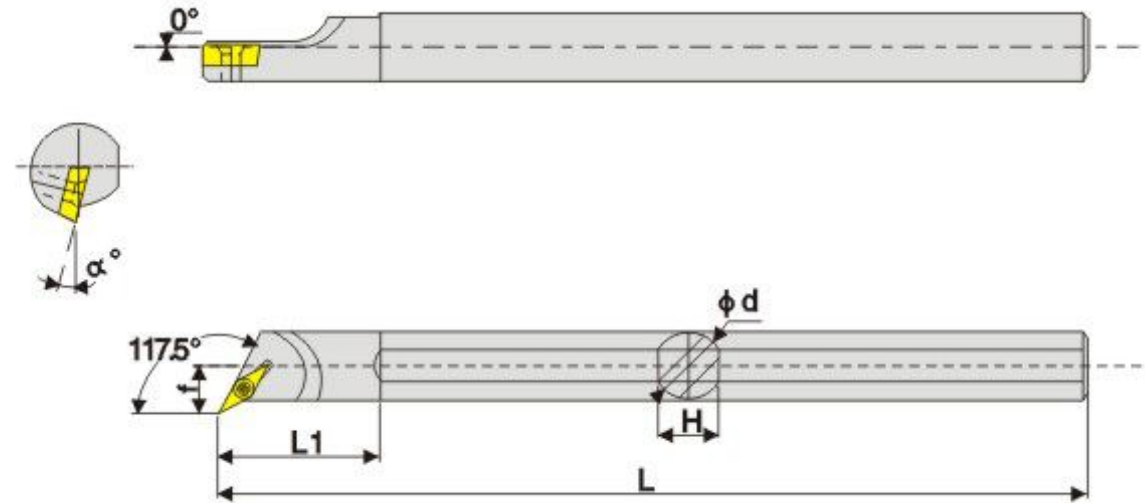
**SVQ\*R/L**



主偏角117.5°



仿形、越程槽加工



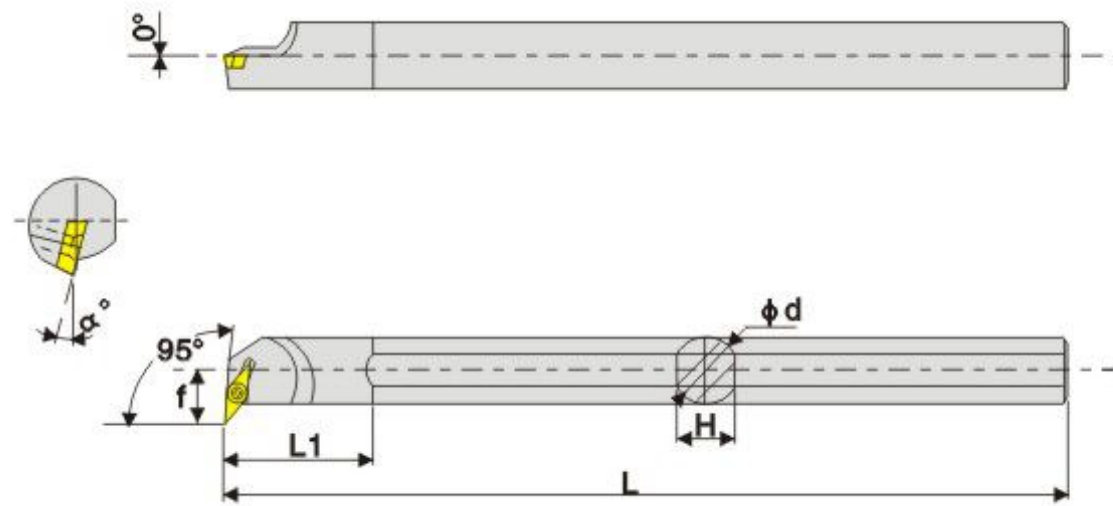
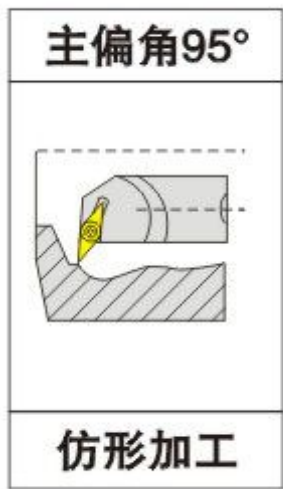
型号	刀片 	适用条件								配件	
		$\phi D_{min}$	$\phi D$	f	L	L1	H	$\alpha^\circ$ B C		 螺丝	 扳手
一: C刀片后角7° B刀片后角5° S16Q-SVQ-R/L11	VC□□1103□□ VB□□1103□□	$\phi 22$	$\phi 16$	11.5	180	35	15	10°	8°	M2.5×6	T8
S20R-SVQ-R/L11		$\phi 27$	$\phi 20$	14	200	39	19	8°	6°		
S20R-SVQ-R/L16	VC□□1604□□ VB□□1604□□	$\phi 27$	$\phi 20$	14	200	50	19	1°	8°	M4×10	T15
S25S-SVQ-R/L16		$\phi 32$	$\phi 25$	16.5	250	50	24	8°	6°		
S32T-SVQ-R/L16		$\phi 41$	$\phi 32$	22.5	300	55	30	10°	8°		
S40U-SVQ-R/L16		$\phi 50$	$\phi 40$	27	350	55	38	8°	6°		





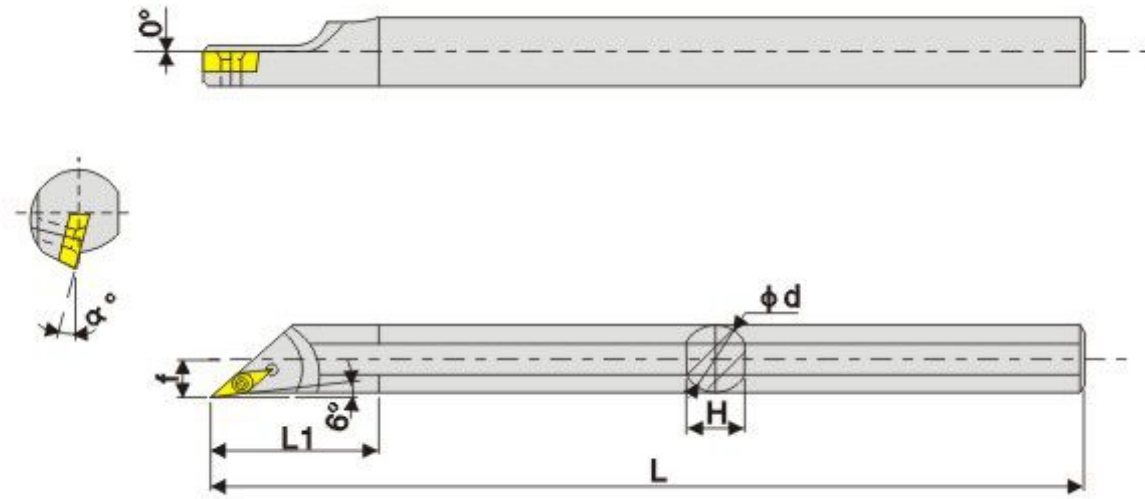
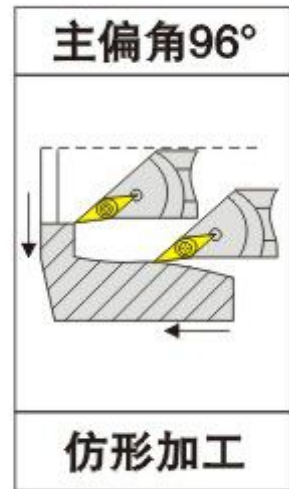
内孔车刀（螺钉式）

**SVU\*R/L**



型号	刀片 	适用条件								配件	
		$\phi D_{min}$	$\phi D$	f	L	L1	H	$\alpha^\circ$ B C		 螺丝	 扳手
一：C刀片后角7° B刀片后角5°											
S16Q-SVU-R/L11	VC□□1103□□	$\phi 22$	$\phi 16$	11.5	180	30	15	10°	8°	M2.5×6	T15
S20R-SVU-R/L11	VB□□1103□□	$\phi 27$	$\phi 20$	14	200	32	19	8°	6°		
S20R-SVU-R/L16	VC□□1604□□ VB□□1604□□	$\phi 31$	$\phi 20$	19	200	50	19	10°	8°	M4×10	T15
S25S-SVU-R/L16		$\phi 35$	$\phi 25$	20	250	50	24	8°	6°		
S32T-SVU-R/L16		$\phi 42$	$\phi 32$	22.5	300	50	30	10°	8°		
S40U-SVU-R/L16		$\phi 51$	$\phi 40$	27	350	55	38	8°	6°		

内孔车刀 (螺钉式)  
**SVX\*R/L**

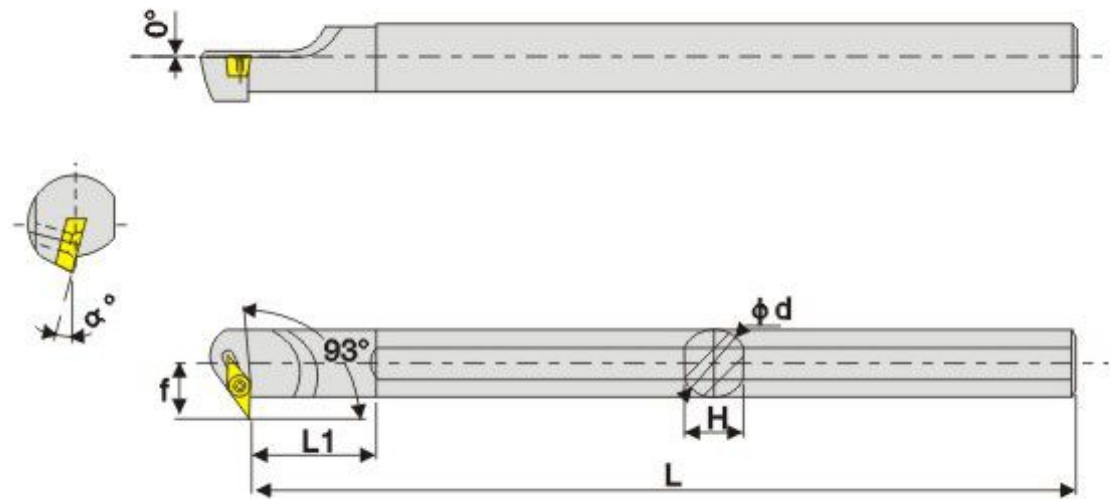
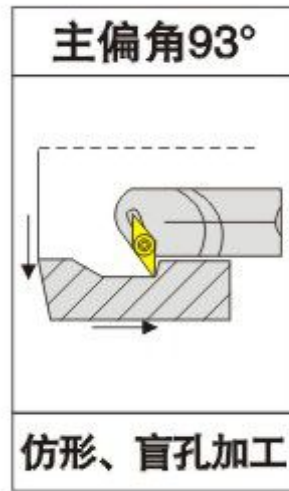


型号	刀片 	适用条件								配件	
		$\phi D_{min}$	$\phi D$	f	L	L1	H	$B^{\alpha^{\circ}}$	C		
一: C刀片后角7° B刀片后角5°										螺丝	扳手
S16Q-SVX-R/L11	VC□□1103□□	$\phi 22$	$\phi 16$	11	180	40	15	10°	8°	M2.5×8	T8
S20R-SVX-R/L11	VB□□1103□□	$\phi 27$	$\phi 20$	13.5	200	45	19	8°	6°		
S20R-SVX-R/L16	VC□□1604□□ VB□□1604□□	$\phi 27$	$\phi 20$	13.5	200	50	19	10°	8°	M4×10	T15
S25S-SVX-R/L16		$\phi 32$	$\phi 25$	16	250	50	24	8°	6°		
S32T-SVX-R/L16		$\phi 40$	$\phi 32$	19.5	300	60	30	10°	8°		
S40U-SVX-R/L16		$\phi 50$	$\phi 40$	23.5	350	65	38	8°	6°		



内孔车刀 (螺钉式)

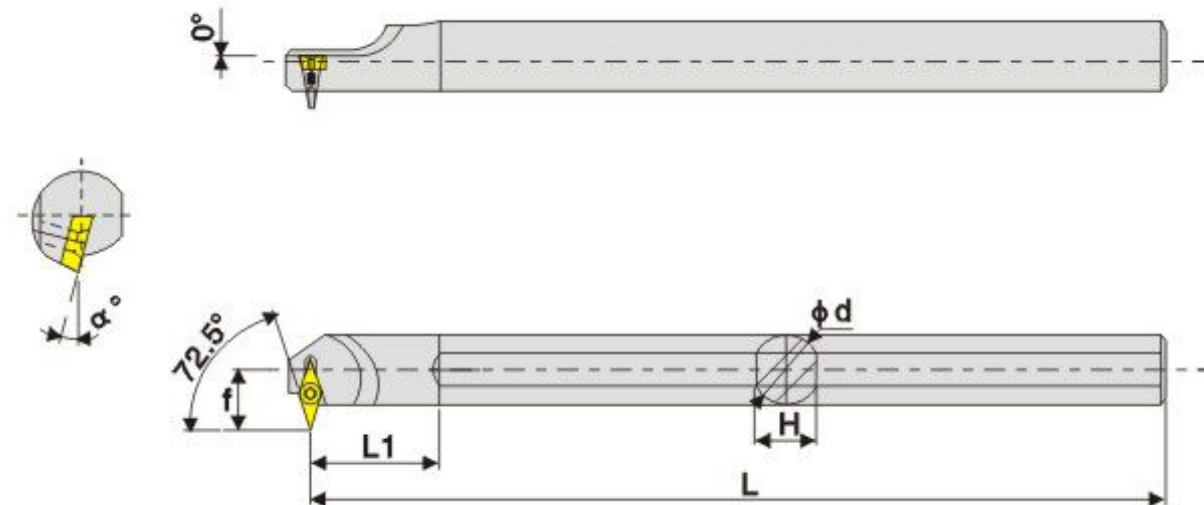
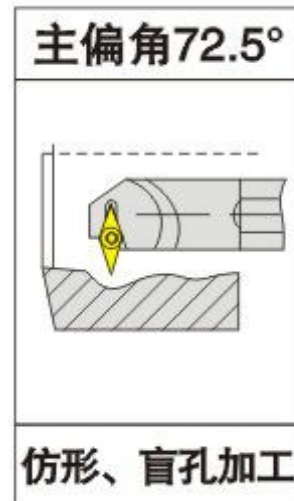
**SVZ\*R/L**



型号	刀片 	适用条件							配件	
		$\phi D_{min}$	$\phi D$	f	L	L1	H	$B^{\alpha^{\circ}}$ C	 螺丝	 扳手
一: C刀片后角7° B刀片后角5°										
S16Q-SVZ-R/L11	VC□□1103□□	$\phi 22$	$\phi 16$	11.5	180	34	15	10° 8°	M2.5×6	T8
S20R-SVZ-R/L11	VB□□1103□□	$\phi 27$	$\phi 20$	14	200	38	19	8° 6°		
S25S-SVZ-R/L16		$\phi 34$	$\phi 25$	19.5	250	50	20	8° 6°	M4×10	T15
S32T-SVZ-R/L16	VC□□1604□□	$\phi 42$	$\phi 32$	23.5	300	50	30	10° 8°		
S40U-SVZ-R/L16	VB□□1604□□	$\phi 50$	$\phi 40$	27	350	60	38	8° 6°		



内孔车刀 (螺钉式)  
**SVW\*R/L**

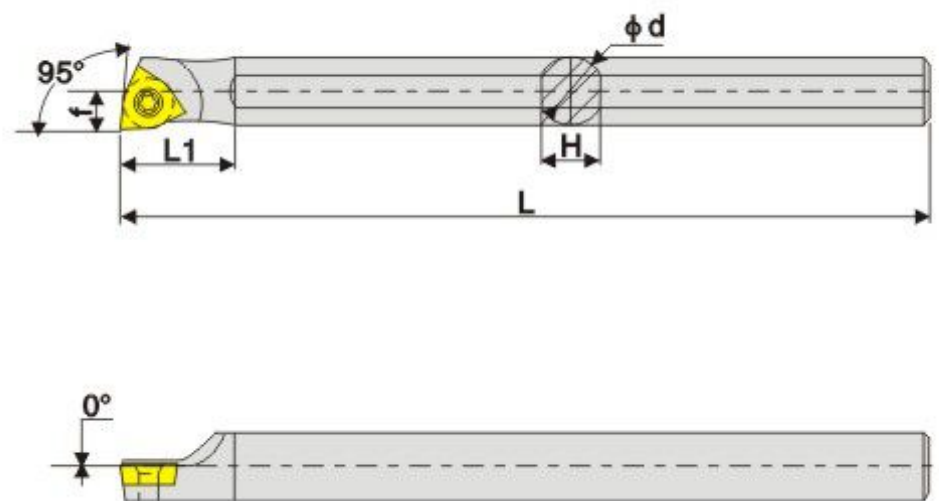
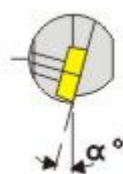
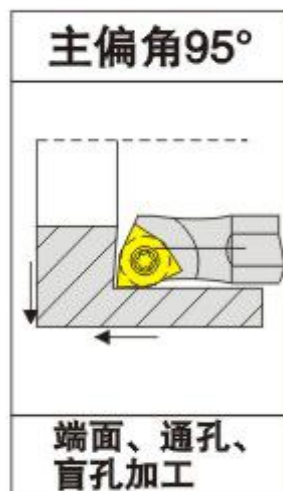


型号	刀片 	适用条件								配件	
		$\phi D_{min}$	$\phi D$	f	L	L1	H	B <sup><math>\alpha^\circ</math></sup>	C	 螺丝	 扳手
S25S-SVW-R/L16	VC□□1604□□ VB□□1604□□	$\phi 38$	$\phi 25$	23	250	33	24	6°	5°	M4×10	T15
S32T-SVW-R/L16		$\phi 45$	$\phi 32$	26	300	41	30	6°	5°		



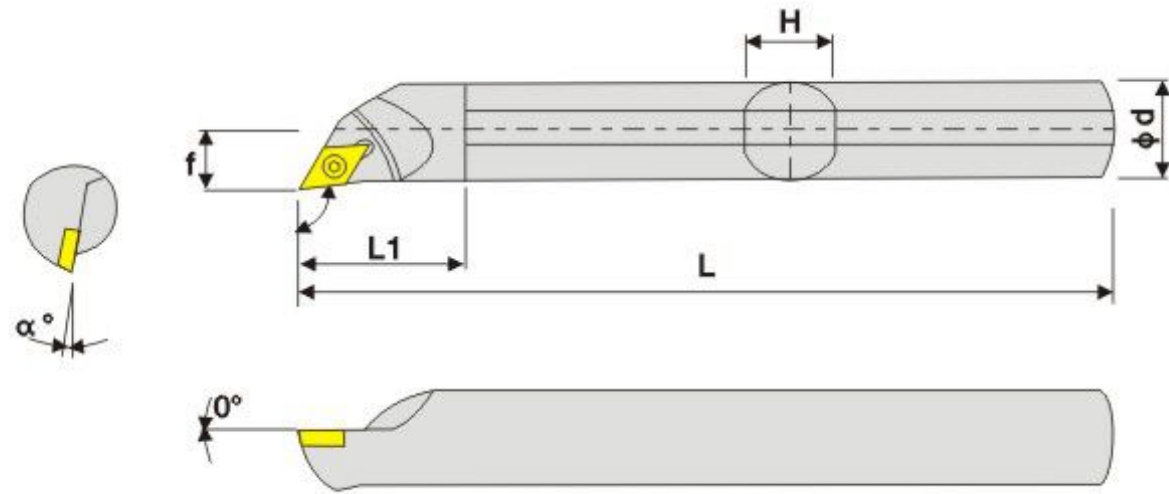
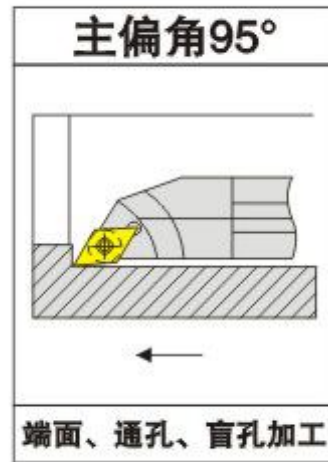
内孔车刀 (螺钉式)

**SWLCR/L**



型号	刀片 	适用条件							配件	
		$\phi D_{min}$	$\phi D$	f	L	L1	H	$\alpha^\circ$	 螺丝	 扳手
S08K-SWLCR/L04	WC□□0402□□	$\phi 10$	$\phi 8$	5	125	25	7	13°	M3×6	T10
S10K-SWLCR/L04		$\phi 13$	$\phi 10$	6.5	125	30	9	10°		
S12M-SWLCR/L04	WC□□06T3□□	$\phi 16$	$\phi 12$	7.5	150	37	11	13°	M3.5×10	T15
S16Q-SWLCR/L06		$\phi 20$	$\phi 16$	9.5	180	40	15	10°		
S20R-SWLCR/L06		$\phi 25$	$\phi 20$	11.5	200	40	19	8°		
S25S-SWLCR/L06		$\phi 31$	$\phi 25$	14	250	40	24	6°		

内孔车刀 (螺钉式)  
**SDXCR/L**



型号	刀片	适用条件							配件	
		φ Dmin	φ d	L	L1	H	f	α°	螺丝	扳手
S08K-SDXCR/L07	DC□□0702□□	φ 110	φ 8	125	20	7	5	12	M2.5×6	T8
S10K-SDXCR/L07		φ 13	φ 10	125	25	9	6	10		
S12M-SDXCR/L07		φ 16	φ 12	150	30	11	7	8		
S16Q-SDXCR/L07		φ 20	φ 16	180	30	15	9	6		
S20R-SDXCR/L11	DC□□11T3□□	φ 25	φ 20	200	40	19	11.5	6	M4×8	T15
S25S-SDXCR/L11		φ 32	φ 25	250	40	24	14	4		





刀具组合图

**SER/L**

1  
**S**

2  
**E**

3  
**R**

4  
**2020**

5  
**K**


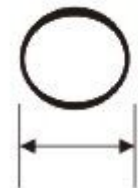
6  
**16**

7  
◦

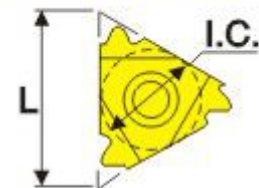
1	装夹方式
D	压板夹固
S	螺钉夹固

2	
E	外螺纹
I	内螺纹

3	
R	右旋
L	左旋

4	
外螺纹方刀杆尺寸	<p>2020=20mm × 20mm</p> 
内螺纹内直径尺寸	<p>0020=Durchm. 20mm</p> 

5	刀杆长度(mm)
D	60
F	80
H	100
K	125
L	140
M	150
P	170
R	200
S	250
T	300
U	350
V	400

6	刀片尺寸	
		
	L	I.C.
	06	5/32"
	08	3/16"
	08U	3/16" U
	11	1/4"
	16	3/8"
	22	1/2"
	22U	1/2" U
	27	5/8"
	27	5/8" U
	33	3/4"
	33U	3/4" U

7	
B	带内冷孔
C	硬质合金柄
V	立式
O	精密型
D	活顶型
G	套装型
U	U型





2MR0050R16

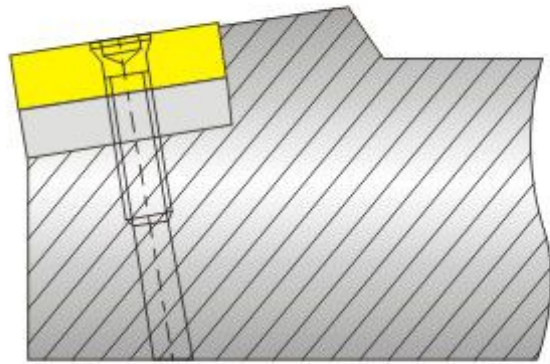
系列  
螺纹刀



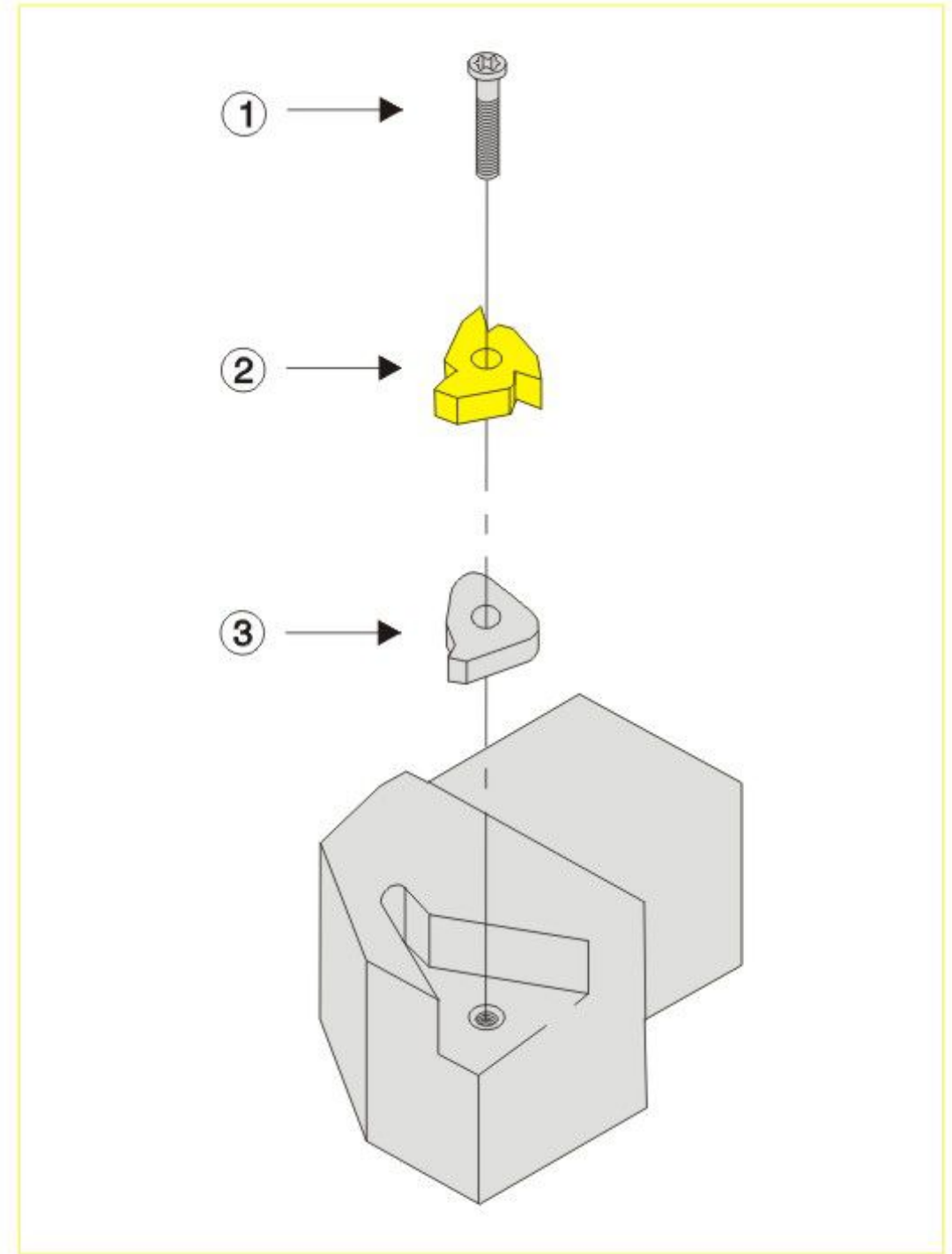


刀具组合图

**SER/L**



- ① 垫片螺丝
- ② 刀片
- ③ 垫片





SER/L(P115)



B-SER/L(P116)



DER(P117)



SER(P118)



SNR/L(P119)



SIR(P120)



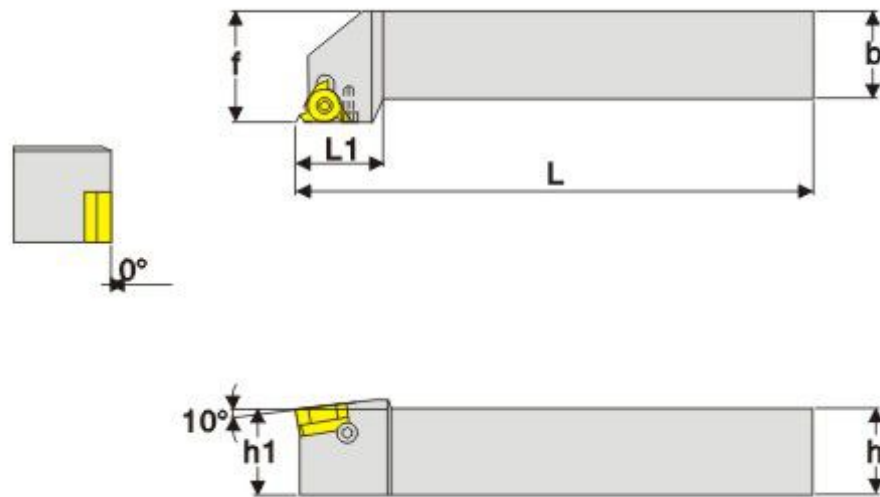
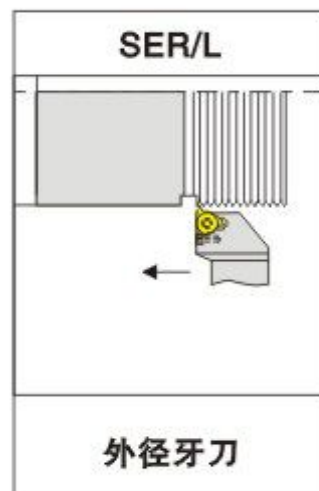
DIR(P121)





螺纹刀

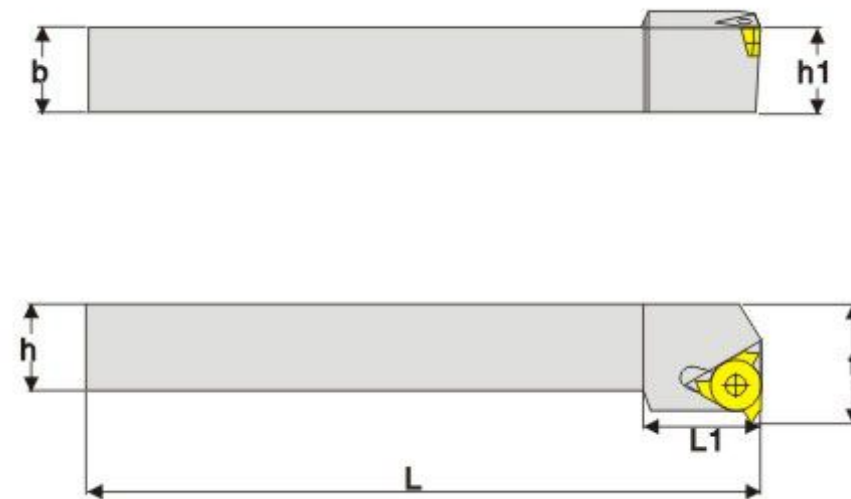
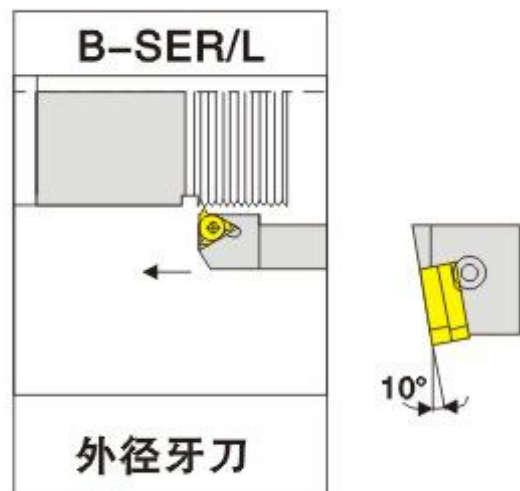
**SER/L**



参考 注释	刀杆形状	刀片 	适用条件						配件		
			h	b	L	f	h1	L1	 垫片	 螺丝	 扳手
型号											
SER/L	1212H16	16/ER/L□□	12	12	100	16	12	20	STM1603	M3.5×9	T8
	1616H16		16	16	100	20	16	22			
	2020K16		20	20	125	25	20	22	M3.5×12	T15	
	2525M16		25	25	150	32	25	22			
	3232P16		32	32	170	40	32	22			

螺纹刀

**B-SER/L**



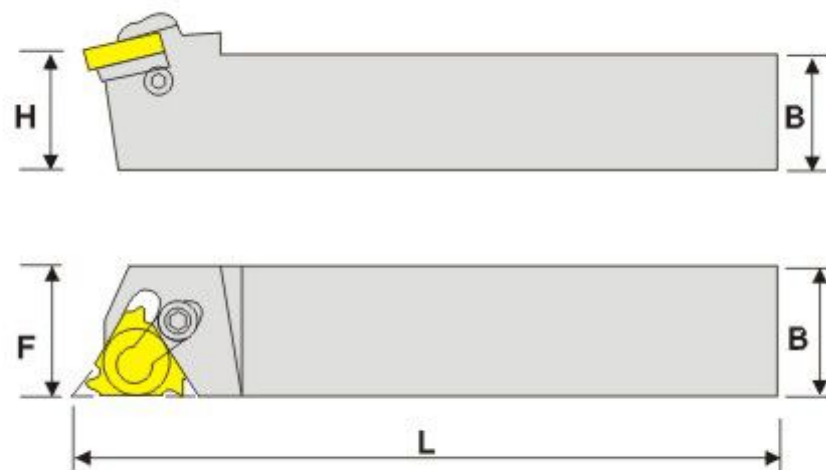

参考 注释	刀杆形状	刀片 	适用条件						配件		
			h	b	L	f	h1	L1	 垫片	 螺丝	 扳手
B-SER/L	1212H16	16/EP/L□□	12	12	100	16	12	20	STM1603	M3.5×9	T15
	1616H16		16	16	100	20	16	22			
	2020K16		20	20	125	25	20	22		M3.5×12	T15
	2525M16		25	25	150	32	25	22			
	3232P16		32	32	170	40	32	22			



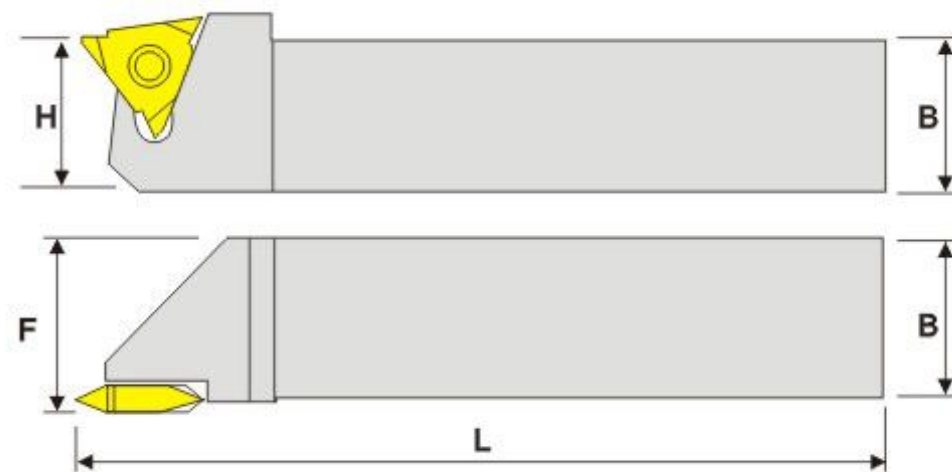


螺纹刀

**DER**



型号		B=H	L	F	夹固螺钉	压板	垫片螺钉	Torx 扳手	右螺纹垫片	左螺纹垫片
DER1212H16	16	12	100	16	S16	C16	A16S	K16	AE16	AI16
DER1616H16	16	16	100	16	S16	C16	A16S	K16	AE16	AI16
DER2020K16	16	20	125	20	S16	C16	A16S	K16	AE16	AI16
DER2525M16	16	25	150	25	S16	C16	A16S	K16	AE16	AI16
*DER2525M15	22	25	150	25	S22	C22	A22	K22	AE22	AI22

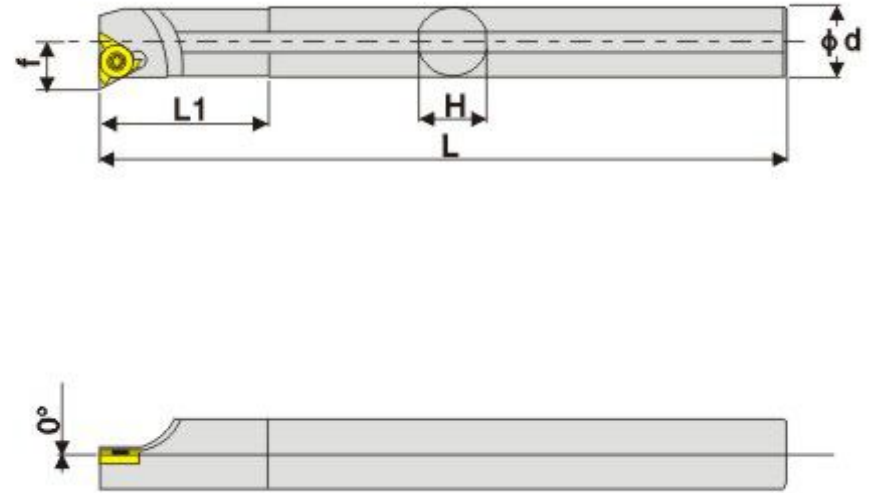
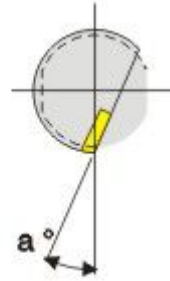
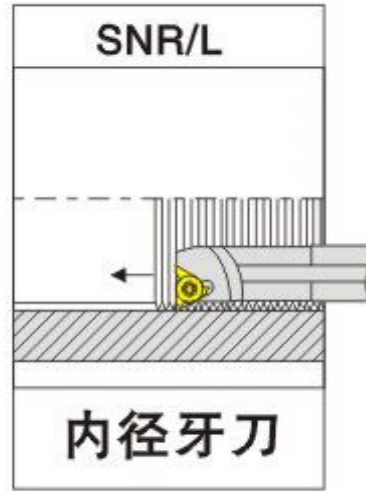


型号		B=H	L	F	夹固螺钉	Torx 扳手
SER1616H16	16	16	100	18	S16S	K16
SER2020K16	16	20	125	22	S16S	K16
SER2525M16	16	25	150	27	S16S	K16
SER2525M22	22	25	150	27.5	S22S	K22



螺纹刀

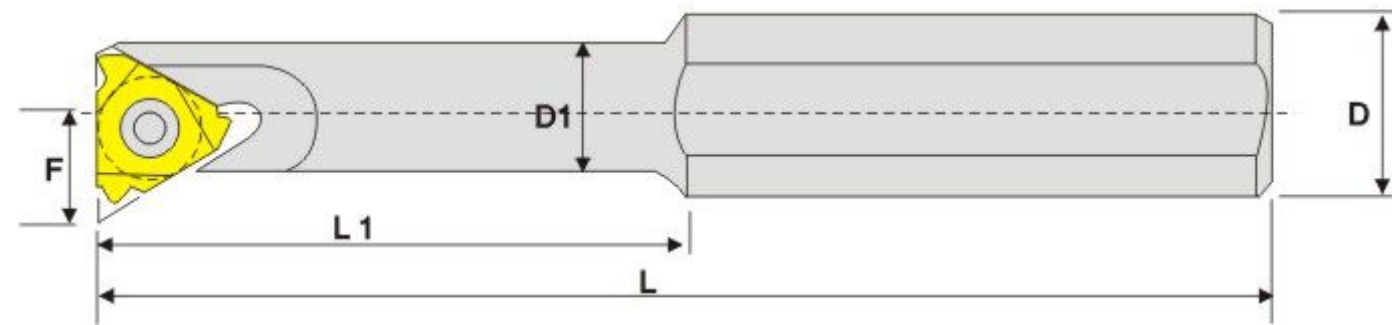
**SNR/L**



型号	刀片	适用条件								配件		
		$\phi$ Dmin	$\phi$ D	H	L	L1	f	$\alpha^\circ$	垫片	螺丝	扳手	
0010K11	11/NR/L□□	$\phi$ 13	$\phi$ 10	9	125	22	7.2	15°	STM1603	M2.5 × 6	T8	
0012M11		$\phi$ 15	$\phi$ 12	11	150	22	8.5	15°				
0013M16	16/NR/L□□	$\phi$ 16	$\phi$ 16	15	150	32	10.2	17°		M3.5 × 12	T15	
0016M16		$\phi$ 19	$\phi$ 16	15	150	40	11.7	15°				
0020Q16		$\phi$ 24	$\phi$ 20	19	180	40	13.7	21°				
0025R16		$\phi$ 29	$\phi$ 25	24	200	45	16.2	21°				
0032S16		$\phi$ 36	$\phi$ 32	30	250	50	19.7	15°				
0040T16		$\phi$ 44	$\phi$ 40	38	300	55	23.7	15°				
0050U16		$\phi$ 54	$\phi$ 50	48	350	60	28.7	15°				



螺纹刀  
**SIR**

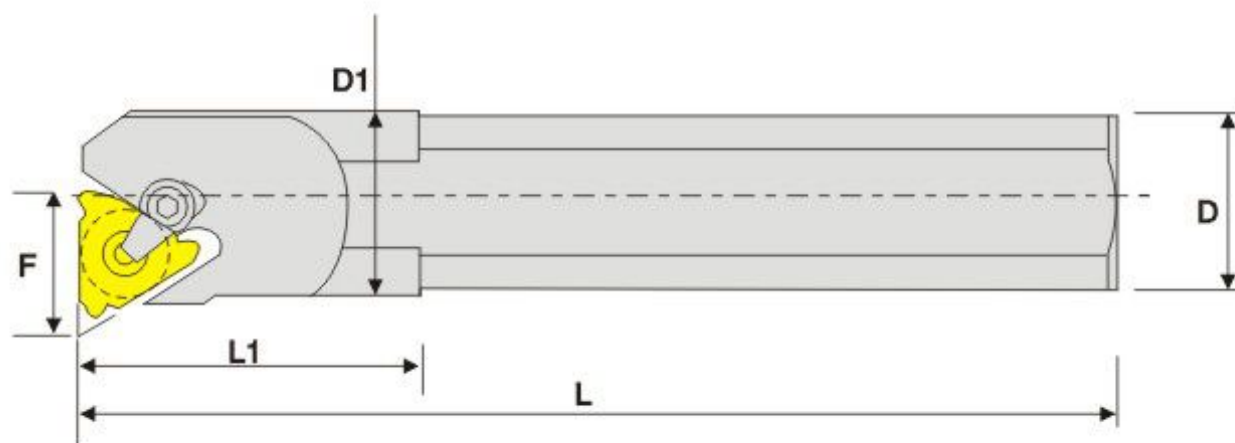



型号		D	D1	最小直径	L	L1	F	夹固螺钉	垫片螺钉	Torx 扳手	右螺纹垫片	左螺纹垫片
*SIR0010K11	11	16	10	12	125	25	7.4	S11	-	T8	-	-
*SIR0013K16	16	16	13	16	150	32	10.2	S16S	-	T15	-	-
*SIR0016K16	16	20	16	19	170	40	11.7	S16S	-	T15	-	-
SIR0020K16	16	20	20	24	170	-	13.7	S16	A16	T15	AI16	AE16
SIR0025K16	16	25	25	29	200	-	16.2	S16	A16	T15	AI16	AE16
SIR0032K16	16	32	32	36	250	-	19.7	S16	A16	T15	AI16	AE16
SIR0025K22	22	25	25	29	200	-	18.1	S22	A22	T20	AI22	AE22




螺纹刀

**DIR**



型号		D	D1	最小直径	L	L1	F	夹固螺钉	压板	垫片螺钉	Torx 扳手	右螺纹垫片	左螺纹垫片
DIR0020R16	16	20	20	24	170	-	13.7	S16	C16	A16	K16	AI16	AE16
DIR0025R16	16	25	25	29	200	-	16.2	S16	C16	A16	K16	AI16	AE16
DIR0032S16	16	32	32	36	250	-	19.7	S16	C16	A16	K16	AI16	AE16
DIR0025R22	22	25	25	29	200	-	18.1	S22	C22	A22	K22	AI22	AE22





系列  
槽刀





MGEHR/L(P124-P126)



MGIVR/L(P127-128)



DBH(P129)



FGHH/FGVH(P130-P132)



ZQ□□R/L(P133)



SGTR/L(P134)



CGBR/L(P135)



SPB(P136)

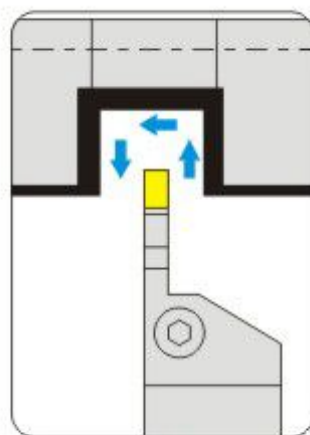


CGWR/L(P137)

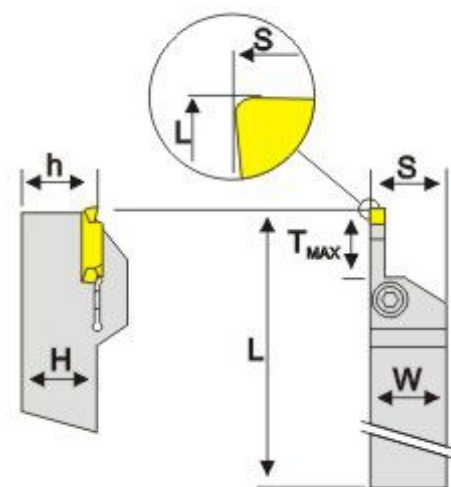


SNGR/L(P138)





进给方向



右手图示

参考	刀杆形状		适用条件			适用刀片	配件	
注释			宽槽, 深槽加工					
			(mm)					
型号	H(h)	W	L	S	T <sub>最大</sub>		螺丝	扳手
MGEHR/L1616-1.5	16	16	100	16.25	14.5	MGMN150-G	M5 × 22	L4.0
MGEHR/L2020-1.5	20	20	125	20.25	14.5			
MGEHR/L2525-1.5	25	25	150	25.25	14.5			
MGEHR/L1212-2	12	12	100	14.25	14.5	MGMN200-G MGMN200-M	M6 × 25	L5.0
MGEHR/L1616-2	16	16	100	16.25	14.5			
MGEHR/L2020-2	20	20	125	20.25	14.5			
MGEHR/L2525-2	25	25	150	25.25	14.5	MGMN250-G MGMN250-M	M5 × 22	L5.0
MGEHR/L1616-2.5	16	16	100	16.30	16.5			
MGEHR/L2020-2.5	20	20	125	20.30	16.5			
MGEHR/L2525-2.5	25	25	150	25.30	16.5			





## 槽刀

参考	刀杆形状		适用条件				适用刀片	配件	
注释			宽槽，深槽加工						
型号	H(h)	W	L	S	T <sub>最大</sub>				
MGEHR/L1616-3	16	16	100	16.35	18.5	MGMN300-G MGMN300-□□-M MRMN300-G			
MGEHR/L2020-3	20	20	125	20.4	18				
MGEHR/L2020-3-T10	20	20	125	20.4	10				
MGEHR/L2525-3	25	25	150	25.4	18				
MGEHR/L2525-3-T10	25	25	150	25.4	10				
MGEHR/L3232-3	32	32	170	32.4	18				
MGEHR/L3232-3-T10	32	32	170	32.4	10				
MGEHR/L2020-4	20	20	125	20.4	18	MGMN400-G MGMN400-□□-M MRMN400-G	M6 × 25	L5.0	
MGEHR/L2020-4-T10	20	20	125	20.4	10				
MGEHR/L2525-4	25	25	150	25.4	18				
MGEHR/L2525-4-T10	25	25	150	25.4	10				
MGEHR/L3232-4	32	32	170	32.4	18				
MGEHR/L3232-4-T10	32	32	170	32.4	10				
MGEHR/L2020-5	20	20	150	20.5	23	MGMN500-G MGMN500-□□-M MRMN500-G			
MGEHR/L2020-5-T15	20	20	150	20.5	15				
MGEHR/L2525-5	25	25	150	25.5	23				
MGEHR/L2525-5-T15	25	25	150	25.5	15				
MGEHR/L3232-5	32	32	170	32.5	23				
MGEHR/L3232-5-T15	32	32	170	32.5	15				



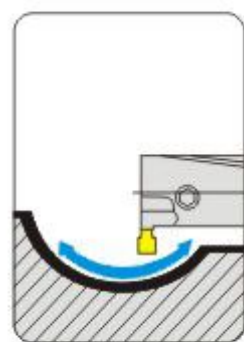


参考	刀杆形状	适用条件					适用刀片	配件	
注释		宽槽, 深槽加工							
型号	H(h)	W	L	S	T <sub>最大</sub>	螺丝			
MGEHR/L2020-6	20	20	125	20.6	23	MGMN600-M MGMN600-□□-M MRMN600-M	M6 × 25	L5.0	
MGEHR/L2020-6-T15	20	20	125	20.6	15				
MGEHR/L2525-6	25	25	150	25.6	23				
MGEHR/L2525-6-T15	25	25	150	25.6	15				
MGEHR/L3232-6	32	32	170	32.6	23				
MGEHR/L3232-6-T15	32	32	170	32.6	15				
MGEHR/L2525-8	25	25	150	26.1	28	MGMN800-M	M6 × 25	L5.0	
MGEHR/L2525-8-T15	25	25	150	26.1	15				
MGEHR/L3232-8	32	32	170	33.1	25				
MGEHR/L3232-8-T15	32	32	170	33.1	16				
MGEHR/L2525-6A	25	25	150	25.6	23	MGMN600-A	M6 × 25	L5.0	
MGEHR/L2525-6A-T15	25	25	150	25.6	15				
MGEHR/L3232-6A	32	32	170	32.6	23				
MGEHR/L3232-6A-T15	32	32	170	32.6	15				
MGEHR/L2525-8A	25	25	150	26.1	28	MGMN800-A	M6 × 25	L5.0	
MGEHR/L2525-8A-T15	25	25	150	26.1	16				
MGEHR/L3232-8A	32	32	170	33.1	28				
MGEHR/L3232-8A-T15	32	32	170	33.1	15				



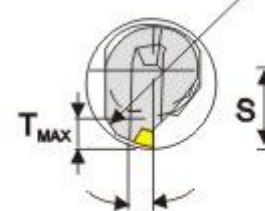
槽刀

**MGIVR/L**



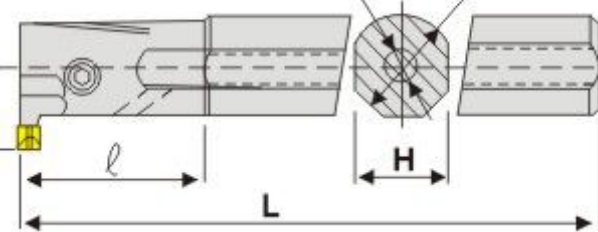
进给方向

$\phi D$ 加工的最小直径



$\phi d1$ (OIL-HOLE)

$\phi d$



右手图示

参考	刀杆形状	适用条件							适用刀片	配件	
注释		宽槽, 深槽加工									
		(mm)									
型号	$\phi D$	$\phi d$	L	l	$T_{最大}$	H	S	螺丝			
MGIVR/L2016-1.5	20	16	125	35	4	15	11.3	MGMN150-G	M3 × 10	L2.5	
MGIVR/L2520-1.5	25	20	150	45	4	18	13.1		M5 × 17	L4.0	
MGIVR/L2925-1.5	29	25	200	45	4	23	16.2				
MGIVR/L2016-2	20	16	125	35	5	15	12.4	MGMN200-G MGMN200-M	M3 × 10	L2.5	
MGIVR/L2520-2	25	20	150	45	5	18	14.0		M5 × 13	L2.5	
MGIVR/L2925-2	29	25	200	45	5	23	17.2				
MGIVR/L2016-2.5	20	16	125	35	6	15	12.5	MGMN250-G MGMN250-M	M3 × 10	L4.0	
MGIVR/L2520-2.5	25	20	150	45	6	18	15.1		M5 × 13	L2.5	
MGIVR/L2925-2.5	29	25	200	45	6	23	18.2				



槽刀

MGIVR/L



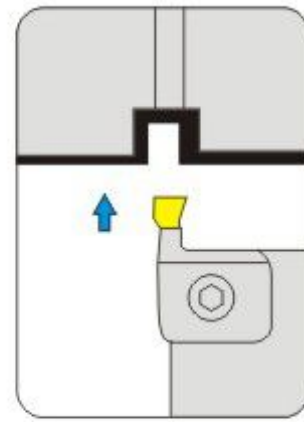
参考	刀杆形状		适用条件						适用刀片	配件	
注释			宽槽, 深槽加工								
			(mm)								
型号	$\phi D$	$\phi d$	L	$\ell$	$T_{最大}$	H	S		螺丝	扳手	
MGIVR/L2520-3	25	20	150	45	6	18	15.6	MGMN300-M MGMN300-□□-M MRMN300-M	M5 × 17	L4.0	
MGIVR/L3125-3	31	25	200	45	6	23	18.9				
MGIVR/L3732-3	37	32	250	65	6	30	21.5				
MGIVR/L2520-4	35	20	150	45	6	18	12.6	MGMN400-M MGMN400-□□-M MRMN400-M			
MGIVR/L3125-4	31	25	200	45	6	23	18.9				
MGIVR/L3732-4	37	32	250	65	6	30	21.5				
MGIVR/L3125-5	31	25	200	45	8	23	19.4	MGMN500-M MGMN500-□□-M MRMN500-M			
MGIVR/L3732-5	37	32	250	65	8	30	21.5				
MGIVR/L3125-6	31	23	200	45	8	23	19.4	MGMN600-M MGMN600-□□-M MRMN600-M			
MGIVR/L3732-6	37	32	250	65	8	30	21.5				
MGIVR/L3732-8	37	32	250	65	10	30	23.4	MRMN800-M			
MGIVR/L4540-8	45	40	300	70	10	37	27.2				
MGIVR/L3732-6A	31	25	200	45	8	23	19.4	MRMN600-A			
MGIVR/L4540-6A	37	32	250	65	8	30	21.5				
MGIVR/L3732-8A	37	32	250	65	10	30	23.4				
MGIVR/L4540-8A	45	40	300	70	10	37	27.2	MRMN800-A			



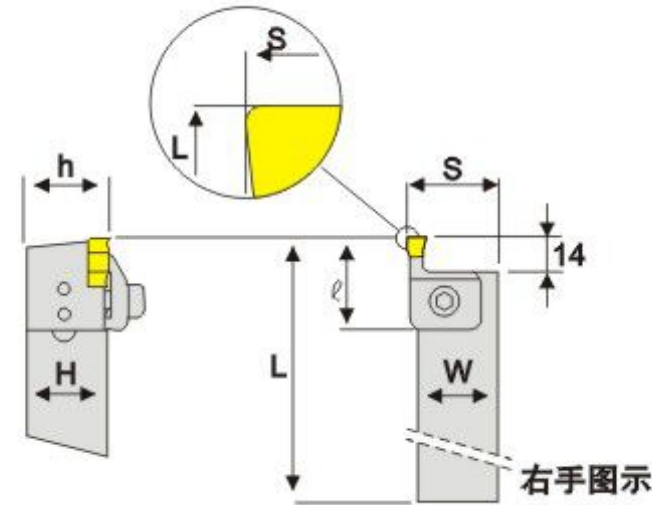


槽刀

**DBH**



进给方向




右手图示

参考 注释	刀杆形状	适用条件					适用刀片		配件				
		宽槽，深槽加工							压板	压板 螺丝	螺丝	刀座	扳手
型号	H(h)	W	L	l	S	(mm)							
DBH320R/L	20	20	150	40	22.3*	22.8*	DB300,*400** DC300,400	CGH5R1		MHB0410	LD34	L3.0 L4.0	
DBH325R/L	25	25	150	40	27.3	27.8							
DBH520R/L	20	20	150	40	23.8	24.3	DB500,600 DC500	CGH5R2	M5 × 17	MHB0410	LD56	L3.0 L4.0	
DBH525R/L	25	25	150	40	28.8	29.3							
DBH720R/L	20	20	150	40	25.8	26.6	DB700,800	CGH5R3		MHB0410	LD78	L3.0 L4.0	
DBH725R/L	25	25	150	40	30.8	31.3							

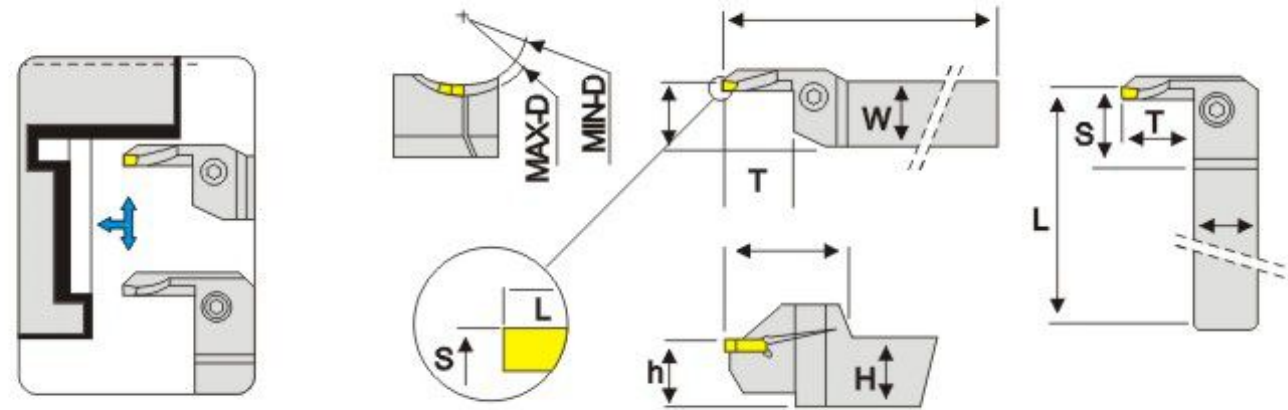
槽刀

FGHH/FGVH



FGHH

FGVH



参考	刀杆形状	适用条件							适用刀片	配件	
注释		宽槽, 深槽加工									
		(mm)									
型号	H(h)	W	L	S	T <sub>最大</sub>	最大	最小		螺丝	扳手	
FGHH/FGVH 320R-25/30	20	20	125	20.6	12	25	30	FMM300R-03	M6 x 25	L5.0	
30/35	20	20	125	20.6	12	30	35				
35/48	20	20	125	20.6	12	35	48				
48/60	20	20	125	20.6	22	48	60				
60/75	20	20	125	20.6	22	60	75	FGD300R-03 FGM300R-03	M6 x 25	L5.0	
75/100	20	20	125	20.6	22	75	100				
100/140	20	20	125	20.6	22	100	140	FMM300R-03	M6 x 25	L5.0	
325R-25/30	25	25	150	25.6	12	25	30				
30/35	25	25	150	25.6	12	30	35				
35/48	25	25	150	25.6	12	35	48				





槽刀

# FGHH/FGVH

参考 注释	刀杆形状	适用条件							适用刀片	配件	
		宽槽, 深槽加工									 螺丝
型号	H(h)	W	L	S	T <sub>最大</sub>	最大	最小	(mm)			
FGHH/FGVH	48/60	25	25	150	25.6	22	48	60	FGD300R-03 FGM300R-03	M6 × 25	L5.0
	60/75	25	25	150	25.6	22	60	75			
	75/100	25	25	150	25.6	22	75	100			
	100/140	25	25	150	25.6	22	100	140			
	420R-25/30	20	20	125	20.6	12	25	30	FMM400R-04	M6 × 25	L5.0
	30/35	20	20	125	20.6	12	30	35			
	35/48	20	20	125	20.6	12	35	48			
	48/60	20	20	125	20.6	25	48	60	FGD400R-04 FGM400R-04	M6 × 25	L5.0
	60/75	20	20	125	20.6	25	60	75			
	75/100	20	20	125	20.6	25	75	100			
	100/140	20	20	125	20.6	25	100	140			
	425R-25/30	25	25	150	25.6	12	25	30	FMM400R-04	M6 × 25	L5.0
	30/35	25	25	150	25.6	12	30	35			
	35/48	25	25	150	25.6	12	35	48			
	48/60	25	25	150	25.6	25	48	60	FGD400R-04 FGM400R-04	M6 × 25	L5.0
	60/75	25	25	150	25.6	25	60	75			
	75/100	25	25	150	25.6	25	75	100			
	100/140	25	25	150	25.6	25	100	140			
	520R-25/30	20	20	125	20.6	12	25	30	FMM500R-04	M6 × 25	L5.0



槽刀

FGHH/FGVH

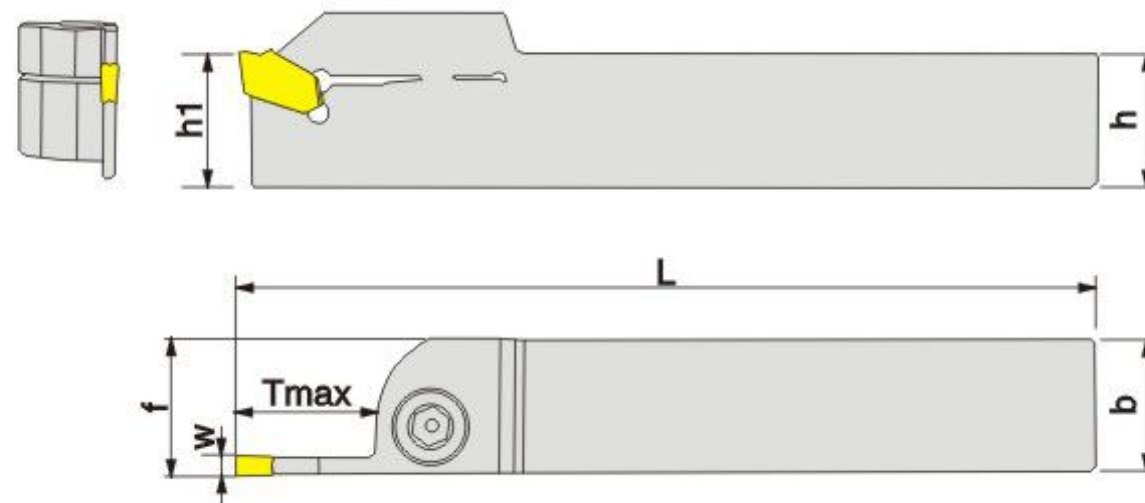
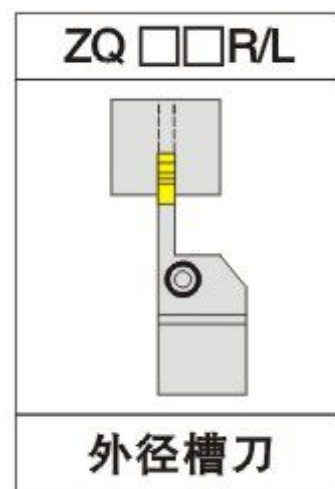


参考	刀杆形状		适用条件						适用刀片	配件	
注释			宽槽, 深槽加工								
			(mm)								
型号	H(h)	W	L	S	T <sub>最大</sub>	最大	最小		螺丝	扳手	
FGHH/FGVH	30/35	20	20	125	20.6	12	30	35	FMM500R-04	M6 × 25	L5.0
	35/40	20	20	125	20.6	20	35	40			
	40/48	20	20	125	20.6	20	40	48			
	48/60	20	20	125	20.6	25	48	60			
	60/75	20	20	125	20.6	25	60	75	FGD500R-04 FGM500R-04		
	75/140	20	20	125	20.6	25	75	100			
	100/140	20	20	125	20.6	25	100	140			
	525R-25/30	25	25	150	25.6	12	25	30			
	30/35	25	25	150	25.6	12	30	35	FMM500R-04		
	35/40	25	25	150	25.6	20	35	40			
	40/48	25	25	150	25.6	20	40	48			
	48/60	25	25	150	25.6	25	48	60			
	60/75	25	25	150	25.6	25	60	75	FGD500R-04 FGM500R-04		
	75/140	25	25	150	25.6	25	75	100			
	100/140	25	25	150	25.6	25	100	140			



槽刀

ZQ□□R/L

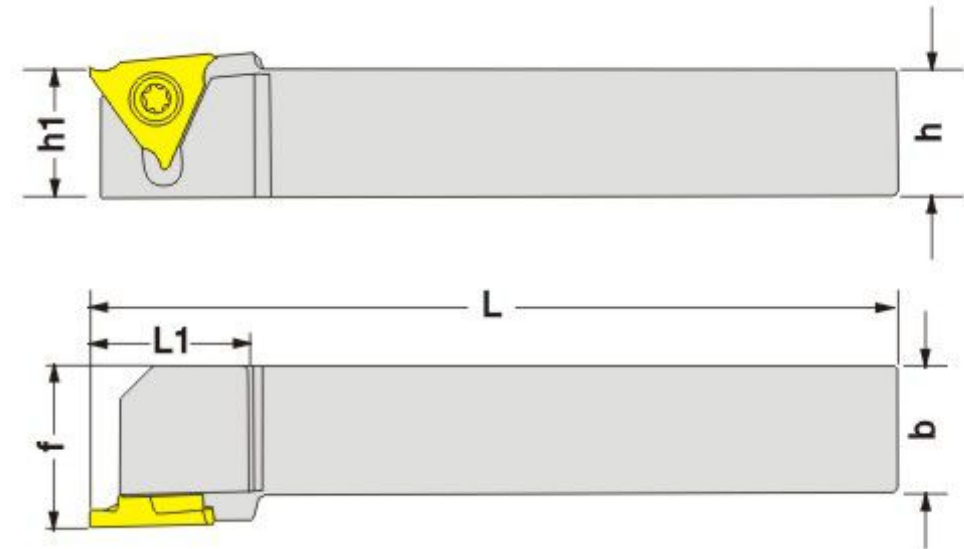
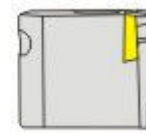
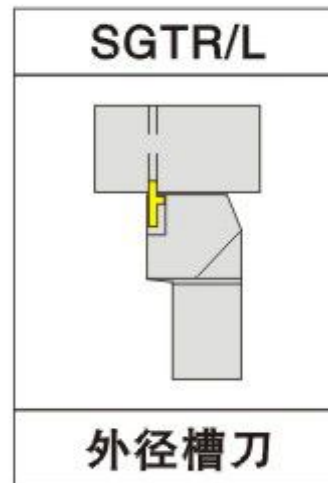


参考	刀杆形状		适用条件					适用刀片	配件	
注释			宽槽, 深槽加工						 螺丝	 扳手
			(mm)							
型号	w	b	h	L	h1	f	Tmax			
ZQ1616R/L-03	3.125	16	16	100	16	16.4	18			
ZQ2020R/L-03	3.125	20	20	125	20	20.4	20	SP300	M5 × 25	L4
ZQ2525R/L-03	3.125	25	25	150	25	25.4	20			
ZQ3225R/L-03	3.125	25	32	170	32	25.4	25			
ZQ1616R/L-04	4.125	16	16	100	16	16.4	18			
ZQ2020R/L-04	4.125	20	20	125	20	20.4	20	SP400	M6 × 25	L5
ZQ2525R/L-04	4.125	25	25	150	25	25.4	20			
ZQ3225R/L-04	4.125	32	32	170	32	25.4	25			
ZQ2525R/L-05	5.125	25	25	150	25	25.5	25	SP500	M6 × 25	L5
ZQ3232R/L-05	5.125	32	32	170	32	32.5	25			
ZQ2525R/L-06	6.4	25	25	150	25	25.5	32	SP600	M6 × 25	L5
ZQ3232R/L-06	6.4	32	32	170	32	32.5	32			



槽刀

SGTR/L



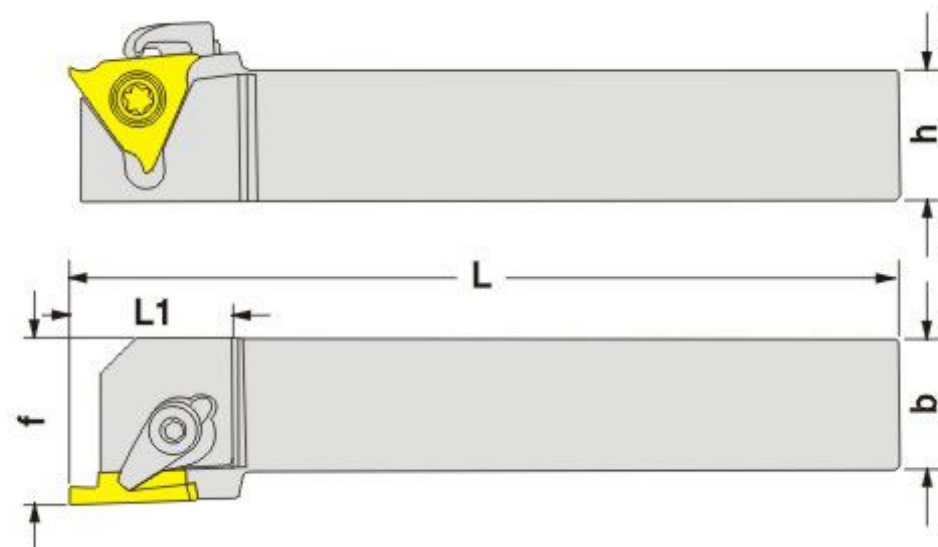
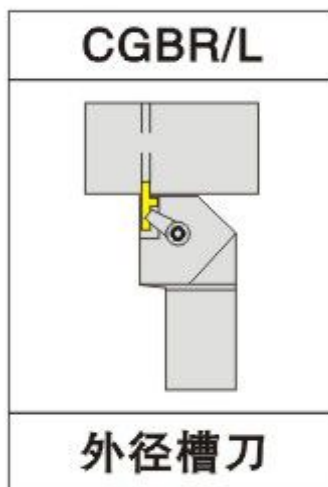
型号	刀片	适用条件							配件	
		w	b	h	L	L1	h1	f	 螺丝	 扳手
SGTR/L1616H16	GTR/L32	0.33-2.5	16	16	100	22	16	20	M4 × 10	T15
SGTR/L2020K16		0.33-2.5	20	20	125	26	20	25		
SGTR/L2525M16		0.33-2.5	25	25	150	26	25	32		
SGTR/L2020K22-1	GTR/L43125-185	1.25-1.85	20	20	125	26	20	25	M5 × 12	T20
SGTR/L2020K22-2	GTR/L43200-280	2.0-2.8	20	20	125	26	20	25		
SGTR/L2020K22-3	GTR/L43300-450	3.0-4.5	20	20	125	26	20	25		
SGTR/L2525M22-1	GTR/L43125-185	1.25-1.85	25	25	150	26	25	32		
SGTR/L2525M22-2	GTR/L43200-280	2.0-2.8	25	25	150	26	25	32		
SGTR/L2525M22-3	GTR/L43300-450	3.0-4.5	25	25	150	26	25	32		



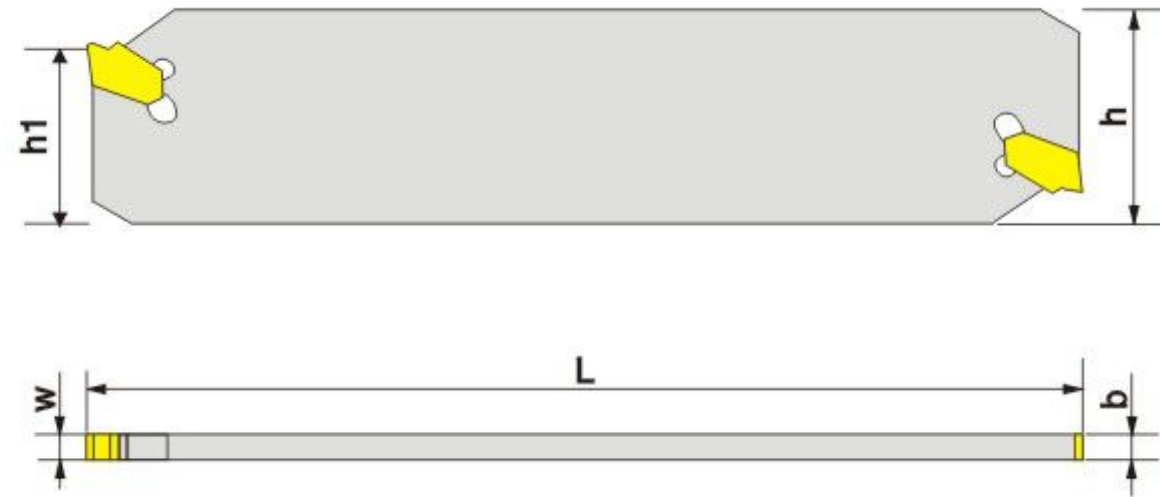
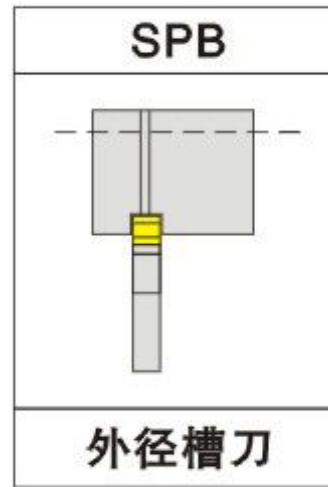


槽刀

**CGBR/L**



参考	刀杆形状		适用条件					适用刀片	配件			
注释			宽槽, 深槽加工									
	(mm)											
型号	w	b	h	L	L1	h1	f		压板	螺丝	扳手	
CGBR/L1616H16	0.5-2.5	16	16	100	22	16	20	GB32R/L	HL1808	M3.5 × 10 ML0520	T20 L2.5	
CGBR/L2020K16	0.5-2.5	20	20	125	26	20	25					
CGBR/L2525M16	0.5-2.5	25	25	150	26	25	32					
CGBR/L2020K22-1	1.25-1.85	20	20	125	26	20	25	GB43R/L125-185	HL1808	M5 × 12 ML0520	T20 L2.5	
CGBR/L2020K22-2	2.0-2.8	20	20	125	26	20	25	GB43R/L200-280				
CGBR/L2020K22-3	3.0-4.5	20	20	125	26	20	25	GB43R/L300-450				
CGBR/L2525M22-1	1.25-1.85	25	25	150	26	25	32	GB43R/L125-185				
CGBR/L2525M22-2	2.0-2.8	25	25	150	26	25	32	GB43R/L200-280				
CGBR/L2525M22-3	3.0-4.5	25	25	150	26	25	32	GB43R/L300-450				



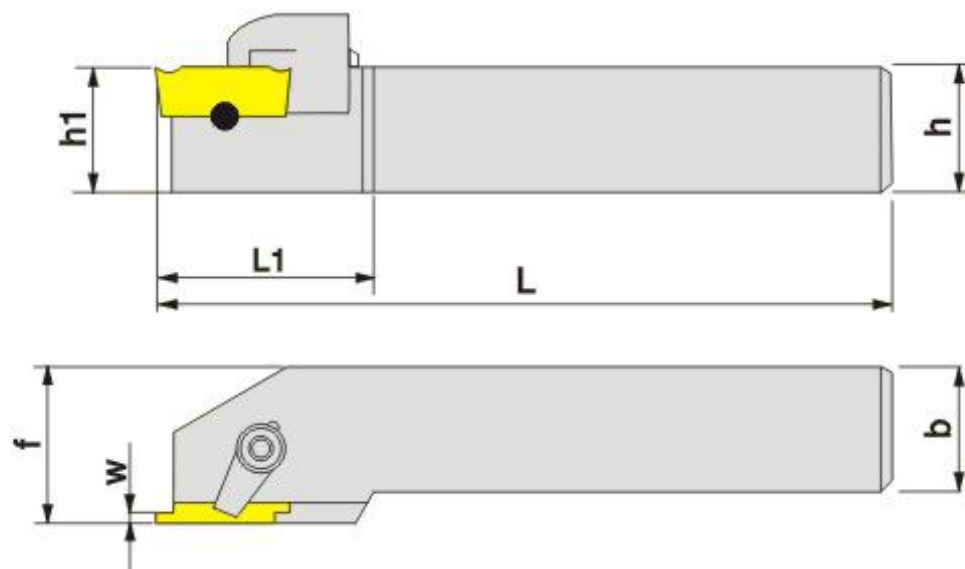
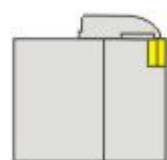
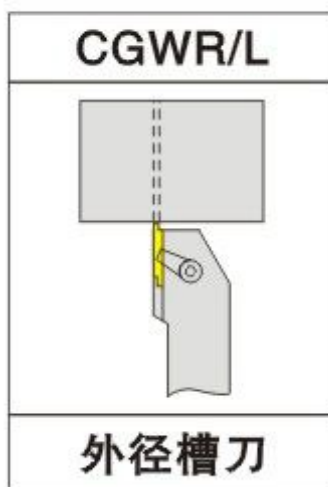
型号	刀片	规格				
		w	b	h	L	h1
SPB26-2	SP200,200R/L	2	1.6	26	26	21
SPB26-3	ZQM × 3N-11-1E SP300,300R/L	3	2.4	26	26	21
SPB26-4	ZQM × 4N-11-1E SP400,400R/L	4	3.2	26	26	21
SPB26-5	ZQM × 5N-11-1E SP500,500R/L	5	4.2	26	26	21
SPB32-2	SP200,200R/L	2	1.6	32	32	27
SPB32-3	ZQM × 3N-11-1E SP300,300R/L	3	2.4	32	32	27
SPB32-4	ZQM × 4N-11-1E SP400,400R/L	4	3.2	32	32	27
SPB32-5	ZQM × 5N-11-1E SP500,500R/L	5	4.2	32	32	27
SPB32-6	ZQM × 6N-11-1E SP600,600R/L	6	5.2	32	32	27





槽刀

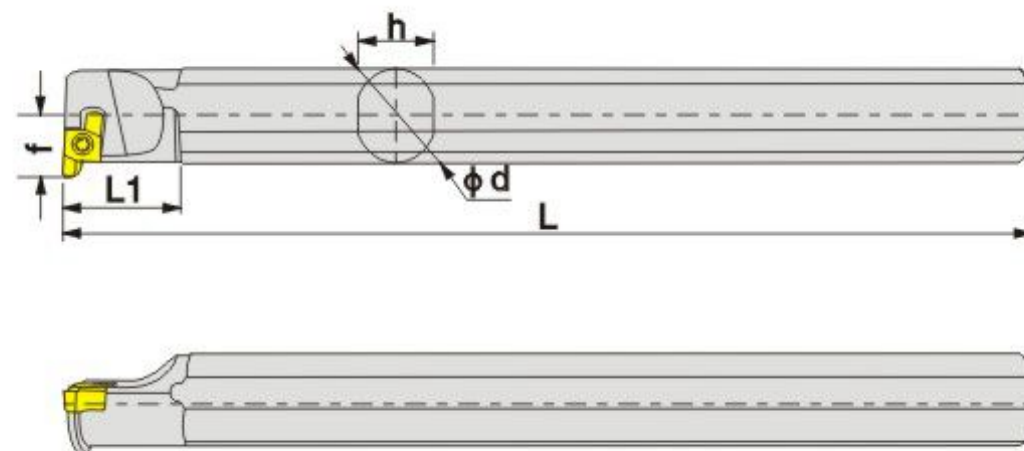
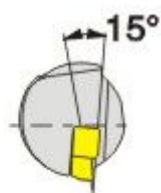
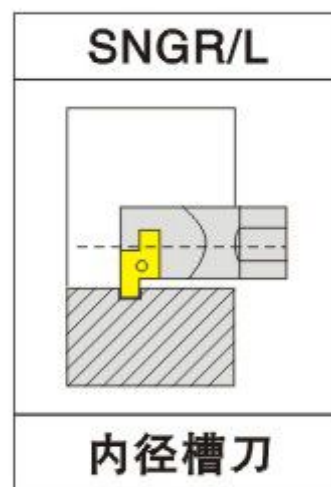
**CGWR/L**



参考	刀杆形状		适用条件					适用刀片	配件		
注释			宽槽, 深槽加工								
型号	w	b	h	L	L1	h1	f		压板	螺丝	扳手
CGWR/L1616-3	1.1-3.0	16	16	100	22	16	20		GW110-300R/L	HL1810	ML0520
CGWR/L2020-3	1.1-3.0	20	20	125	22	20	25				
CGWR/L2525-3	1.1-3.0	25	25	150	22	25	32	GW315-500R/L	HL1810	ML0520	L2.5
CGWR/L2020-5	3.15-5.0	20	20	125	28	20	25				
CGWR/L2525-5	3.15-5.0	25	25	150	28	25	32	GW600-800R/L	HL1810	ML0520	L2.5
CGWR/L3232-5	3.15-5.0	32	32	170	28	32	40				
CGWR/L2525-8	6.0-8.0	25	25	150	32	25	32	GW600-800R/L	HL1810	ML0520	L2.5
CGWR/L3232-8	6.0-8.0	32	32	170	32	32	40				

槽刀

SNGR/L



型号	刀片	适用条件						配件	
		Tmax	$\phi d$	F	L1	L	H	螺丝	扳手
S08H-SNGR/L06	6GR/L	2	8	4.7	15	100	7	M2.2×4	T7
S08H-SNGR/L07	7GR/L	2	8	5.8	15	100	7	M2.5×6	T7
S10K-SNGR/L07	7GR/L	2	10	6.8	15	125	8	M2.5×6	T7
S10K-SNGR/L08	8GR/L	3.5	10	7.6	20	125	8	M2.5×6	T7
S12M-SNGR/L08	8GR/L	3.5	12	8.6	20	150	11	M2.5×6	T7
S16Q-SNGR/L09	9GR/L	3.5	16	11.6	20	180	14.8	M2.5×6	T8
S20R-SNGR/L09	9GR/L	3.5	20	13.6	20	200	18.4	M2.5×6	T8
H08H-SNGR/L06	6GR/L	2	8	4.7	15	100	7	M2.2×4	T7
H08H-SNGR/L07	7GR/L	2	8	5.8	15	100	7	M2.5×6	T7
H10K-SNGR/L07	7GR/L	2	10	6.8	15	125	8	M2.5×6	T7
H10K-SNGR/L08	8GR/L	3.5	10	7.6	20	125	8	M2.5×6	T7
H12M-SNGR/L08	8GR/L	3.5	12	8.6	20	150	11	M2.5×6	T7
H16Q-SNGR/L09	9GR/L	3.5	16	11.6	20	180	14.8	M2.5×6	T8
H20R-SNGR/L09	9GR/L	3.5	20	13.6	20	200	18.4	M2.5×6	T8