

T-shirt Quilts are available in five standard sizes:

- Throw
- Twin
- Full/Double
- Queen
- King

Our standard-sized quilts contain as few as 12 shirt panels and up to 36 shirt panels.

All quilt prices include:

- Backing (100% Cotton - Quilt Shop Quality)
- Sashing (1.5 Inches)
- Border (2.0 Inches)
- Binding (French Binding 2.25 Inches - hand sewn on the back)
- Batting (80/20 Warm and Natural)

All T-Shirts are stabilized with interfacing and most importantly, quilted with a basic meander pattern or swirl pattern on a Gammil Statler Stitch Longarm quilting machine.


T-Shirt Quilts take a minimum of 4 weeks to be completed. Shipping (USPS) is not included in the listed prices. Shipping costs \$25.

**50% DEPOSIT DUE ONCE WE RECEIVE YOUR T-SHIRTS (YOU WILL RECEIVE AN INVOICE). REMAINDER MONEY DUE PRIOR TO SHIPPING T-SHIRT QUILT BACK TO YOU.**




**Size** (Block size is 15 inches) and **Price** (additional tax for VA residents):

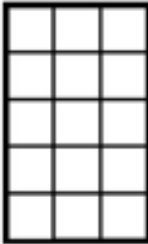
Throw / 4x4 / 12 Shirts / **\$350**




King /6x6 / 36 Shirts / **\$699**



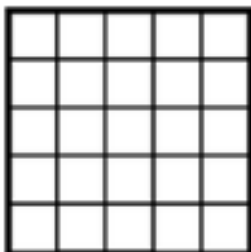
Twin / 3x5/ 15 Shirts / **\$349**



Full/Double / 4x5 / 20 Shirts / **\$449**



Queen / 5x5 / 25 Shirts / **\$525**



#### INSTRUCTIONS

Before sending us your shirts, please do two things:

1. **Wash your shirts** - Please wash your T-Shirts with detergent only. **DO NOT USE FABRIC SOFTENER!** Fabric softener will compromise the adhesion of the interfacing to your shirts.
2. **Mark your shirts** - Securely mark your shirts with the corresponding blocks on the *grid located on the bottom of the order form* (label the grid with numbers). You may use masking tape, a pinned label or paper to mark your shirts to correspond with the grid. Please indicate which side of the T-Shirt we are using (front/back/both). Also, make sure to write your name inside hem or on tag of each t-shirt. **PLEASE DO NOT PRE-CUT YOUR SHIRTS!**

Getting a good square panel is important to the quality of your quilt. This cannot be accomplished unless the interfacing is applied prior to the final cutting of the shirt square panel.

Simply Patience Boutique

4196 Merchant Plaza, Suite 142 Woodbridge, VA 22192

info@simplypatience.com | 703.586.0591 | www.simplypatience.com



# T-Shirt Quilt Order Form

Please print and mail/deliver with T-Shirts

Name \_\_\_\_\_

Address  
\_\_\_\_\_  
\_\_\_\_\_

Phone \_\_\_\_\_ Cell Phone \_\_\_\_\_

E-Mail Address \_\_\_\_\_

Quilt Size: Throw \_\_\_\_\_ Twin \_\_\_\_\_ Full \_\_\_\_\_ Queen \_\_\_\_\_ King \_\_\_\_\_


Color: Backing Fabric \_\_\_\_\_

Sashing Fabric (between the t-shirt squares) \_\_\_\_\_

Border \_\_\_\_\_

What is the best way to contact you? Phone \_\_\_\_\_ Email \_\_\_\_\_

May we use a photo of your quilt in our advertising? Yes \_\_\_\_\_ No \_\_\_\_\_



## USE THIS GRID TO MARK YOUR T-SHIRTS FOR PLACEMENT.

Place numbers in the blocks to correspond with the numbers labeled on your t-shirts. If you don't have desired placements for your t-shirts please leave this grid blank.