



Calculate Your Reserves Like Never Before

Announcing P2 Managed Reserves

Reporting that took days, can now be done in minutes. The most powerful generation of Reserves management software EVER, delivering business intelligence and insight across your portfolio.



E&P firms must manage their reserves effectively. It's how they are valued. Whether it's the Regulating bodies, outside investors, or lenders, reserves need to be properly accounted for. A reserves management system ties together all your reserves data, captures any edits and changes you make, like escalating a certain amount of BOE from Possible to Probable and is tracked via workflows and immediately auditable. This not only keeps companies SOX compliant and on the right side of the regulators, but helps smaller firms effectively communicate reserves data to lenders and investors without wasting money with consultants to consolidate or audit disparate data sources.

What's more, the failure to report both accurately and clearly can have catastrophic effects on the value and the reputation of a company. However, this task is becoming more complex. Increasing geographic diversity, variety in the nature of reserves (conventional and unconventional) and varied reporting requirements all mean that an operator needs an effective reserves management tool.

Cue P2 Managed Reserves!



P2 Managed Reserves

P2 Managed Reserves is a reliable, single repository that delivers insight and reliable information about your reserves. The technology has a long list of value-added features, but one above all resonates with Reserve Managers. Managed reserves compiles all your data in one OLAP cube which means teams can instantly report on anything you want across your organisation. It integrates with existing production accounting, reservoir engineering and economics systems. Better still, P2 Managed Reserves customers enjoy an easier reporting process and reporting that once took days can now be completed in minutes.

P2 Managed Reserves uncovers great benchmark information on your company's performance, as well as providing the foundation of disclosures to regulators and financial investors.

The first reserves management system ever to offer accurate historical hierarchies, P2 Managed Reserves allows you and your teams to visualise your data in any way that you may need to. This could be from a business unit or regional perspective or at the reservoir level – however you need it.



Know More

Combine reserves and production trends with your economics to maximize the value of your strategic decisions.



Team Up

Set up custom workflows, screens and hierarchies to suit multi-discipline processes across your working group and team.



Look Back

Configure to meet this year's needs, but retain the ability to view your reserves as they appeared in previous years.



See It Live

As you make changes, review them on live embedded charts and maps showing historical, geographical and categorized results.



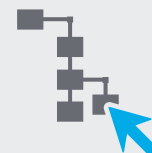
Easy Approvals

Start with a summary BOE and then drill to details as necessary. No email or paper-based workflows required – delegate or digitally approve.



Excel Ready

Round-trip editing of reserves values in Excel. Link your existing spreadsheets into our reserves database.



Multiple Hierarchies

Toggle between which ever perspective you need at that moment.



You Hold the Keys

Your administrator(s) can manage the configuration without consultants.



User Experience

Modern, optimized user interface designed to work the way you do.

“Why do Operators and Government departments need dedicated reserves management systems?”

Spreadsheets have a place, but version control can be an issue and cause misrepresentation. With increasingly stringent reporting regulations and shareholders expecting increasing accurate reports, P2 Managed Reserves reduces your risk of reporting inaccuracies. For central Government departments it also allows teams to perform more accurate valuation of licenses and blocks to be awarded to Operators.

Reserves management technology is driving out uncertainty by providing a collaborative repository that staff can rely upon.



Aids accurate valuation of licenses and blocks.



Improves reporting accuracy.


“How do I choose the right solution? What are some of the key features to look out for?”

- Integration with economic systems is one of the most crucial elements to a reserves management solution. Most major economic systems have their own reserves management tools, but these only work well if there is a central repository with a single version of the truth.
- Organisational Collaboration on reserves management is paramount and enables a wide group of stakeholders to have a clear and consistent view of commercially recoverable reserves.
- Audit-ability and the capability to clearly prove your 1P, 2P and 3P classifications should be a vital part of your accounting program. As a part of ongoing reserves management, how the remaining reserves are adjusted and handled compliantly is also a major factor to consider.



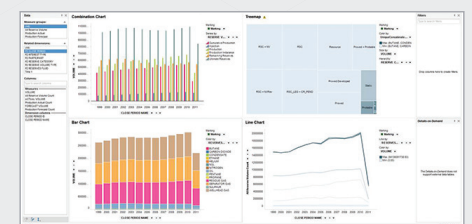
“Why is P2’s solution the best?”

Several Super Majors rely on P2 Managed Reserves today for their reserves management reporting requirements and have confirmed their investment in the very latest version of the technology. A key feature that our customers enjoy is easy reporting capabilities. This reporting can also be done in Excel Pivot Tables, making it even quicker and provides a very familiar working environment for your teams to analyse the data. Helpfully, the integration also extends to a whole host of other tools - Tableau and Spotfire and BI platforms including P2 Explorer.

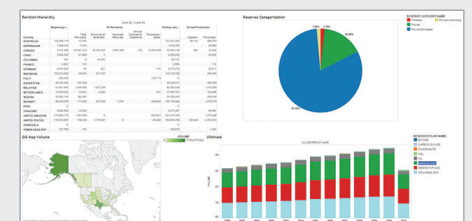


BI Compatible

- Ships with standard reports: WW YE, 10K, ALM, EIA-23, Waterfall chart, Ultimate reserves history trends.
- Cube: future proof, no development needed, end-user skills.
- Great results from just Excel: pivot tables, pivot charts, tabular reports, ad-hoc queries.



Spotfire



Tableau

About P2 Energy Solutions

P2 provides software based solutions to the Oil and Gas Industry. Our solutions are used from Joint Venture start-ups to global deployments with Super Majors and everything in between to connect the upstream value chain and surface insights that drive the most effective operations. P2 customers are some of the most competitive operators in the world because they can easily visualise every area of their business with P2 technology.

1500+ customers across the globe have chosen P2 as the answer to some of their most consistent challenges and goals.

These challenges include:

Cost Control - Confident management of the complex operational and financial accounting requirements to facilitate a quick start up, manage day-to-day operations, plus provide appropriate transparency to their board and partners.

[P2 Product Solution: IDEAS](#)

Safety - A clear demonstration of safe operations and strict compliance to local and international HSE requirements.

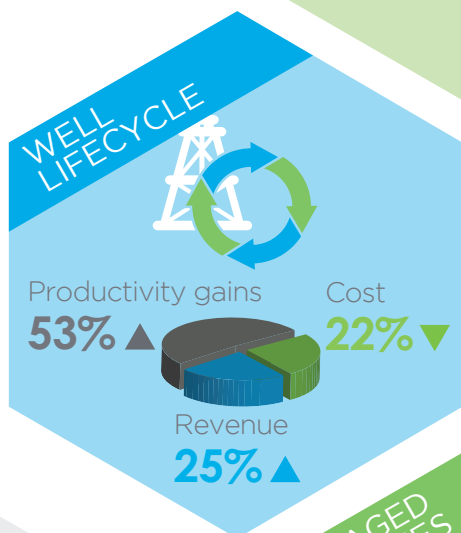
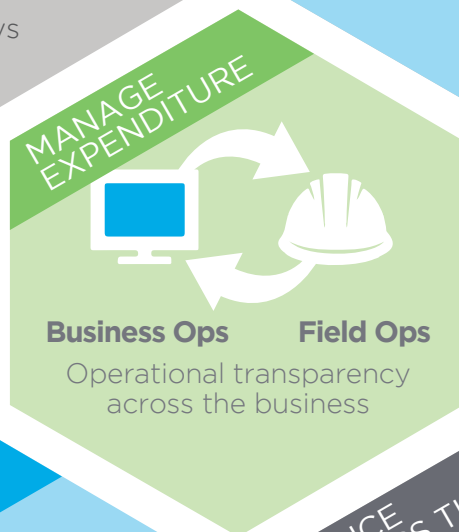
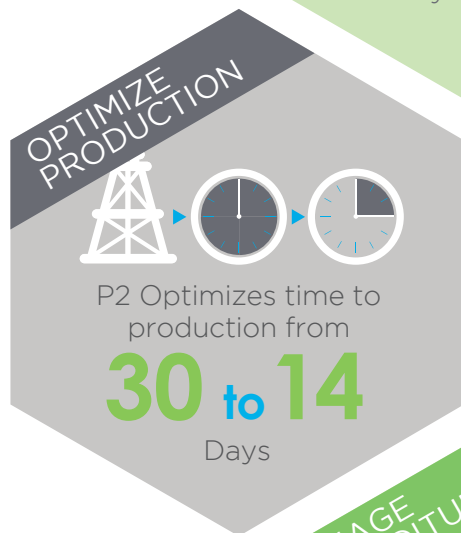
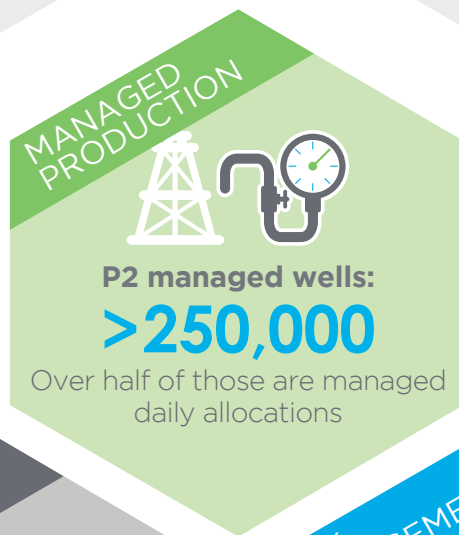
[P2 Product Solution: Beyond Compliance](#)

Operational Efficiency - Structurally breaking down organisational silos of data and providing information in an integrated manner that can be used to make the very best decisions.

[P2 Product Solution: Wellcore, Production Operations](#)

Reserves Management - Ability to more quickly and accurately, collate data in order to value every asset.

[P2 Product Solution: Managed Reserves](#)





Managed Reserves Customer Footprint

43 Billion

combined BOE under management.

The possibilities are vast. Imagine how much clearer things could be at your organization with P2 Managed Reserves!

Contact emea@p2energysolutions.com to arrange a free demonstration or to find out more about P2's unique and specific technology which is used at upstream oil and gas companies the world over.

 **P2**® EMPOWERING THE PEOPLE
WHO POWER THE WORLD

www.p2energysolutions.com

London | Tunis | Dubai | Singapore | Perth | Bangkok
Denver | Houston | Calgary | Bogotá