

Prognosis



Portfolio Health:
STRONG

- Your current portfolio health is **STRONG**, as measured by the Chaikin Power Gauge.
- 39%** of your stocks are likely to outperform the market over the next 3-6 months.
- 48 of your 123 stocks are rated **Bullish or Very Bullish**.
- 6 of your stocks are **Bearish** : **BRO, GLRE, HCC** and 3 more.



Last Week In Your Portfolio

The S&P was **UP 3.25%** last week. Your stocks were **UP** an average of **3.83%**



MBI	UAM	GNW
+15.70%	+14.91%	+14.86%



OXBR	CI	EHTH
-1.85%	-1.60%	-1.26%

Power Gauge Alerts



These stocks turned Bullish

AHL	SAFT	AFSI
FNHC	FAF	GNW
HIG	CISG	FFG









These stocks turned Bearish







HCC

Earnings Surprises

No bullish and bearish surprises last week

Estimate Revisions

Symbol	Curr	Prev	Difference
 UIHC	0.22	0.15	+46.67% 
 AHL	0.63	0.35	+80.00% 
 FNHC	0.29	0.16	+81.25% 

Symbol	Curr	Prev	Difference
 MHLD	0.28	0.32	-12.50% 
 TPRE	-1.93	0.53	-464.15% 
 XL	0.58	0.62	-6.45% 


Earnings Reports This Week

Mon. 10/12 : NONE

Tue. 10/13 : NONE

Wed. 10/14 : NONE

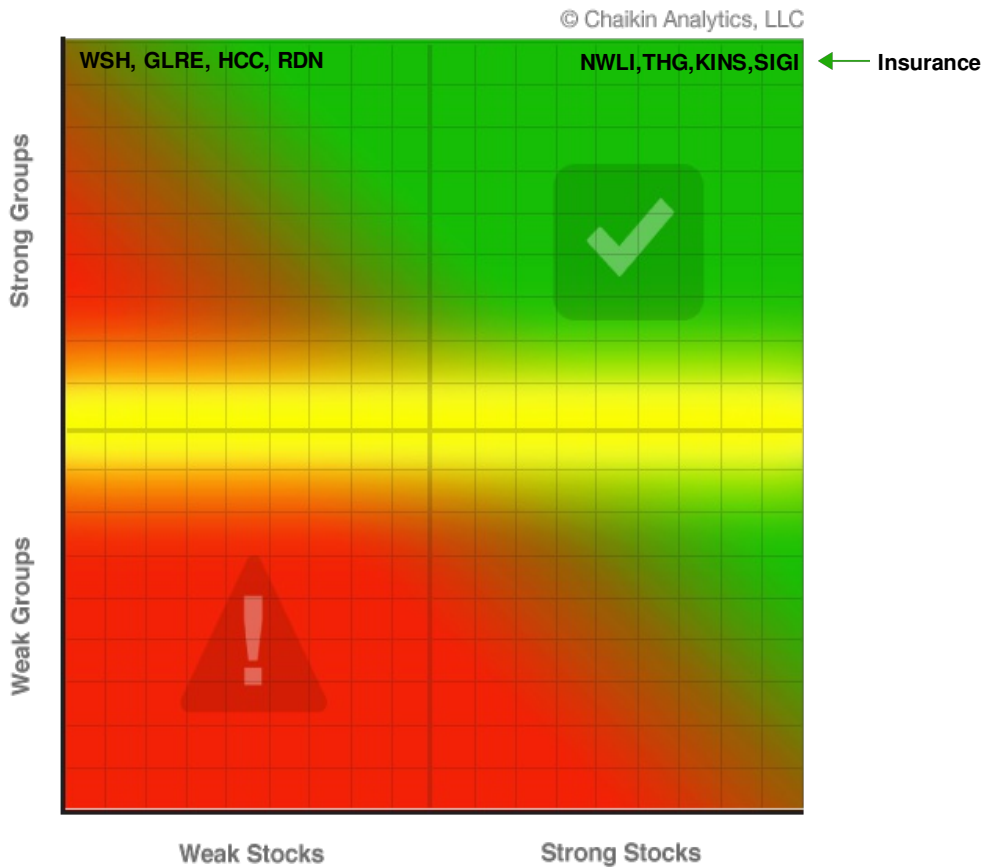
Thu. 10/15 : NONE

Fri. 10/16 :  PGR

Industry Group Breakdown

CHAIKIN POWER GRID

Holding strong stocks in strong Industry Groups can help improve your investment results. In the following display, Industry Groups are ordered strongest to weakest. Note: not all of your stocks are shown.



POTENTIAL SWAPS

You may want to consider swapping the following weak stocks for stronger stocks within the same Industry.



Consider swapping stocks in weak Industry Groups for stocks in stronger Industry Groups. Here are the strongest Industry Groups within the Chaikin system.



BULLISH

1 Week % Price Change.

 AAME	Atlantic Amercn	4.13	+2.23%	 HIG	Hartford Fin Sv	46.88	+2.11%
 ACE	Ace Limited	106.47	+3.65%	 HIQ	Health Ins Inn	4.74	+1.28%
 AFG	Amer Finl Group	71.14	+2.68%	 IHC	Indep Hldg Co	13.73	+4.97%
 AFL	Aflac Inc	60.76	+3.92%	 IPCC	Infinity Pty	81.67	+1.64%
 AFSI	Amtrust Fin Svc	66.11	+6.66%	 ITIC	Investors Title	73.80	+3.71%
 AGII	Argo Group Intl	60.05	+3.93%	 KCLI	Kansas City Lif	48.19	+2.53%
 AGO	Assured Guarnty	27.34	+8.19%	 KINS	Kingstone Cos	9.05	+3.43%
 AHL	Aspen Ins Hldgs	48.25	+3.61%	 NATL	Natl Interst Cp	28.15	+3.84%
 AIZ	Assurant Inc	80.56	+2.95%	 NAVG	Navigators Grp	81.99	+4.94%
 AMSF	Amerisafe Inc	51.65	+4.85%	 NWLI	Natl Wst Life A	243.62	+9.46%
 ANAT	Amer Nat Insur	100.64	+4.78%	 ORI	Old Rep Intl	16.44	+5.12%
 BCRH	Blue Cap Reinsr	17.26	+1.53%	 PGR	Progressive Cor	32.08	+3.28%
 BWINB	Baldwin&Lyons B	23.04	+5.69%	 PNX	Phoenix Cmpnies	33.95	+3.19%
 CINF	Cincinnati Finl	56.17	+3.90%	 SAFT	Safety Ins Grp	56.94	+6.03%
 CISG	Cninsure In-Adr	8.70	+10.69%	 SIGI	Select Ins Grp	33.81	+7.78%
 CNO	Cno Finl Grp	19.20	+3.17%	 SLF	Sun Life Finl	34.26	+5.87%
 EIG	Employers Hldgs	21.60	+1.50%	 STC	Stewart Info Sv	42.47	+5.12%
 EMCI	Emc Insurance	23.22	+1.75%	 SYA	Symetra Finl Cp	31.71	+0.16%
 FAF	First Amer Finl	40.40	+3.56%	 THG	Hanover Insuran	79.20	+1.76%
 FFG	Fbl Finl Grp-A	63.07	+5.56%	 TRV	Travelers Cos	102.94	+2.91%
 FGL	Fidelity&Guarnt	27.08	+1.84%	 UFCS	United Fire Grp	35.14	+2.36%
 FNHC	Federated Natl	26.12	+8.56%	 UNAM	Unico Amer Corp	10.56	-0.19%
 GNW	Genworth Finl	5.41	+14.86%	 UVE	Univl Insur Hld	33.25	+12.64%
 HALL	Hallmark Finl	12.21	+7.96%	 WRB	Berkley (Wr) Cp	55.56	+2.72%

NEUTRAL




















1 Week % Price Change.

 ACGL	Arch Cap Gp Ltd	75.63	+1.74%	 MFC	Manulife Finl	16.70	+7.40%
 AEG	Aegon N V	6.30	+8.43%	 MHLD	Maiden Holdings	14.61	+5.87%
 AEL	Amer Equity Inv	25.08	+7.78%	 MKL	Markel Corp	817.99	+2.03%
 AFH	Atlas Finl Hldg	19.42	+3.68%	 MMC	Marsh &McLennan	53.44	+1.64%
 AIG	Amer Intl Grp	58.19	+1.75%	 MTG	Mgic Invstmt Cp	9.63	+2.34%
 AJG	Gallagher Arthu	42.56	+1.79%	 NGHC	National Gnl HI	19.49	+4.39%
 ALL	Allstate Corp	60.44	+2.18%	 NMIH	Nmi Holdings-A	7.52	+3.72%
 AMBC	Ambac Finl Grp	16.14	+11.85%	 NSEC	Natl Sec Group	14.40	-1.10%
 AON	Aon Plc	91.29	+1.68%	 OB	Onebeacon Insur	14.40	+2.56%
 AV	Aviva Plc-Adr	14.62	+2.60%	 OXBR	Oxbridge Re Hld	5.83	-1.85%
 AWH	Allied World As	38.82	+1.28%	 PIH	1347 Ppty Insur	7.20	-0.83%
 AXS	Axis Cap Hldgs	53.80	+1.26%	 PRA	Proassurance Cp	50.70	+4.13%
 BRK.B	Berkshire Hth-B	133.03	+2.46%	 PRE	Partnerre Ltd	139.00	+0.25%
 CB	Chubb Corp	125.21	+2.10%	 PRI	Primerica Inc	47.87	+5.12%
 CI	Cigna Corp	136.36	-1.60%	 PRU	Prudential Finl	78.08	+3.55%

Your Stocks







NEUTRAL

1 Week % Price Change.

 CIA	Citizens Inc A	7.90	+10.18%	 PUK	Prudential Plc	46.35	+5.94%
 CNA	Cna Finl Corp	34.75	+1.14%	 RE	Everest Re Ltd	176.88	+1.85%
 DGICA	Donegal Grp -A	14.08	+2.33%	 RGA	Reinsurance Grp	92.21	+2.33%
 EHTH	Ehealth Inc	12.57	-1.26%	 RLI	Rli Corp	55.44	+3.80%
 ENH	Endurance Spty	62.51	+1.77%	 RNR	Renaissancere	107.79	+0.64%
 ERIE	Erie Indemnity	84.49	+3.76%	 SFG	Stancorp Fnl Cp	114.78	+0.32%
 ESGR	Enstar Group Lt	153.04	+3.66%	 SNFCA	Sec Natl Finl A	6.48	+5.54%
 FAC	First Acceptnc	2.70	+5.88%	 STFC	State Auto Finl	24.13	+7.58%
 FNF	Fnf Group	36.39	-0.19%	 TIPT	Tiptree Finl	6.37	+3.41%
 GBLI	Global Indemnty	26.76	+5.52%	 TMK	Torchmark Corp	57.90	+2.46%
 HCI	Hci Group Inc	39.94	+8.39%	 TPRE	Third Pt Reinsr	13.44	+1.90%
 HMN	Horace Mann Eds	34.69	+5.47%	 UAM	Univl American	7.94	+14.91%
 ING	Ing Groep-Adr	14.44	-0.14%	 UIHC	Utd Insurance	14.49	+11.38%
 KFS	Kingsway Finl	4.57	+0.22%	 UNM	Unum Group	32.97	+3.19%
 KMPR	Kemper Corp	36.55	+4.43%	 VOYA	Voya Financial	40.15	+3.03%
 L	Loews Corp	36.29	+2.08%	 VR	Validus Holding	44.22	-0.79%
 LFC	China Life Ins	18.97	+4.69%	 WTM	White Mtn Ins	760.00	+2.29%
 LNC	Lincoln Natl-In	49.47	+4.83%	 XL	XI Group Plc	36.99	+1.93%
 MBI	Mbia Inc	7.15	+15.70%	 Y	Alleghany Corp	479.92	+1.09%
 MET	Metlife Inc	48.39	+3.02%				

BEARISH

1 Week % Price Change.

 BRO	Brown & Brown	31.97	+2.83%	 MCY	Mercury Genl Cp	51.65	+4.66%
 GLRE	Greenlight Cap	24.68	+6.79%	 RDN	Radian Grp Inc	16.73	+3.98%
 HCC	Hcc Ins Hldgs	77.70	+0.12%	 WSH	Willis Gp Hldgs	42.11	+1.49%

[Your Guide to Portfolio Health Check.](#)

Disclaimer: Chaikin Analytics(CA) is not registered as a securities broker dealer or investment advisor with either the U.S. Securities and Exchange Commission or with any state securities regulatory authority. The information presented in our reports does not represent a recommendation to buy or sell stocks or any financial instrument nor is it intended as an endorsement of any security or investment. The information in this report does not take into account an individual's specific financial situation. The user bears complete responsibility for their own investment research and should consult with their financial advisor before making buy/sell decisions. For more information, see [disclaimer](#).

Data Provided by ZACKS Investment Research, Inc., www.zacks.com

