



Assignment 3 ClassDojo

Student name	ID
Fatima Esa	19950191
Nada Ali	20062718
Samah Aljafen	20071816

❖ **Positive Classroom Behaviors:**

1. Participate in class activities: Participate responsibly in any classroom activities and discussions
2. Effective group member : cooperate in group work, complete the given task on time, share with others and respect
3. Always prepared: Bring all required materials to class each day for example: books, folders, pens, pencils, homework, review sheet and anything else
4. Best student in the lesson: give the teacher full attention, follow instructions the first time they are given, raise his hand to speak, preparing for the lesson and show positive discipline.
5. Work hard: Show effort in completing given task, doing homework and activities.
6. Stay on Task: Engage in what is going on in the classroom, keep attention to the teacher, completing any given task.
7. Help Fellow Classmates: provide help to other students whenever they need or ask.
8. Small teacher: Assists the teacher with instructional responsibilities during or after the lesson, for example helping other student to complete task or provide them with more explanation about the lesson.

❖ **Negative Classroom Behaviors:**

1. Disrespect: Using impolite or inappropriate language, talking with loud voice or without permission, moving without permission
2. Off task: Not doing the required task assigned from the teacher.
3. Sleep in the class.
4. No homework: coming to the class without completing the given homework or task.
5. Talking out of turn: talking without permission or interrupt the teacher or other students.
6. Unprepared: attend the class without bringing the required material or without studying or forget to do homework or any assigned task from the teacher.

❖ **Criteria for student of the month:**

1. Class attendance: the student must attend all the classes.
2. Class participation: student must participate in class positively and effectively.
3. Academic: student must get high marks in all the tests and class works.
4. Discipline: student must show a disciplined behavior with the teacher and the students.

❖ Screenshot Implementation:

Communicating with the parents:

2/7

تفاصيل الصف الطلاب أولياء الأمور تصرفات تقاسم

قمت بالاحتصال 3 من 18 الآباء والأمهات

قم بتحميل وطباعة جميع الدعوات

قم بتحميل لغة أخرى

الأصل في سبيكة أحمد	أدخل عنوان البريد الإلكتروني الخاص بالوالد	قم بدعوة
الأصل في شيماء جاسم	أدخل عنوان البريد الإلكتروني الخاص بالوالد	قم بدعوة
الأصل في صبيحة أحمد	أدخل عنوان البريد الإلكتروني الخاص بالوالد	قم بدعوة
الأصل في عائشة حمود	أدخل عنوان البريد الإلكتروني الخاص بالوالد	قم بدعوة
الأصل في عائشة عفيف	أدخل عنوان البريد الإلكتروني الخاص بالوالد	قم بدعوة

آخر زيارة: ١٥ نوفمبر ٢٠١٥ - latifa250@yahoo.com

Students' registration:

2/7

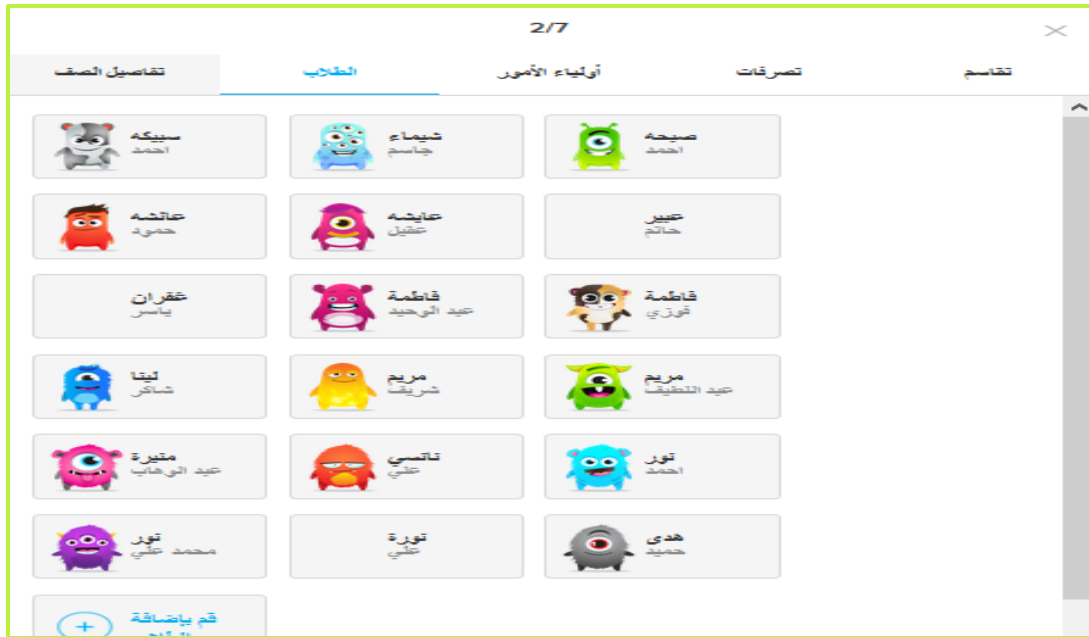
تفاصيل الصف الطلاب أولياء الأمور تصرفات تقاسم

تسجيل

اسم الفصل 2/7

الصف الصف الثاني

Students:



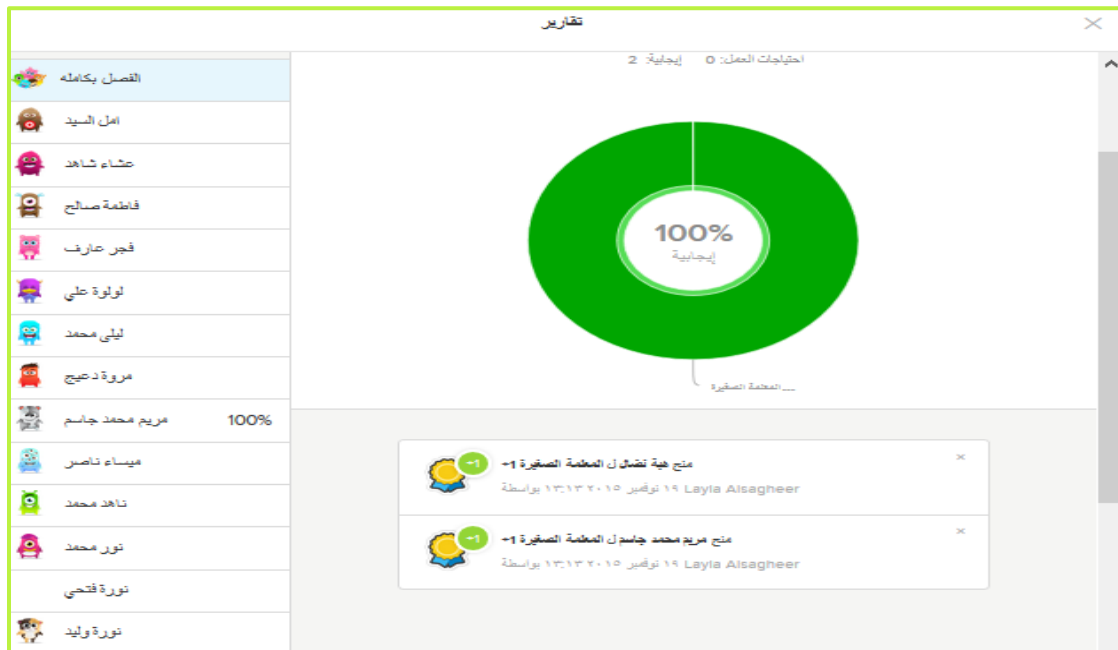
Positive points:



Negative points:



Reports:

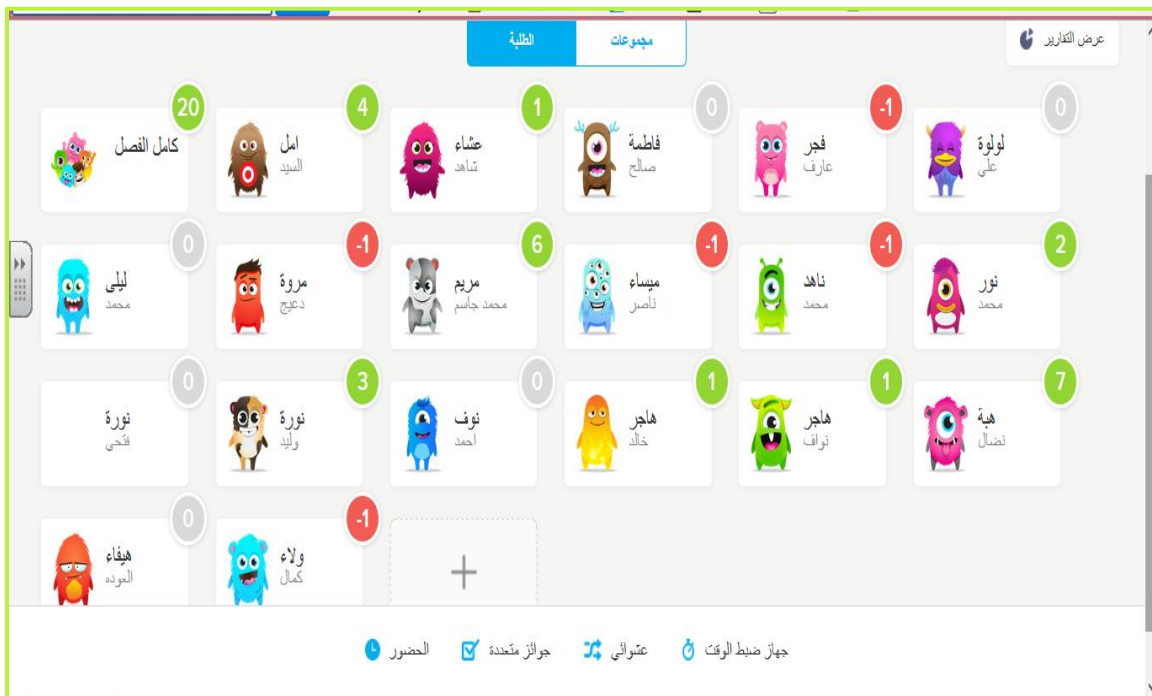


Class Groups:

This screenshot shows a digital classroom interface with a grid of class groups. At the top, there are two tabs: 'الطلبة' (Students) and 'مجموعات' (Groups), with 'مجموعات' being the active tab. A button 'عرض التقارير' (View Reports) is in the top right. The grid contains six groups, each with a unique set of colorful cartoon characters and a score in a green circle: 'Angels' (0), 'HardWare' (0), 'الأميرات' (2), 'العقول النيرة' (1), 'عبقريات الحاسوب' (0), and 'مبدعات الحاسوب' (0). A dashed box with a plus sign is at the bottom right of the grid. At the bottom, there are four icons with labels: 'الحضور' (Attendance), 'جوائز متحدة' (United Awards), 'عشوائي' (Random), and 'جهاز ضبط الوقت' (Time Control Device).

This screenshot shows a similar digital classroom interface. The top navigation bar includes 'صفوفك' (Your Classes), 'حجرة الدراسة' (Classroom), 'Class Story', 'رسائل' (Messages), and 'الإعدادات' (Settings). The 'مجموعات' (Groups) tab is active. The grid displays six groups with English names and scores: 'Audacity' (0), 'CHROM' (1), 'DREAMWAVER' (0), 'FIRFOX' (0), 'INTERNET EXPLORER' (3), and 'MOVIE MAKER' (2). A dashed box with a plus sign is at the bottom right. The bottom bar features the same four icons: 'الحضور' (Attendance), 'جوائز متحدة' (United Awards), 'عشوائي' (Random), and 'جهاز ضبط الوقت' (Time Control Device).

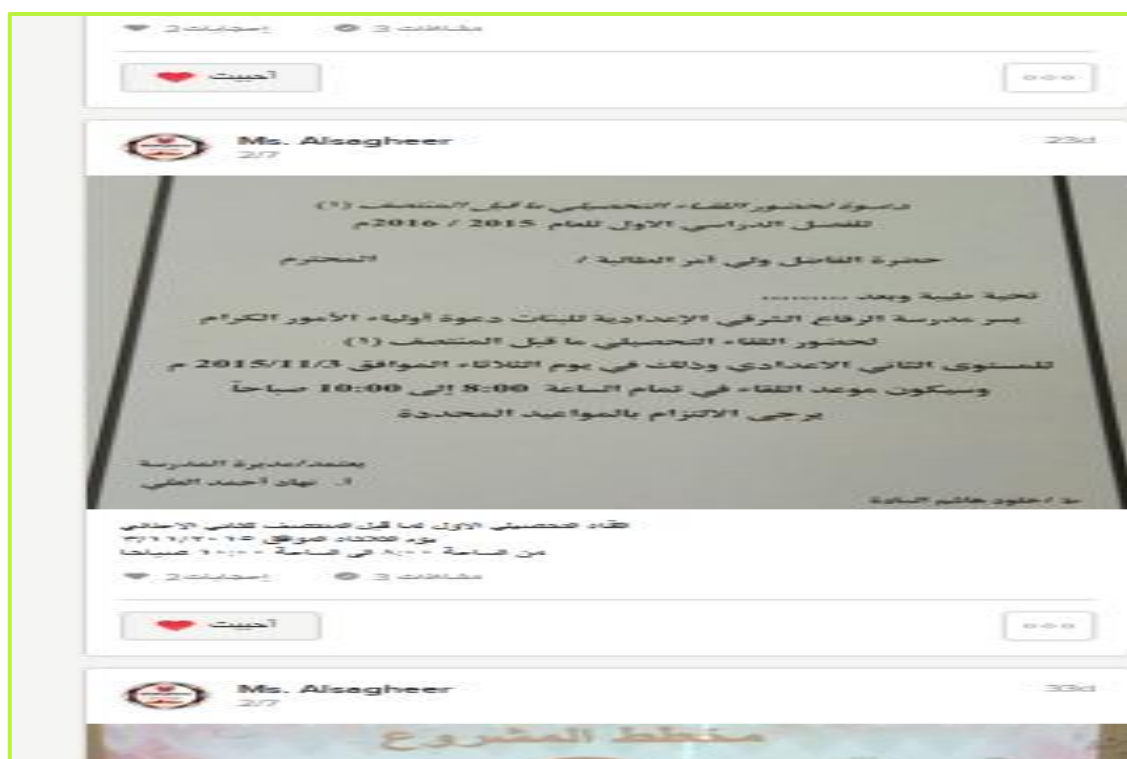
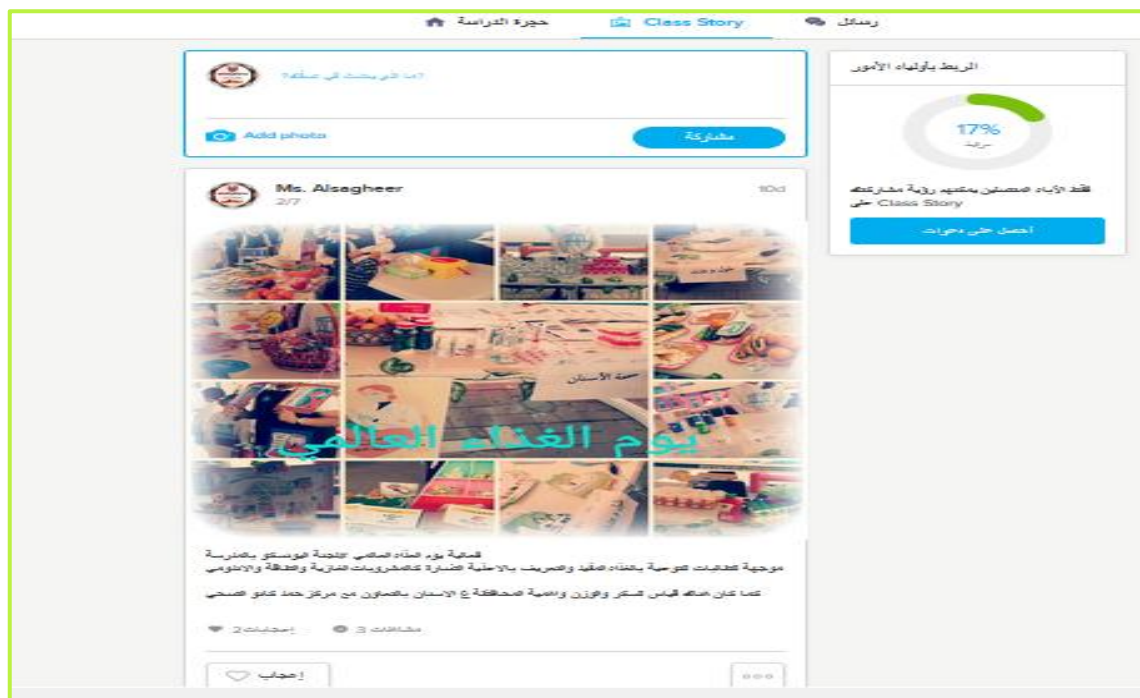
Using ClassDojo in class:



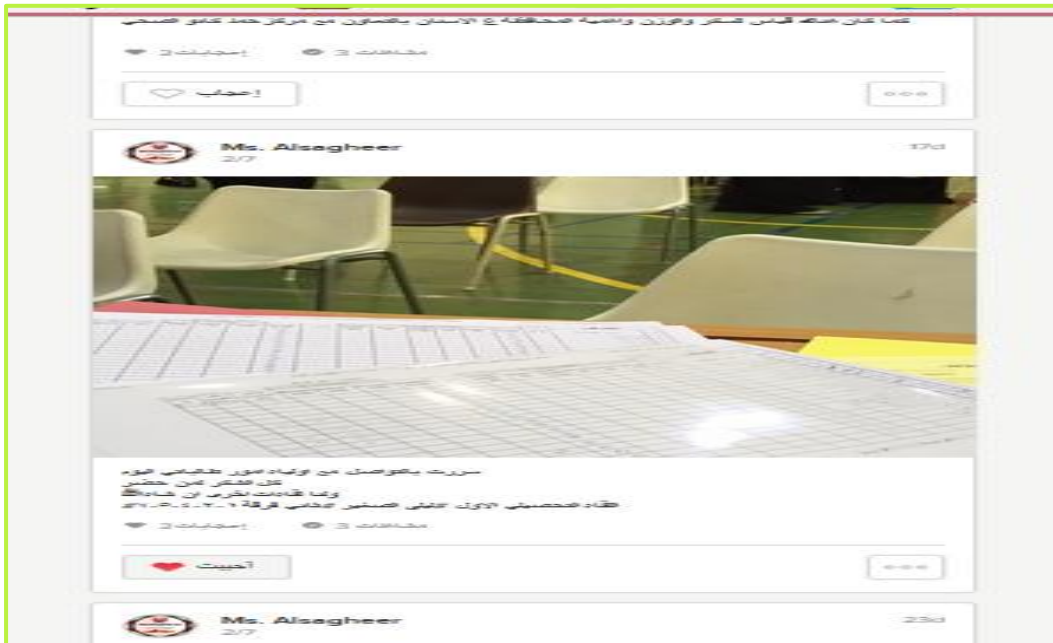
Classes:



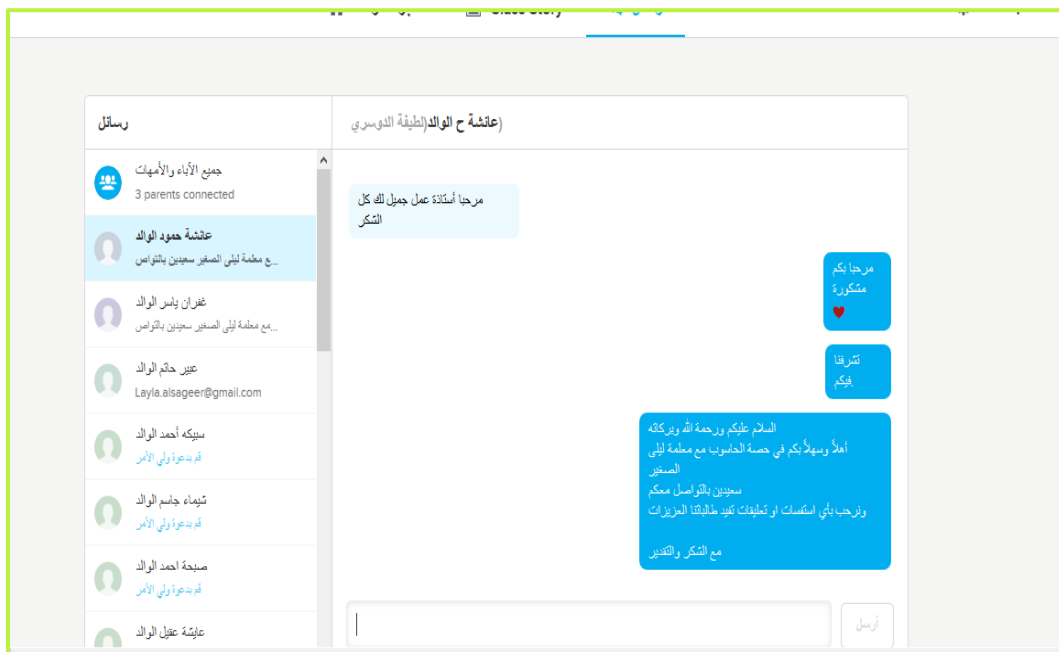
Class story:



Class Story:



Communicating with the parents:



Parents' reports:

تقارير

فاطمة عبد الوحيد

100%

فاطمة فوزي

لينا شاكر

مريم شريف

100%

مريم عبد اللطيف

منيرة عبد الوهاب

100%

نانسي علي

نور احمد

نور محمد علي

100%

الأصل في عائشة حمود

أدخل عنوان البريد الإلكتروني الخاص بالوالد

قم بدعوة

latifa250@yahoo.com

آخر زيارة: ١٥ نوفمبر ٢٠١٥

الأصل في عائشة عقيل

أدخل عنوان البريد الإلكتروني الخاص بالوالد

قم بدعوة

الأصل في عبيد حاتم

أدخل عنوان البريد الإلكتروني الخاص بالوالد

قم بدعوة

hatoome2@hotmail.com

آخر زيارة: ١٠ نوفمبر ٢٠١٥

الأصل في غفران ياسر

أدخل عنوان البريد الإلكتروني الخاص بالوالد

قم بدعوة

ammad301@gmail.com

آخر زيارة: البارحة

الأصل في فاطمة عبد الوحيد

أدخل عنوان البريد الإلكتروني الخاص بالوالد

قم بدعوة

❖ **Reflection:**

ClassDojo is a class management platform, for teachers, students, and parents. ClassDojo enables the teachers to manage their classes. Teachers can encourage acceptable behaviors, discourage unacceptable ones, provide an instant feedback, and stay in touch with parents.

ClassDojo is a fun and an easy to use class management platform, the interface, bright colors, avatars, and the fun graphics facilitates the tracking and the reporting of the students' growth. It gives a precise look at the students' gained social skills and behaviors throughout the course. In addition, the useful reports for the parents show the students' performance in class.

As impressive as it seems, ClassDojo, when first implemented, can be a bit of a time consuming chore. For example: outlining the points where the students will be gaining or losing marks, including the details in the students' reports. Another important issue to keep in mind is that ClassDojo is a class management tool not a demonstration tool, thus, the teacher will have to switch between the two applications to manage the class and to deliver the lesson.

Overall, aside from the time consuming issue, ClassDojo can be a great tool for managing the class, overseeing the students' growth, and staying connected with the parents.