



PAAAP

HIOKI

New

CLAMP ON HiTESTER 3291-50 CLAMP ON LEAK HiTESTER 3293-50

Clamp Testers



The World's First Flip Clamp!

LOOK!

Slim clamp sensor fits in narrow spaces

True-rms measurement provides great accuracy

True RMS

LOOK!

Easy-to-read measurements
Adjustable display angle!

LOOK!

LED backlight provides clear viewing in dim locations



Bright white LEDs!

Powers on when you open the clamp

3291-50 : Load current
3293-50 : Leak current

Convenient pocket-size design

3291-50

3293-50



ISO 9001
JMI-0216



ISO 14001
JQA-E-90091



www.hioki.com

HIOKI company overview, new products, environmental considerations and other information are available on our website.



Flip-type clamp on design delivers the ease-of-use demanded by field technicians

Innovative Concept "Flip" clamp

Have you ever wanted...

- Easy visibility even when clamping in high and low places ?
- Measurement values you can hold for later reading ?
- A clamp sensor that won't break easily when twisted ?



LOOK!

Displayed values automatically invert when flipped open!

You can also push a button to manually invert the display.

Equipped with an innovative display that flips down for easy visibility, the 3291-50 and 3293-50 are designed for efficient measurement of indoor wiring in a variety of environments, from factories, buildings, and offices to residences.



■ Easy measurement of wires on ceilings ■ Easy to see, even on high or low locations

New Design Slim Sensor

Have you ever wanted...

- The ability to clamp even in crowded wiring locations ?
- To have thinner clamp sensors ?

LOOK! Model 3291-50 can clamp on wires spaced only 12.5 mm apart.

At least 12.5 mm between wires

Thin sensors let you clamp easily, even around closely spaced wires.



Sometimes it's easier to clamp the target wire at an angle.

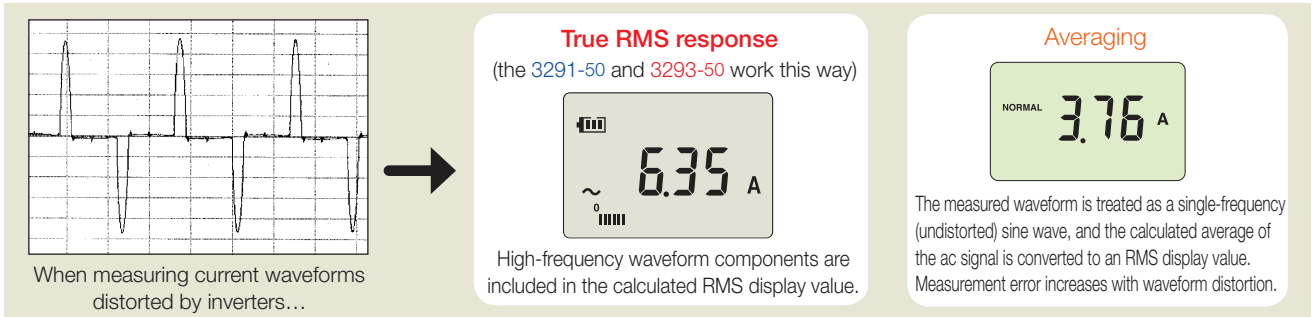


Extensive **current measurement** functions

1 "True RMS" lets you measure even distorted currents accurately **True RMS**

With "True RMS" measurement, the 3291-50 and 3293-50 accurately measure even distorted load and leakage currents.

Two ways to convert alternating current to RMS are "true RMS response" and "average rectified RMS response" (averaging). Both display the same value for a sine wave, but can display very different values for distorted waveforms.



As inverters and switching power supplies proliferate, the need for the capability to measure distorted current waveforms grows.
A true RMS clamp-on current meter is the proper tool for accurate measurements.

2 Measure leak and load current with the 3293-50

The 3293-50 provides 6 ranges, from 30 mA to 1000 A.
 The 3291-50 provides 3 ranges, from 60 A to 1000 A.

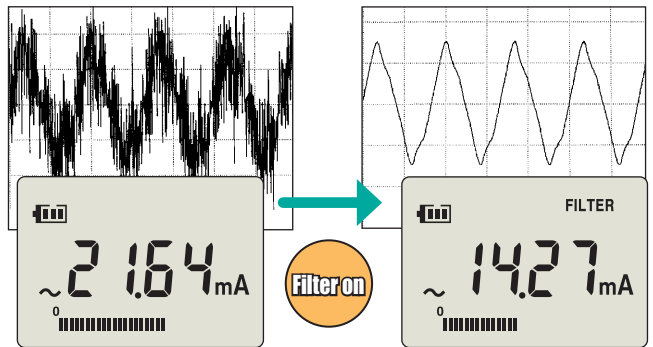
3293-50	Auto range					
Range	30.00mA	300.0mA	6.000A	60.00A	600.0A	1000A

3291-50	Auto range					
Range				60.00A	600.0A	1000A

3 Filter out noise

Provides a high-frequency noise filter.
 When activated, the filter rejects frequencies above 180 Hz, approximating the filter characteristic of an earth leakage circuit breaker (ELCB) for measurements.

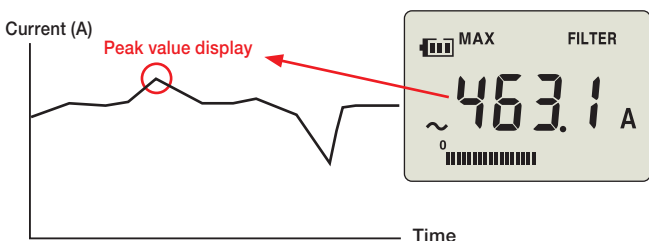
Cuts high-harmonic components to measure the fundamental waveform (The filter in the 3293-50 is enabled by default.)



4 Includes a Peak Hold function

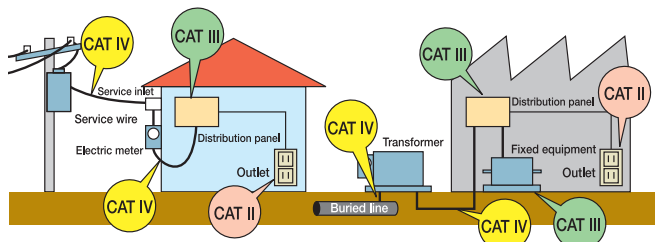
Captures the peak value of fluctuating currents.

Retains the maximum value during data updating



5 Safety Design

3291-50 : CAT III 600 V (CAT IV 300 V)
 3293-50 : CAT III 300 V



3291-50, 3293-50 Specifications

(accuracy at 23°C±5°C (73°F±9°F), 80% RH or less)

Pocket Size Clamp On Design

Fits perfectly into a shirt pocket.
Compact design for superior portability

	3291-50 (Load)	3293-50 (Leak)
Measurable conductor size	ø30mm (1.18")max.	ø24mm (0.94")max.
Rectification	True RMS	
Max. rated voltage to earth	600Vrms, Measurement category III 300Vrms, Measurement category IV	300Vrms, Measurement category III
Measurement Range (Auto Range switching)	60A/600A/1000A	30mA/300mA 6A/60A/600A/1000A
Accuracy filter ON : fc=180Hz	filter ON : ±1.5%rdg. ±5dgt. (50Hz to 60Hz) filter OFF : ±1.5%rdg. ±5dgt. (45Hz to 66Hz) ±3.0%rdg. ±5dgt. (66Hz to 400Hz)	
Guaranteed Accuracy Period	1 Year (or opening and closing of the sensor 10,000 times)	
Accuracy Guaranteed Measurements	2A to 1000A	1mA to 1000A
Crest factor	2.8 or less (up to 600A), 1.68 or less (1000A range)	
Response Time	1.1sec. or less	
Display update Rate	1.1sec. or less	
Temperature Coefficient	Add (0.05 × accuracy specifications)/°C (except 23°C ±5°C)	
Effect of Conductor Position	within ±5.0%	within ±0.1% (up to 6A range) within ±5.0% (greater than 60A range)
Effect of External Magnetic Field	---	Max 7.5mA (within a 400A/m magnetic field, at or below 6A range)
Other Functions	Display hold, maximum value hold, reversible LCD display, backlight, auto power off, battery level indication	
Usage Environment	0°C to 40°C/32°F to 104°F, 80%rh or less. (no condensation)	
Storage Environment	-10°C to 50°C/14°F to 122°F, 80%rh or less. (no condensation)	
Standards	EN61010 Type A current sensor	
Safety	EN61326	
EMC	EN61326	
Rated Voltage and maximum rated power	DC3V, 25mVA	
Power Supply	Button type lithium battery (CR2032) × 1	
Battery lifetime	Approx. 20 hours	Approx. 18 hours
Dimensions and mass	50W×136H×26Dmm, 115g 1.97"× 5.35" H × 1.02" D, 4.1 oz.	50W×130H×26Dmm, 135g 1.97"× 5.12" H × 1.02" D, 4.8 oz.

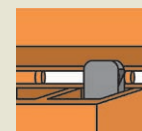


Loop a wrist strap through the small opening to help keep the instrument from being dropped

Bundled Accessories: Carrying Case 9757 × 1, Wrist strap × 1, Button type lithium battery (CR2032 - test use only) × 1, Instruction Manual × 1



Inside toolboxes



Attaches to belt



HIOKI
HIOKI E. E. CORPORATION

HEAD OFFICE :
81 Koizumi, Ueda, Nagano, 386-1192, Japan
TEL +81-268-28-0562 / FAX +81-268-28-0568
E-mail: os-com@hioki.co.jp

HIOKI USA CORPORATION :
6 Corporate Drive, Cranbury, NJ 08512 USA
TEL +1-609-409-9109 / FAX +1-609-409-9108
E-mail: hioki@hiokiusa.com

HIOKI (Shanghai) Sales & Trading Co., Ltd. :
1608-1610 Shanghai Times Square Office, 93 Huai Hai Zhong Road, Shanghai, P.R.China POSTCODE: 200021
TEL +86-21-6391-0090/0092 FAX +86-21-6391-0360
E-mail: info-sh@hioki.com.cn

Beijing Office :
A-2602 Freetown, 58 Dong San Huan Nan Road Beijing, P.R.China POSTCODE: 100022
TEL +86-10-5867-4080/4081 FAX +86-10-5867-4090
E-mail: info-bj@hioki.com.cn

Guangzhou Office :
Room A-3206, Victory Plaza Services Center, No.103, Tiyuxi Road, Guangzhou, P.R.China POSTCODE: 510620
TEL +86-20-38392673/2676 FAX +86-20-38392679
E-mail: info-gz@hioki.com.cn

РАДАР - ОФИЦИАЛЬНЫЙ ДИЛЕР HIOKI

РАДАР

РОССИЯ, 198152, Санкт-Петербург
Краснопутиловская ул., д.25
Тел./факс +7 (812) 600-48-89
Тел.: +7 (812) 375-32-44

www.radar1.ru
info@radar1.ru