

## EMBA-Global visa information 2016

Congratulations on your admission to EMBA-Global. You are joining a community of Executive MBAs with extensive transnational experience. Many of you will be used to travelling to the UK and the US for business and vacation. However you are now part of two respected educational institutions, and must meet the visa entry requirements for both the UK and the USA.

You can prepare now for your visa application for the UK and the USA and access all the information and application/admission process via the links below.

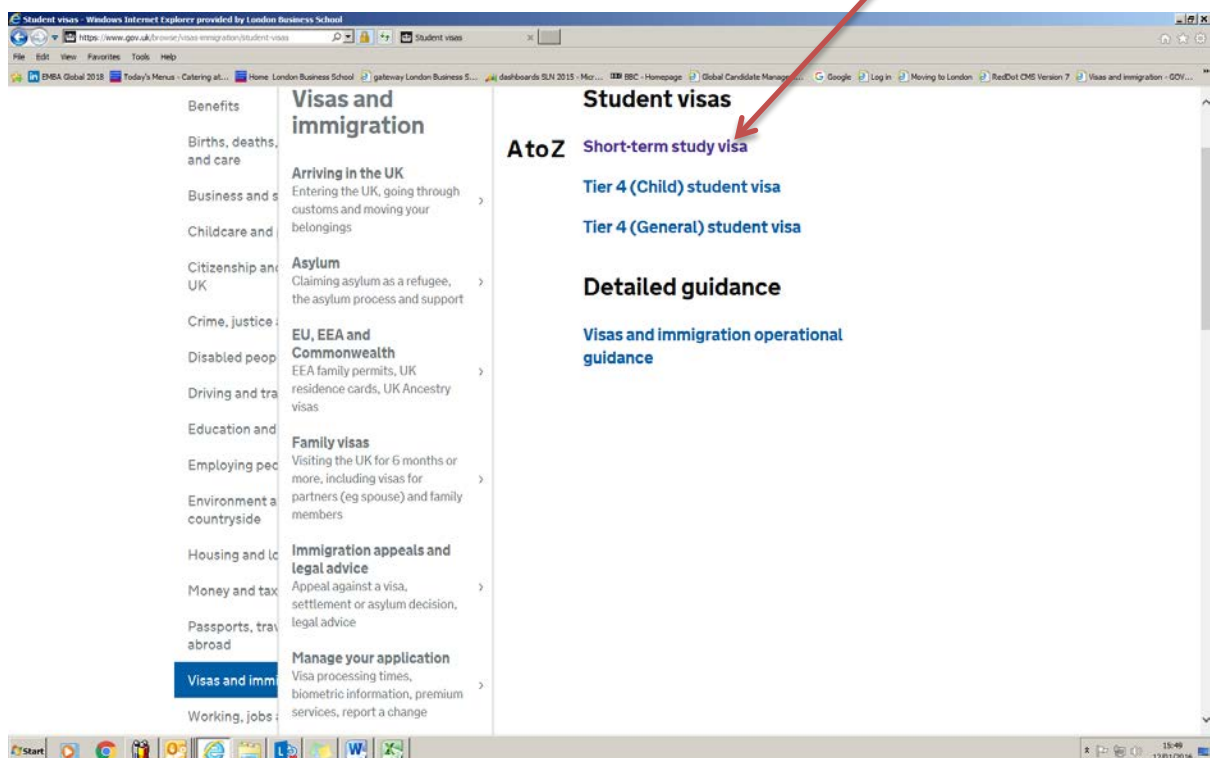
Why is this so complicated? Basically, immigration law has not caught up with Executive MBA needs in the US or UK. Smart people on EMBA-Global will be able to navigate through this, and we are here to help.



In the UK, EMBA-Global is treated as a **series of short courses of less than 6 months**, and your visa status is one of a **short term study visitor**. UK and EEA and Swiss nationals do not need a visa to enter the UK. Some citizens do not need a visa (see below) but can be **cleared on entry** to the UK with a letter we provide after you have accepted your place.

### 1. Do I need a visa?

<https://www.gov.uk/browse/visas-immigration/student-visas>



The screenshot shows the 'Student visas' page on the UK government website. The page is organized into several sections:

- Benefits**
- Births, deaths, and care**
- Business and s**
- Childcare and**
- Citizenship and UK**
- Crime, justice**
- Disabled peop**
- Driving and tra**
- Education and**
- Employing pec**
- Environment a countryside**
- Housing and lo**
- Money and tax**
- Passports, tra abroad**
- Visas and imm** (highlighted in blue)
- Working, jobs**

The main content area is titled 'Student visas' and includes a navigation menu 'A to Z' with the following links:

- Short-term study visa** (indicated by a red arrow)
- Tier 4 (Child) student visa**
- Tier 4 (General) student visa**

Below this is a section for 'Detailed guidance' with a link to 'Visas and immigration operational guidance'.

Short-term study visa - GOV.UK - Windows Internet Explorer provided by London Business School

Home > Visas and immigration > Student visas

# Short-term study visa

1. Overview
2. [Eligibility](#)
3. [Documents you must provide](#)
4. [Apply](#)

## 1. Overview

You can apply for a Short-term study visa if:

- you're doing a short course of study in the UK
- you're from outside the [European Economic Area \(EEA\)](#) and Switzerland
- you meet the other [eligibility requirements](#)

**!** You need a [Standard Visitor visa](#) if you're an academic visitor.

You can't apply if you [qualify for British citizenship](#) - including if you can have [dual nationality](#). You must [apply for British citizenship](#) instead.

Visas and immigration

- [Check if you need a UK visa](#)
- [Apply for a UK visa](#)
- [More](#)

Check if you need a UK visa - GOV.UK - Windows Internet Explorer provided by London Business School

Home > Visas and immigration > Arriving in the UK

# Check if you need a UK visa

You may need a visa to come to the UK to visit, study or work.

[Start now](#)

Last updated: 4 January 2016

[Is there anything wrong with this page?](#)

Arriving in the UK

- [Tax if you come to live in the UK](#)
- [More](#)

Visas and immigration

- [Contact UK Visas and Immigration from inside the UK](#)
- [Contact UK Visas and Immigration from outside the UK](#)
- [Prove you have right of abode in the UK](#)
- [More](#)

Services and information

Departments and policy

Put in your **nationality**.

Your reason for entry is **study**.

Select **6 months or less** – remember that this programme is treated as a series of short courses!

Check if you need a UK visa - GOV.UK - Windows Internet Explorer provided by London Business School  
https://www.gov.uk/check-uk-visa/

Home > Visas and immigration > Arriving in the UK

# Check if you need a UK visa

**What passport or travel document do you have?**

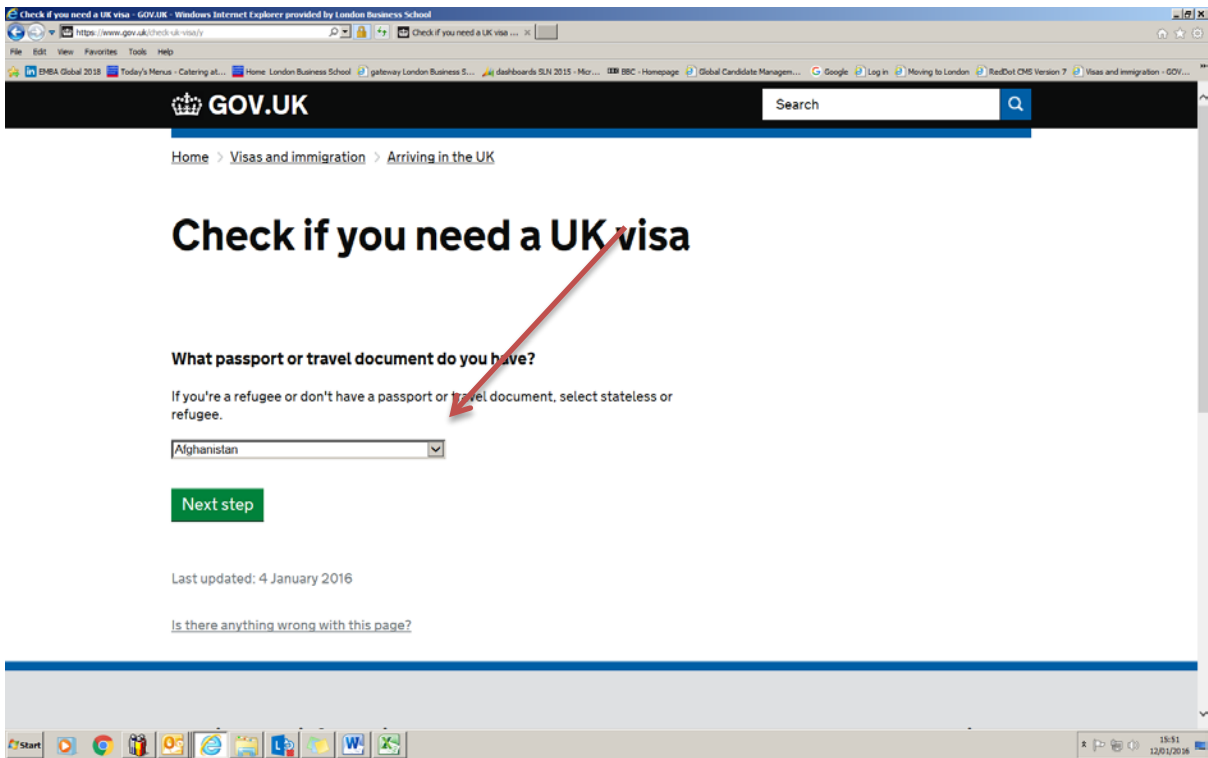
If you're a refugee or don't have a passport or travel document, select stateless or refugee.

Alghanistan

**Next step**

Last updated: 4 January 2016

[Is there anything wrong with this page?](#)



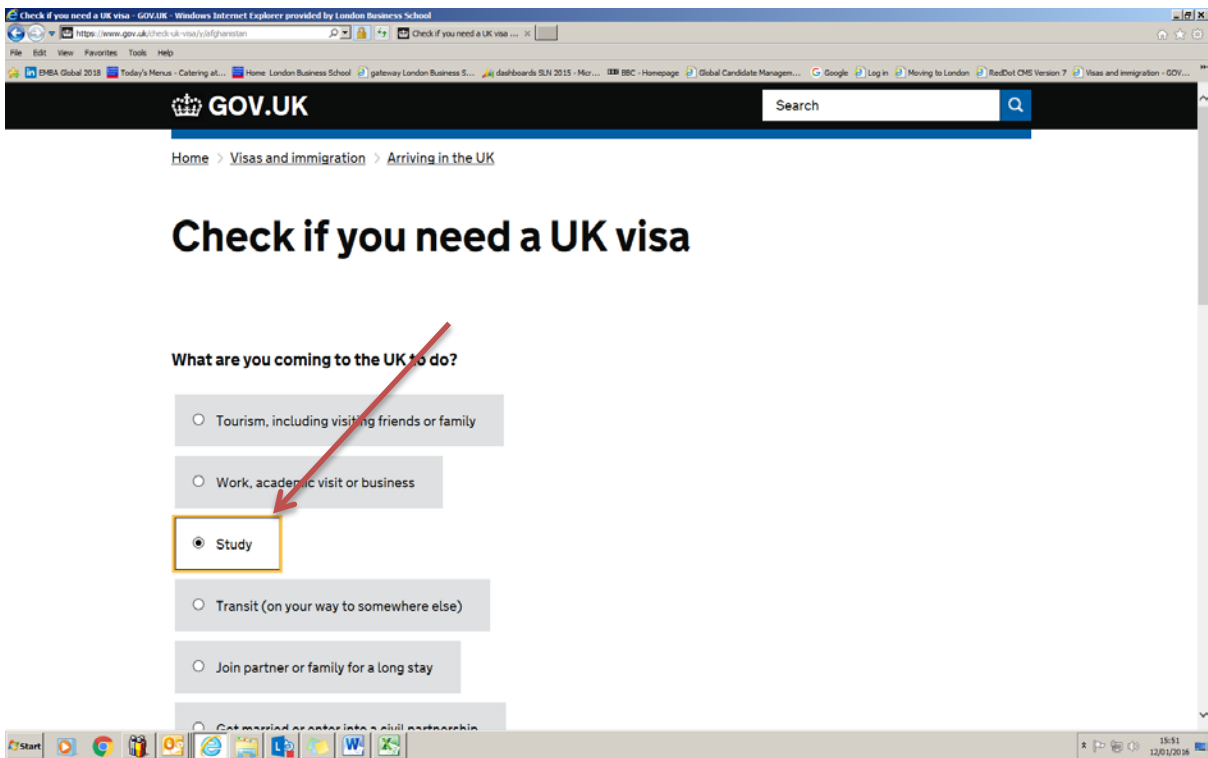
Check if you need a UK visa - GOV.UK - Windows Internet Explorer provided by London Business School  
https://www.gov.uk/check-uk-visa/afghanistan

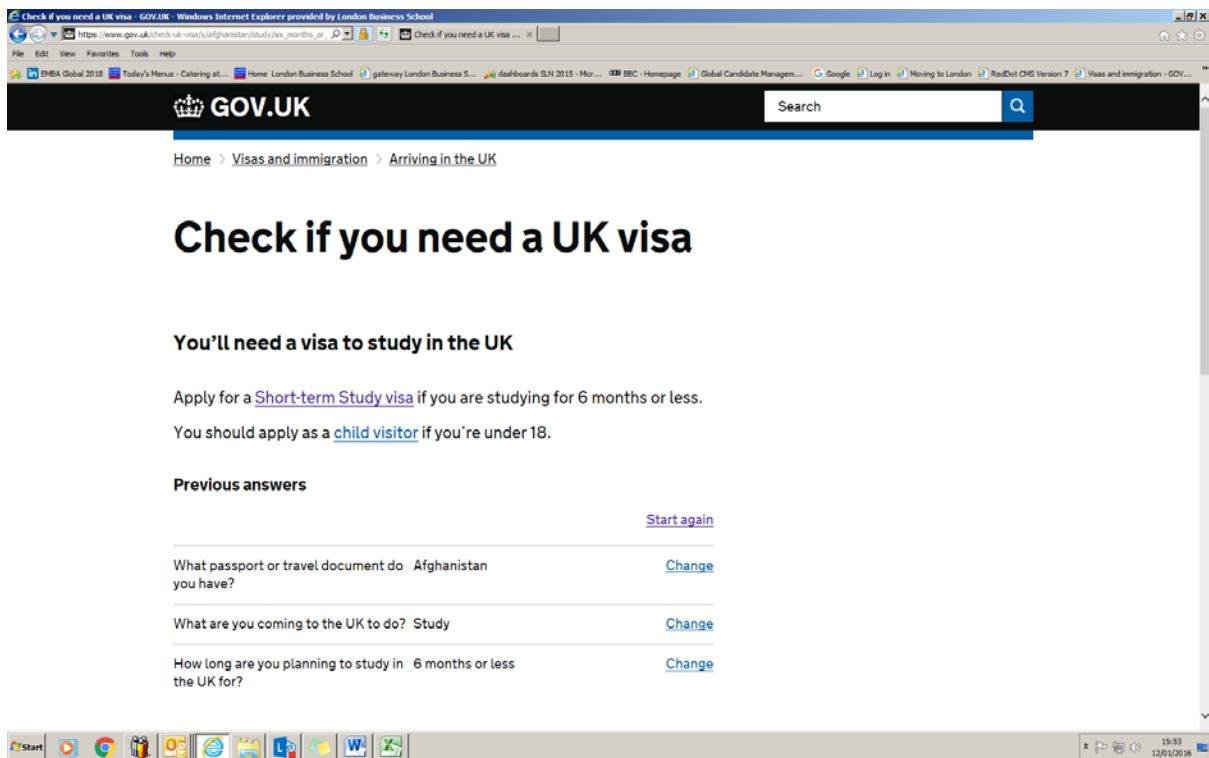
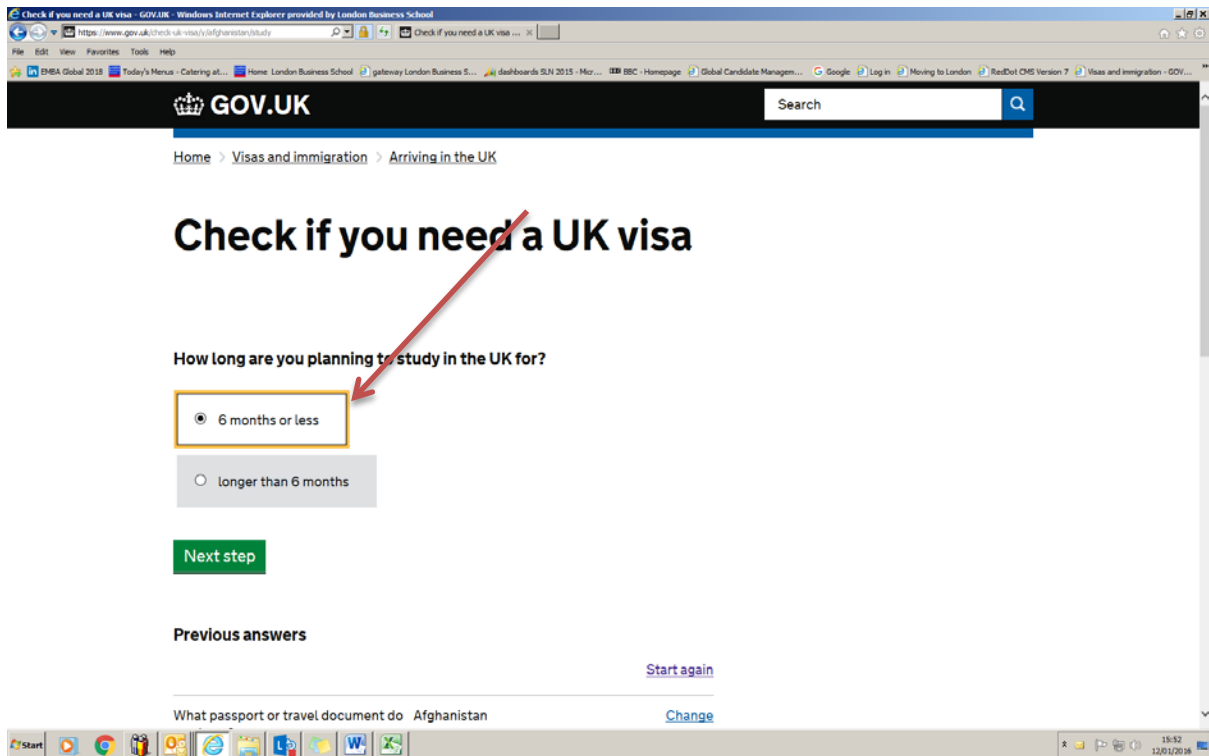
Home > Visas and immigration > Arriving in the UK

# Check if you need a UK visa

**What are you coming to the UK to do?**

- Tourism, including visiting friends or family
- Work, academic visit or business
- Study
- Transit (on your way to somewhere else)
- Join partner or family for a long stay
- Get married or enter into a civil partnership





If you need a visa the correct one is a Short Term Study Visa. Please read <https://www.gov.uk/study-visit-visa/documents-you-must-provide> and Apply.

You need to take note of processing times and holidays – especially Easter - don't leave it to the last minute! You are NOT entitled to apply for a Tier 4 visa under the points based system.

Finally, if you already hold an existing business visa you can enter the UK and can be enrolled in classes, however your primary purpose for being in the UK should correspond with your visa status. If you are here purely to study, you must apply for the correct visa.

---



In the US, EMBA-Global is treated as equivalent to **full time status**. Therefore you need to abide by the visa and entry requirements for a full time programme.

## US Visa Information

Students enrolled in full-time programs at U.S. institutions must be in an immigration status that permits this activity. Although you will only be in the U.S. intermittently for the EMBA-Global program, it is defined by Columbia University as a full-time program of study. You continue to be considered a full-time matriculated student at Columbia even during the period of time you spend in classes outside the United States. U.S. immigration regulations do NOT allow individuals in B-1/B-2 status (visitors for business or pleasure), nor individuals who enter the U.S. as temporary visitors for 90 days or less under the visa waiver program, to engage in a program of study.

Your visa falls into two stages. You must apply for an I-20 from the ISSO (see below). This is necessary for the second stage, the F1 visa which is the visa you will use to enter and re-enter the USA.

**Apply for an I-20 as soon as possible after admission to the program to allow time to receive the I-20 and make an appointment for a visa interview at a U.S. consulate. Your US visa can be issued within 120 days of the programme start date.**

**Click on the online form link below and work your way through the stages of Introduction, Processing Times, Supporting Documentation, General Information , Application Process Overview and then you will reach the form.**

The screenshot shows a web browser window displaying the 'Application Form' for the ISSO (Columbia University International Students and Scholars Office). The page title is 'ONLINE APPLICATION FOR VISA CERTIFICATE'. The navigation menu includes: Introduction, Processing Time, Supporting Documentation, General Information, Application Process Overview, and Application Form (which is highlighted). The main content area is titled 'Online Application for Visa Certificate (I-20)' and includes instructions: 'If you want a copy of your form data, remember to print your form BEFORE you submit it.' and 'Teachers College students cannot use this form to apply for an I-20. Email tcintl@columbia.edu for assistance or call 212-678-3939.' The form fields are as follows:

- Personal Information**
- Title: \*  Mr.  Ms.
- Family Name EXACTLY as on the bottom of your passport ID page: \*
- Given Name EXACTLY as on the bottom of your passport ID page: \*
- Middle Name EXACTLY as on the bottom of your passport ID page: \*
- Email address: \*
- Gender: \*  Male  Female
- Marital Status: \*  Single  Married
- Date of Birth: \* (month, day, year dropdowns)
- City or Town of Birth: \*
- Country of Birth: \* (dropdown menu)

A note at the bottom of the form states: 'Note: It is essential that the International Students and Scholars Office have an email address to which we can send important information for incoming students before the beginning of the term. If your email address changes, please notify us immediately by sending mail to newintlstudent@columbia.edu.'

If you are already residing in the U.S. as a permanent resident or under an employment-based non-immigrant status such as H-1B, you may enroll in the EMBA-Global program and attend classes incident to that status. If you reside outside the U.S. and will need to come to New York to participate in the Columbia portion of the EMBA-Global program, you must apply for and obtain an F-1 student visa. Note that F-1 status requires full-time enrollment every term except the final one of a degree program, if you do not require a fulltime course load to complete the graduation requirements. A fulltime course load is 12 credit points, normally 4 classes.

The [International Students and Scholars Office \(ISSO\)](#) at Columbia University is the office that is charged with the supervision of the non-immigrant status of the University's international students, faculty, researchers and scholars. You are required to apply for form I-20, the "Certificate of Eligibility for Non-immigrant F-1 Student Status" from the ISSO. Processing the I-20 normally takes the ISSO a maximum of 10-15 days. The application for an I-20 is an [online form](#) accompanied by emailing a pdf file of supporting documents that include copies of your letter of admission and passport ID page and evidence of your ability to meet the expenses of the program. This is explained in the instructions for the I-20. Work your way through the instructions and then you will see the online form.

The I-20 is necessary for your application for an F-1 entry visa from a U.S. consulate. Note that an F-1 entry visa can be issued as early as 120 days in advance of the program start date on the I-20, which will be in May for the EMBA-Global program. **Apply for an I-20 as soon as possible after admission to the program to allow time to receive the I-20 and make an appointment for a visa interview at a U.S. consulate.**

Please note that Canadian nationals do not need an F-1 visa to study in the U.S., but must also apply for an I-20 through the [online form](#) and pay the SEVIS fee. When you travel to the U.S., you will need to present the I-20 and the SEVIS fee payment receipt to be admitted in F-1 status.

If you require further information after reading the information provided with the online application for visa certificate (AVC) linked above, you may contact the Columbia University International Students and Scholars Office (ISSO).

Useful contacts:

- Email: [newintlstudent@columbia.edu](mailto:newintlstudent@columbia.edu) Phone: +1 212 854 3587  
Web: <http://www.columbia.edu/cu/isso/>
  - **US Federal Law: *MMR (mumps, measles, rubella) vaccination status. This is required by New York State Law. Most people have had this and can get a doctors certificate or letter to prove it. You can get yourself vaccinated before the programme starts, or at Columbia Business School with an appointment during class week. If you think you have immunity because of illness in childhood you can take a titer test when you are in New York during the class week with no appointment.*** <http://health.columbia.edu/students/immunization-compliance-requirements/mmr>
- 

### Useful tips – for everyone

- Documents should be originals not photocopies or printouts
- Keep your offer letter
- Have a copy of the timetable available
- Get additional copies of your sponsor letter confirming your employment
- Get payslips and evidence of your finances such as bank statements
- Be aware of holidays and times when you must travel

It is your responsibility to manage your visa status and be meticulous about deadlines and your presence in the countries with the correct visa.