



The Cup



The Cup

Two Captains of relatively equal skill level will be selected. The Captains will then partake in a snake draft of the available players to fill out their respective 4-man teams. The two teams will participate in a 90-hole, 3-day tournament. Each team will be required to wear the same color uniform in a given round. To determine playing groups and matchups, one Captain will disclose his lineup in full for the first round. The other Captain then can match his team up however he deems appropriate (some rounds may have structured matchups not at the Captain's discretion). Captains will alternate who discloses his lineup first each round.

Each match will be worth a set number of team points. The team with the most points at the end of The Cup will be deemed the winner and will be forever engraved on The Cup trophy.

Format Overview:

Day 1 (4 points available)

Round 1 - MODIFIED STABLEFORD (2-man teams)

Team 1 discloses lineup first.

Eagle=5pts, Birdie=4pts, Par=3pts, Bogey=2pts, Double Bogey=1pt. Both players on the team play their ball all the way out and both scores count. Most total points wins.

1 pt per match; total of 2 pts available in Round 1.

Round 2 - ALTERNATE SHOT (2-man teams)

Team 2 discloses lineup first.

Match play. Prior to the round, each 2-man team determines which player will tee off on odd holes and which will tee off on even holes. After the tee shot, players alternate shots for the remainder of the hole.

1 pt per match; total of 2 pts available in Round 2.

Day 2 (6 points available)

Round 3 - INDIVIDUAL MATCH PLAY

Matchups are pre-determined based on the original drafting of teams. Captain vs. Captain. 1st pick vs. 1st pick. 2nd pick vs. 2nd pick. 3rd pick vs. 3rd pick.

1 pt per match; total of 4 pts available in Round 3.

Round 4 - SCRAMBLE (2-man teams)

Team 1 discloses lineup first.

Both players tee off. The best of the tee shots is selected and both players hit from that spot. The best of the second shots is determined and both players play their third shot from that spot, and so on.

1 pt per match; total of 2 pts available in Round 4.

Day 3 (4 points available)

Round 5 - INDIVIDUAL MATCH PLAY

Team that is winning discloses lineup first. If tied, Team 2 discloses lineup first.

Matchups are chosen by the Captains.

1 pt per match; total of 4 pts available in Round 5.

Total Points Available = 14.5. 7.5 points need to WIN.

The Cup

All-Time Records and Statistics

Career Overall Cup Record			
	Individual	Record	Win Pct.
T-1.	Matt Adamson	1-0-0	1.0000
T-1.	Alex Broderick	1-0-0	1.0000
T-1.	Alex Ganske	1-0-0	1.0000
T-1.	Carson Tigges	1-0-0	1.0000
T-5.	Don Gehrls	0-1-0	0.0000
T-5.	Dave Johannesen	0-1-0	0.0000
T-5.	Garrett Marshall	0-1-0	0.0000
T-5.	Ryan Wies	0-1-0	0.0000

Career Cup Points Scored		
	Individual	Career Points
T-1.	Alex Ganske	2.75
T-1.	Don Gehrls	2.75
3.	Alex Broderick	2.25
T-4.	Matt Adamson	1.75
T-4.	Garrett Marshall	1.75
T-6.	Dave Johannesen	1.25
T-6.	Ryan Wies	1.25
8.	Carson Tigges	0.75

Career Cup Match Record			
	Individual	Record	Win Pct.
1.	Alex Ganske	3-0-2	0.8000
2.	Alex Broderick	3-1-1	0.7000
T-3.	Matt Adamson	2-2-1	0.5000
T-3.	Don Gehrls	2-2-1	0.5000
T-3.	Garrett Marshall	2-2-1	0.5000
6.	Dave Johannesen	1-2-2	0.4000
T-7.	Carson Tigges	1-3-1	0.3000
T-7.	Ryan Wies	1-3-1	0.3000

Career Team Match Record			
	Team	Record	Win Pct.
1.	Garrett Marshall / David Johannesen	1-0-0	1.0000
2.	Alex Ganske / Alex Broderick	2-0-1	0.8333
3.	Matt Adamson / Carson Tigges	1-1-1	0.5000
T-4.	David Johannesen / Don Gehrls	0-1-1	0.2500
T-4.	Garrett Marshall / Ryan Wies	0-1-1	0.2500
6.	Don Gehrls / Ryan Wies	0-1-0	0.0000

Career Individual Match Record			
	Individual	Record	Win Pct.
1.	Don Gehrls	2-0-0	1.000
2.	Alex Ganske	1-0-1	0.750
T-3.	Matt Adamson	1-1-0	0.500
T-3.	Alex Broderick	1-1-0	0.500
T-3.	Garrett Marshall	1-1-0	0.500
T-3.	Ryan Wies	1-1-0	0.500
7.	Dave Johannesen	0-1-1	0.250
8.	Carson Tigges	0-2-0	0.000

The Cup

All-Time Records and Statistics

Stableford - Best Team Scores			
	Team	Score	Year - Course
1.	Garrett Marshall / Dave Johannesen	69	2015 - Beaver Creek
2.	Alex Ganske / Alex Broderick	53	2015 - Beaver Creek
3.	Matt Adamson / Carson Tigges	51	2015 - Beaver Creek
4.	Don Gehrls / Ryan Wies	40	2015 - Beaver Creek

Stableford - Best Individual Scores			
	Individual	Score	Year - Course
1.	Garrett Marshall	42	2015 - Beaver Creek
2.	Matt Adamson	41	2015 - Beaver Creek
3.	Alex Ganske	31	2015 - Beaver Creek
4.	Dave Johannesen	27	2015 - Beaver Creek
5.	Don Gehrls	26	2015 - Beaver Creek
6.	Alex Broderick	22	2015 - Beaver Creek
7.	Ryan Wies	14	2015 - Beaver Creek
8.	Carson Tigges	10	2015 - Beaver Creek

Alternate Shot - Largest Margin of Victory			
	Team	Score	Year - Course
1.	Matt Adamson/Carson Tigges vs. Garrett Marshall/Ryan Wies	7 & 6	2015 - Jester Park
2.	Alex Ganske/Alex Broderick vs. Dave Johannesen/Don Gehrls	2 & 1	2015 - Jester Park

Scramble - Largest Margin of Victory			
	Team	Score	Year - Course
1.	N/A		

Individual Match Play - Largest Margin of Victory			
	Individual	Score	Year - Course
1.	Don Gehrls defeats Alex Broderik	6 & 5	2015 - Tournament Club of Iowa
2.	Don Gehrls defeats Carson Tigges	6 & 4	2015 - Copper Creek
T-3.	Garrett Marshall defeats Matt Adamson	5 & 4	2015 - Tournament Club of Iowa
T-3.	Ryan Wies defeats Carson Tigges	5 & 4	2015 - Tournament Club of Iowa
5.	Alex Broderick defeats Ryan Wies	4 & 3	2015 - Copper Creek
6.	Matt Adamson defeats David Johannesen	3 & 2	2015 - Copper Creek
7.	Alex Ganske defeats Garrett Marshall	1-up	2015 - Copper Creek

Largest Comeback to Win			
	Individual	Score	Year - Course
1.	Alex Ganske vs. Garrett Marshall	3 Down thru 4	2015 - Individual at Copper Creek
2.	Alex Ganske/Alex Broderick vs. Dave Johannesen/Don Gehrls	1 Down thru 3	2015 - Alternate Shot at Jester Park

Largest Comeback to Tie			
	Individual	Score	Year - Course
1.	Dave Johannesen/Don Gehrls vs. Alex Ganske/Alex Broderick	4 Down thru 13	2015 - Scramble at Copper Creek
2.	Garrett Marshall/Ryan Wies vs. Matt Adamson/Carson Tigges	3 Down thru 15	2015 - Scramble at Copper Creek
3.	Dave Johannesen vs. Alex Ganske	2 Down thru 6	2015 - Inividual at TCI



The Cup

2015

Des Moines, Iowa

Team BOOM



Vs.

Team Gehrls



The 2015 Cup

Summary

Team BOOM		Team Gehrls	
Captain:	Alex Broderick	Captain:	Don Gehrls
1st Pick:	Matt Adamson	1st Pick:	Garrett Marshall
2nd Pick:	Alex Ganske	2nd Pick:	Dave Johannesen
3rd Pick:	Carson Tigges	3rd Pick:	Ryan Wies

Day 1 - Friday, July 10, 2015

Round 1 - MODIFIED STABLEFORD @ BEAVER CREEK

	Team BOOM	Team Gehrls	Result	Cup Score
Match 1	Ganske/Broderick	Gehrls/Wies	Ganske/Broderick defeats Gehrls/Wies, 53-40	Team BOOM, 1-0
Match 2	Adamson/Tigges	Marshall/Johannesen	Marshall/Johannesen defeats Adamson/Tigges, 69-51	Tied, 1-1

Round 2 - ALTERNATE SHOT @ JESTER PARK GOLF COURSE

	Team BOOM	Team Gehrls	Result	Cup Score
Match 3	Adamson/Tigges	Marshall/Wies	Adamson/Tigges defeats Marshall/Wies, 7 & 6	Team BOOM, 2-1
Match 4	Ganske/Broderick	Johannesen/Gehrls	Ganske/Broderick defeats Johannesen/Gehrls, 2 & 1	Team BOOM, 3-1

Day 2 - Saturday, July 11, 2015

Round 3 - INDIVIDUAL MATCH PLAY @ COPPER CREEK GOLF CLUB

	Team BOOM	Team Gehrls	Result	Cup Score
Match 5	Tigges	Gehrls	Gehrls defeats Tigges, 6 & 4	Team BOOM, 3-2
Match 6	Ganske	Marshall	Ganske defeats Marshall, 1-up	Team BOOM, 4-2
Match 7	Adamson	Johannesen	Adamson defeats Johannesen, 3 & 2	Team BOOM, 5-2
Match 8	Broderick	Wies	Broderick defeats Wies, 4 & 3	Team BOOM, 6-2

Round 4 - SCRAMBLE @ COPPER CREEK GOLF CLUB

	Team BOOM	Team Gehrls	Result	Cup Score
Match 9	Ganske/Broderick	Johannesen/Gehrls	Match Halved	Team BOOM, 6.5-2.5
Match 10	Adamson/Tigges	Marshall/Wies	Match Halved	Team BOOM, 7-3

Day 3 - Sunday, July 12, 2015

Round 5 - INDIVIDUAL MATCH PLAY @ TOURNAMENT CLUB OF IOWA

	Team BOOM	Team Gehrls	Result	Cup Score
Match 11*	Broderick	Gehrls	Gehrls defeats Broderick, 6 & 5	Team BOOM, 7-4.5
Match 12	Adamson	Marshall	Marshall defeats Adamson, 5 & 4	Team BOOM, 7-5.5
Match 13	Tigges	Wies	Wies defeats Tigges, 5 & 4	Team BOOM, 7-6.5
Match 14	Ganske	Johannesen	Match Halved	Team BOOM, 7.5-7

Team BOOM wins The 2015 Cup, 7.5-7.0



**Denotes Captain's Match. Worth 1.5 points.*


The 2015 Cup

Scorecards

Match #1 - Modified Stableford @ Beaver Creek

Ganske/Broderick (BOOM) defeats Gehrls/Wies (Gehrls), 53-40

																								
HOLE	1	2	3	4	5	6	7	8	9	OUT	PLAYER:	1	2	3	4	5	6	7	8	9	IN	TOT	HCP	NET
BLUE	330	577	180	336	351	176	432	501	424	3307		480	196	378	432	151	534	398	323	362	3254			
WHITE	310	532	153	317	329	159	419	482	349	3050		475	187	364	390	127	517	386	308	352	3106			
MEN'S HDCP	8	2	3	9	4	6	1	5	7			7	6	3	1	9	2	4	8	5				
Don	5	7	4	6	5	5	7	6	4	49	D	6	4	8	4	6	9	6	3	7	53			
Wies	8	10	4	6	8	4	7	6	5	58	W	8	6	6	5	6	8	7	5	8	59			
Ganske	5	6	3	5	7	5	5	6	5	47	G	6	3	8	4	5	6	7	5	5	49			
PAR	4	5	3	4	4	3	4	5	4	36		5	3	4	4	3	5	4/5	4	4	36/37			
Boody	5	7	3	6	5	4	6	5	7	48	B	7	7	6	7	5	8	6	5	6	57			
	WEST											SOUTH												
+/-																								
RED	275	464	127	258	303	147	276	416	271	2537		411	160	307	325	109	444	364	259	312	2691			
LADIES' HDCP	6	1	3	9	5	4	8	2	7			7	6	3	1	9	2	4	8	5				
Date:											Scorer:													



GOLF ASSOCIATES
ASHEVILLE, NC
(800) 438-8726

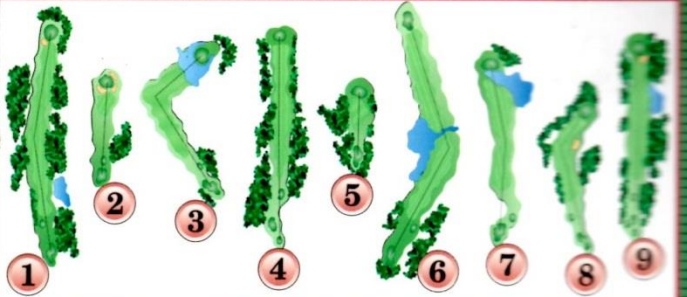
The 2015 Cup

Scorecards

Match #2 - Modified Stableford @ Beaver Creek

Marshall/Johannesen (Gehrls) defeats Adamson/Tigges (BOOM), 69-51

										
HOLE	1	2	3	4	5	6	7	8	9	OUT
BLUE	330	577	180	336	351	176	432	501	424	3307
WHITE	310	532	153	317	329	159	419	482	349	3050
MEN'S HDCP	8	2	3	9	4	6	1	5	7	
CARSON	8 ⁰	8 ⁰	6 ⁰	6 ¹	5 ²	5 ¹	7 ⁰	8 ⁰	7 ⁰	60
MATT	4 ³	8 ⁰	4 ²	4 ³	5 ²	4 ²	4 ³	6 ²	4 ³	43
PTS	3	0	2	4	4	3	3	2	3	24
PAR	4	5	3	4	4	3	4	5	4	36
DAVE	5 ²	7 ¹	5 ¹	4 ³	5 ²	6 ⁰	5 ²	6 ²	4 ³	47
GARRETT	4 ³	6 ²	4 ²	3 ¹	4 ³	4 ²	4 ³	6 ²	4 ³	39
+/- PTS	5	3	3	7	5	2	5	4	6	40
RED	275	464	127	258	303	147	276	416	271	2537
LADIES' HDCP	6	1	3	9	5	4	8	2	7	
Date:	Scorer:									

										
PLAYER:	1	2	3	4	5	6	7	8	9	IN TOT HCP NET
	480	196	378	432	151	534	398	323	362	3254
	475	187	364	390	127	517	386	308	352	3106
	7	6	3	1	9	2	4	8	5	
	8 ⁰	6 ⁰	6 ¹	7 ⁰	4 ²	8 ⁰	5 ²	6 ¹	7 ⁰	57 117
	6 ²	3 ³	5 ²	4 ³	4 ²	5 ³	6 ¹	4 ³	5 ²	42 85
	2	3	3	3	4	3	3	4	2	27 51
	5	3	4	4	3	5	4/5	4	4	36/37
	7 ¹	5 ¹	7 ⁰	5 ²	5 ¹	6 ²	6 ¹	6 ¹	5 ²	52 99
	6 ²	3 ³	6 ¹	6 ¹	4 ²	5 ³	5 ²	5 ²	5 ²	45 84
	3	4	1	3	3	5	3	3	4	29 69
	411	160	307	325	109	444	364	259	312	2691
	7	6	3	1	9	2	4	8	5	

The 2015 Cup


Scorecards

Match #3 - Alternate Shot @ Jester Park Golf Course


Adamson/Tigges (BOOM) defeats Marshall/Wies (Gehrls), 7 & 6

BLUE	73.1/124	391	625	402	157	402	566	416	174	309	3442	INITIALS	418	501	168	421	401	513	220	423	395	3460	6902	HANDICAP	NET SCORE
WHITE	M 71.2/120 W 77.5/133	379	611	381	138	362	526	373	160	289	3219		403	482	148	388	366	497	200	412	378	3274	6493		
WHITE GOLD	M 68.9/120 W 74.6/124	379	553	311	138	362	453	343	160	289	2988		359	482	148	346	332	497	200	327	357	3048	6036		
GOLD	M 66.8/115 W 72.6/121	347	553	311	120	325	453	343	128	263	2843		359	367	132	346	332	477	163	327	357	2860	5703		
HANDICAP		5	1	13	15	9	3	7	17	11			4	14	16	10	8	2	18	12	6	IN	TOT		
PAR		4	5	4	3	4	5	4	3	4	36		4	5/4	3	4	4	5	3	4	4	36/35	72/71		
Math/Carson		5	6	4	4	4	6	4	5	5	43	M/C	7	4	4							41			
Garrett/Wies		6	6	5	5	6	7	5	3	6	49	G/W	6	7	6										
+/-		M/C +1	+1	+2	+3	+4	+5	+6	+5	+6	+6	M/C +6	+5	+6	+7										
HOLE		1	2	3	4	5	6	7	8	9	OUT		10	11	12	13	14	15	16	17	18	IN	TOT		
RED	M 63.4/102 W 68.6/111	302	428	284	98	286	400	281	111	251	2441		349	232	118	320	286	402	127	304	323	2461	4902		

© 3/15 ARETE INDUSTRIES 866.456.7483



Roy Michael
General Manager



Bob Begey
Superintendent

11949 NW 118th Ave.
Granger, IA 50109
515-999-2903
Book Tee Times Online
www.jesterparkgolf.com
Managed by Green Golf Partners
www.greengolfpartners.com

The 2015 Cup

Scorecards

Match #4 - Alternate Shot @ Jester Park Golf Course

Ganske/Broderick (BOOM) defeats Johannesen/Gehrle (Gehrle), 2 & 1

BLUE	73.1/124	391	625	402	157	402	566	416	174	309	3442	INITIALS	418	501	168	421	401	513	220	423	395	3460	6902	HANDICAP	NET SCORE
WHITE	M 71.2/120 W 77.5/133	379	611	381	138	362	526	373	160	289	3219		403	482	148	388	366	497	200	412	378	3274	6493		
WHITE GOLD	M 68.9/120 W 74.6/124	379	553	311	138	362	453	343	160	289	2988		359	482	148	346	332	497	200	327	357	3048	6036		
GOLD	M 66.8/115 W 72.6/121	347	553	311	120	325	453	343	128	263	2843		359	367	132	346	332	477	163	327	357	2860	5703		
HANDICAP		5	1	13	15	9	3	7	17	11			4	14	16	10	8	2	18	12	6	IN	TOT		
PAR		4	5	4	3	4	5	4	3	4	36		4	5/4	3	4	4	5	3	4	4	36/35	72/71		
BOOM		5	8	6	3	5	5	7	3	4			5	8	4	7	4	7	4	5					
GEHRLE		5	8	5	5	8	8	5	4	5			6	7	6	5	4	6	3	6					
		A	S	G	A	S	B	1	B	2	B	1	B	2	B	3									
HOLE		1	2	3	4	5	6	7	8	9	OUT		10	11	12	13	14	15	16	17	18	IN	TOT		
RED	M 63.4/102 W 68.6/111	302	428	284	98	286	400	281	111	251	2441		349	232	118	320	286	402	127	304	323	2461	4902		

Scorer: _____

Attest: _____

Date: _____

© 3/15 ARETE INDUSTRIES 866.456.7483

Roy Michael
General Manager

Bob Begey
Superintendent

11949 NW 118th Ave.
Granger, IA 50109
515-999-2903
Book Tee Times Online
www.jesterparkgolf.com
Managed by Green Golf Partners
www.greengolfpartners.com

The 2015 Cup

Scorecards

Matches #5 & #6 - Individual Match Play @ Copper Creek Golf Club

Gehrls (Gehrls) defeats Tigges (BOOM), 6 & 4

Ganske (BOOM) defeats Marshall (Gehrls), 1-up

Blue	70.7/123	497	181	572	422	171	381	446	189	422	3281	I	490	355	196	394	524	128	352	317	301	3057	6338		
White	M: 68.6/120 L: 73.4/127	494	163	545	412	143	350	415	176	367	3065	N	483	327	157	386	510	118	349	314	299	2943	6008		
Yellow		237	122	279	159	100	181	207	112	205	1602	T	300	225	130	190	325	80	175	200	180	1805	3407		
Men's Hdcp		5	13	9	3	17	15	7	11	1		A	2	14	8	12	4	10	18	6	16				
Par		5	3	5	4	3	4	4	3	4	35	L	5	4	3	4	5	3	4	4	4	36	71		
DON		7	4	6	5	4	5	6	4	7	48		8	5	5	6	6	4	7	6	8	55	103		
CARTER		7	4	9	7	4	7	7	4	6	55		10	8	4	7	8	5	8	7	7	6	119		
D		-	-	1up	2up	2up	3up	4up	4up	3up			4up	5up	4up	5up	6up								
C		-	-																						
Hole		1	2	3	4	5	6	7	8	9	Out		10	11	12	13	14	15	16	17	18	In	Tot	Hcp	Net
GANSKE		7	4	8	6	4	4	5	3	5	46		9	6	4	4	5	3	6	5	4	46	144	P	
GARRETT		5	4	7	4	5	5	5	5	6	46		6	5	3	5	5	5	7	3	5	44	90		
A									-	1up			-					-	1up	-	1up				
G		1up	1up	2up	3up	2up	1up	1up	-				-	1up	2up	1up	1up	-		-					
Red	66.6/109	400	110	462	298	106	315	321	123	296	2431		389	289	142	290	436	98	246	258	211	2359	4790		
Ladies' Hdcp		5	13	9	3	17	15	7	11	1			2	14	8	12	4	10	18	6	16				

Date:

Scorer:

Attest:

The 2015 Cup


Scorecards

Matches #7 & #8 - Individual Match Play @ Copper Creek Golf Club

Adamson (BOOM) defeats Johannesen (Gehrls), 3 & 2

Broderick (BOOM) defeats Wies (Gehrls), 4 & 3

Blue	70.7/123	497	181	572	422	171	381	446	189	422	3281		490	355	196	394	524	128	352	317	301	3057	6338		
White	M:68.6/120 L: 73.4/127	494	163	545	412	143	350	415	176	367	3065		483	327	157	386	510	118	349	314	299	2943	6008		
Yellow		237	122	279	159	100	181	207	112	205	1602		300	225	130	190	325	80	175	200	180	1805	3407		
Men's Hdcp		5	13	9	3	17	15	7	11	1			2	14	8	12	4	10	18	6	16				
Par		5	3	5	4	3	4	4	3	4	35		5	4	3	4	5	3	4	4	4	36	71		
Matt		4	4	5	4	4	5	3	4	5	38		8	6	3	5	6	5	5	3	5	46	84		
Dave		5	5	6	5	5	4	4	5	5			2	5	4	5	5	4	5						
Brady		5	5	5	9	5	6	5	4	X			8	8	4	5	6	4	5						
Weis		8	5	8	8	5	6	7	4	9			9	7	4	8	7	5	7						
Hole		1	2	3	4	5	6	7	8	9	Out		10	11	12	13	14	15	16	17	18	In	Tot	Hcp	Net
Matt/Carth		6	5	5	4	3	4	5	5	5	42		5	4	3	4	5	3	4	5	4	37	79		
Garnett/Weis		6	4	5	6	4	4	5	4	4	42		5	5	4	5	5	4	3	4	3	38	80		
		A/S	Idn	Idn	A/S	1up	1up	1up	A/S	Idn	Idn		1up	A/S	1up	1up	1up	1up	1up	1up	1up	1up	1up	1up	1up
Red	66.6/109	400	110	462	298	106	315	321	123	296	2431		389	289	142	290	436	98	246	258	211	2359	4790		
Ladies' Hdcp		5	13	9	3	17	15	7	11	1			2	14	8	12	4	10	18	6	16				
Date:	Scorer:											Attest:													

 GOLF ASSOCIATES
(800) 438-8726

The 2015 Cup

Scorecards

Match #9 - Scramble @ Copper Creek Golf Club

Ganske/Broderick (BOOM) ties Johannesen/Gehrls (Gehrls), Match Halved

Blue	70.7/123	497	181	572	422	171	381	446	189	422	3281		490	355	196	394	524	128	352	317	301	3057	6338				
White	M:68.6/120 L: 73.4/127	494	163	545	412	143	350	415	176	367	3065		483	327	157	386	510	118	349	314	299	2943	6008				
Yellow		237	122	279	159	100	181	207	112	205	1602		300	225	130	190	325	80	175	200	180	1805	3407				
Men's Hdcp		5	13	9	3	17	15	7	11	1			2	14	8	12	4	10	18	6	16						
Par		5	3	5	4	3	4	4	3	4	35		5	4	3	4	5	3	4	4	4	36	71				
DD's		S	3	6	5	4	5	4	3	5	40		5	4	3	7	5	3	3	4	4	38	78				
AA's		4	4	6	4	3	4	4	4	4	37		4	6	3	4	6	3	4	5	6	41	78				
		A1	-	-	A1	A2	A3	A3	A2	A3			A4	A3	A3	A1	A3	A3	A2	A1	-						
Hole		1	2	3	4	5	6	7	8	9	Out		10	11	12	13	14	15	16	17	18	In	Tot	Hcp	Net		
Red	66.6/109	400	110	462	298	106	315	321	123	296	2431		389	289	142	290	436	98	246	258	211	2359	4790				
Ladies' Hdcp		5	13	9	3	17	15	7	11	1			2	14	8	12	4	10	18	6	16						
Date:		Scorer:											Attest:														

The 2015 Cup

Scorecards

Match #10 - Scramble @ Copper Creek Golf Club

Adamson/Tigges (BOOM) ties Marshall/Wies (Gehrls), Match Halved

Blue	70.7/123	497	181	572	422	171	381	446	189	422	3281	I	490	355	196	394	524	128	352	317	301	3057	6338		
White	M:68.6/120 L: 73.4/127	494	163	545	412	143	350	415	176	367	3065	N	483	327	157	386	510	118	349	314	299	2943	6008		
Yellow		237	122	279	159	100	181	207	112	205	1602	I	300	225	130	190	325	80	175	200	180	1805	3407		
Men's Hdcp		5	13	9	3	17	15	7	11	1		A	2	14	8	12	4	10	18	6	16				
Par		5	3	5	4	3	4	4	3	4	35	L	5	4	3	4	5	3	4	4	4	36	71		
C/m		6	5	5	4	3	4	5	5	5	42		5	4	3	4	5	3	4	5	4	37			
		-			-	1up	1up	1up	-				-	1up	2up	2up	3up	2up	1up	-			AS		
W/G		6	4	5	6	4	4	5	4	4	42		5	5	4	5	5	4	③	4	③	38			
		-	1up	1up	-			-	1up				1up	-							-		AS		
Hole		1	2	3	4	5	6	7	8	9	Out		10	11	12	13	14	15	16	17	18	In	Tot	Hcp	Net
Red	66.6/109	400	110	462	298	106	315	321	123	296	2431		389	289	142	290	436	98	246	258	211	2359	4790		
Ladies' Hdcp		5	13	9	3	17	15	7	11	1			2	14	8	12	4	10	18	6	16				
Date:		Scorer:										Attest:										GOLF ASSOCIATES (800) 438-8726			


The 2015 Cup

Scorecards

Matches #11 & #12 - Individual Match Play @ Tournament Club of Iowa

Captain's Match: Gehrls (Gehrls) defeats Broderick (BOOM), 6 & 5

Marshall (Gehrls) defeats Adamson (BOOM), 5 & 4

												RATING/SLOPE											
												MEN'S						LADIES'					
												KING 73.9/145 COMBO 73.2/143 PALMER 71.5/142 DEACON 69.6/132						DEACON 74.6/137 LEGEND 69.2/122					
HOLE	1	2	3	4	5	6	7	8	9	OUT	10	11	12	13	14	15	16	17	18	IN	TOT	HCP	NET
KING	553	420	186	593	185	480	386	234	456	3493	356	376	442	526	325	195	231	598	459	3508	7001		
PALMER	527	386	170	578	164	448	359	170	395	3197	347	369	427	504	301	182	188	560	441	3319	6516		
DEACON	511	365	156	548	157	423	350	155	378	3043	326	354	386	485	258	168	174	520	399	3070	6113		
MEN'S HCP	4	6	14	8	12	2	10	18	16		15	7	1	11	13	17	9	5	3				
Gehrls	5	5	4	6	2	6	5	4	5	43	3	5	4	5	5	5	5	6	5	4	3	86	
Marshall	6	3	5	5	4	8	5	4	6	46	6	5	3	7	6	4	3	7	4	5	91		
G wins 5 & 4	61	-	61	-	61	62	62	62	63		64	64	63	64	65								
PAR	5	4	3	5	3	4	4	3	4	35/36	4	4	4	5	4	3	3	5	4	36/35	71		08/14
Don	7	9	6	6	3	9	5	5	8	58	6	6	5	4	3	3							
Brody	8	6	7	8	6	6	9	6	5	60	7	6	7	7	X								
D Wins 6 & 5	01	-	01	02	03	02	03	04	03		04	04	05	06									
LEGEND	441	270	113	478	102	393	253	107	305	2462	273	308	348	445	140	92	117	516	338	2577	5039		
HANDICAP	6	8	16	2	18	10	4	12	14		15	11	1	5	13	17	9	3	7				
MARKER:												PLAYER: _____ DATE: _____											

Scorecards

Matches #13 & #14 - Individual Match Play @ Tournament Club of Iowa

Wies (Gehrls) defeats Tigges (BOOM), 5 & 4

Ganske (BOOM) ties Johannesen (Gehrls), Match Halved



RATING/SLOPE			
MEN'S		LADIES'	
KING	73.9/145	DEACON	74.6/137
COMBO	73.2/143	LEGEND	69.2/122
PALMER	71.5/142		
DEACON	69.6/132		

[illegible]

10	11	12	13	14	15	16	17	18	IN	TOT	HCP	NET
356	376	442	526	325	195	231	598	459	3508	7001		
347	369	427	504	301	182	188	560	441	3319	6516		
326	354	386	485	258	168	174	520	399	3070	6113		
15	7	1	11	13	17	9	5	3				
6	5	5	7	4	4	4	6					
4	5	6	6	4	5	5	6	5	46	99		
01	01	-	01	01	-	61	61	-				
4	4	4	5	$\frac{4}{3}$	3	3	5	4	$\frac{36}{35}$	71		08/14
8	9	7	10									
9	5	8	8									
w3w4	w3w4											
273	308	348	445	140	92	117	516	338	2577	5039		
15	11	1	5	13	17	9	3	7				

PLAYER:
DATE: