


Shenzhen Ding Sheng Tian Technology Co., Ltd.

3D Welding Table & Accessories

Email: Dctian@163.com



DCT
Catalog

Customer Satisfaction

Quality

Reputation

2016

Welcome to visit our Factory in China

Harmonise to Every Production Needs



Email: Dctian@163.com

tel: (+86)-0755 2809 0669

fax: (+86) 0755 2809 0693





email: dctian@163.com






website: www.3ddst.com

China (Mainland), Guangdong, Shenzhen

1/F, Building I, Jinchangda Industrial Park, Shangwei Village, Zhangkengjing, Guanlan Sub-District

Content

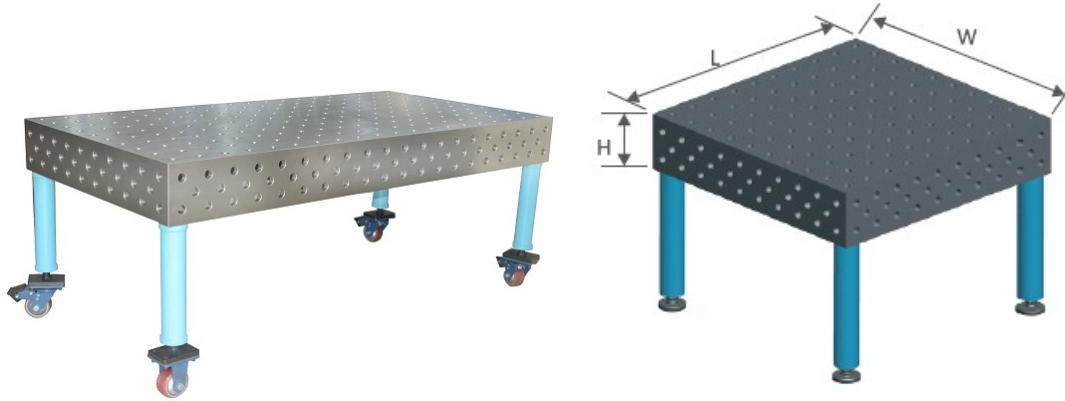
Welding Table		5-9
Legs and Frames		10
Angle		11-26
Stop		27-32

<p>Block</p>		<p>33-38</p>
<p>Clamping and Adapter Plate</p>		<p>39-40</p>
<p>Support</p>		<p>41-48</p>
<p>Bolt</p>		<p>49-57</p>
<p>Clamps</p>		<p>58-71</p>


Toggle Clamp		72-77
Accessories		78-79
5 Standard Welding Kits		80-84
Product Maintenance		85
Our Customers		86
ISO14001 & ISO9001 		87-88
Patents & Chinese National Certificate 		89-95

3D Welding Table

Available in Cast Iron and Steel. Only 3m x 1.5m and 4m x 2m require 6 legs, others require 4 legs.



D16 3D Welding Table						
Model No.	Material	L (mm)	W (mm)	H (mm)	max. Load in kg	
DCT-D16PT1005H-01	Steel	1000mm/39"	500mm/20"	100mm/4"	2000	
DCT-D16PT1010H-01	Steel	1000mm/39"	1000mm/39"	100mm/4"	2000	
DCT-D16PT1212H-01	Steel	1200mm/47"	1200mm/47"	100mm/4"	2000	
DCT-D16PT1510H-01	Steel	1500mm/59"	1000mm/39"	100mm/4"	2000	
DCT-D16PT1515H-01	Steel	1500mm/59"	1500mm/59"	100mm/4"	2000	
DCT-D16PT2010H-01	Steel	2000mm/79"	1000mm/39"	100mm/4"	2000	
DCT-D16PT2412H-01	Steel	2400mm/94"	1200mm/47"	100mm/4"	2000	
D28 3D Welding Table						
Model No.	Material	L (mm/inch)	W (mm/inch)	H (mm/inch)	Weight (kg)	max. Load in kg
DCT-D28PT2010Z-01	Casting	2000mm/79"	1000mm/39"	200mm/8"	650	2000
DCT-D28PT2412Z-01	Casting	2400mm/94"	1200mm/47"	200mm/8"	960	2000
DCT-D28PT3015Z-01	Casting	3000mm/118"	1500mm/59"	200mm/8"	1450	2000
DCT-D28PT1010H-01	Steel	1000mm/39"	1000mm/39"	200mm/8"	330	2000
DCT-D28PT1212H-01	Steel	1200mm/47"	1200mm/47"	200mm/8"	435	2000
DCT-D28PT1510H-01	Steel	1500mm/59"	1000mm/39"	200mm/8"	540	2000
DCT-D28PT1515H-01	Steel	1500mm/59"	1500mm/59"	200mm/8"	760	2000
DCT-D28PT2010H-01	Steel	2000mm/79"	1000mm/39"	200mm/8"	820	2000
DCT-D28PT2412H-01	Steel	2400mm/94"	1200mm/47"	200mm/8"	920	2000
DCT-D28PT3015H-01	Steel	3000mm/118"	1500mm/59"	200mm/8"	1300	2000
DCT-D28PT4020H-01	Steel	4000mm/157"	2000mm/79"	200mm/8"	2250	2000

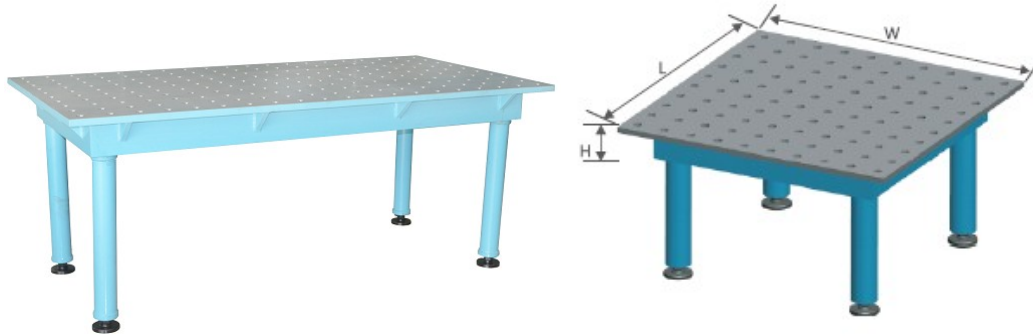


DCT Technical Data (System size 28)

1. Surface Roughness: Ra3.2.
2. Flatness: 0.1/1000mm.
3. Verticality: 0.1/200mm.
4. Hole diameter: $\phi 28.065$ — $\phi 28.149$ mm.
5. Grid spacing: **100 ± 0.05 mm.**
6. Hardness of the top and side surfaces (Vickers) :
HV180-220

2D Welding Table

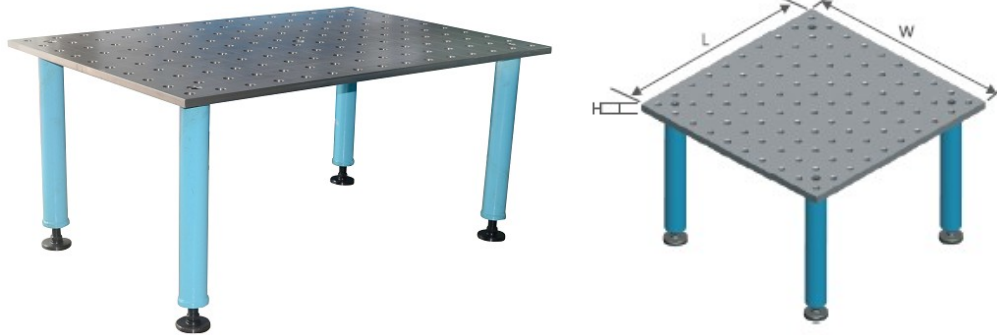
Available in Steel. Only 3m x 1.5m require 6 legs, others require 4 legs.



D16 2D Welding Table					
Model No.	L (mm)	W (mm)	H (mm)	approx. w kg	max. Load in kg
DCT-D16PT1010E-01	1000mm/39"	1000mm/39"	100mm/4"	128	1000
DCT-D16PT1212E-01	1200mm/47"	1200mm/47"	100mm/4"	172	1000
DCT-D16PT1515E-01	1500mm/59"	1500mm/59"	100mm/4"	262	1000
DCT-D16PT2010E-01	2000mm/79"	1000mm/39"	100mm/4"	236	1000
DCT-D16PT2412E-01	2400mm/94"	2000mm/79"	100mm/4"	329	1000
D28 2D Welding Table					
Model No.	L (mm)	W (mm)	H (mm)	approx. w kg	max. Load in kg
DCT-D28PT1010E-01	1000mm/39"	1000mm/39"	150mm/6"	270	1000
DCT-D28PT1212E-01	1200mm/47"	1200mm/47"	150mm/6"	370	1000
DCT-D28PT1515E-01	1500mm/59"	1500mm/59"	150mm/6"	540	1000
DCT-D28PT2010E-01	2000mm/79"	1000mm/39"	150mm/6"	515	1000
DCT-D28PT2412E-01	2400mm/94"	1200mm/47"	150mm/6"	710	1000
DCT-D28PT3015E-01	3000mm/118"	1500mm/59"	150mm/6"	1060	1000

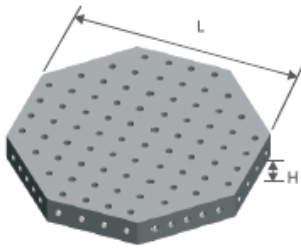
2DS Welding Table

Available in Steel. Only require 4 legs.



2DS Welding Table (D28 Series)					
Model No.	L (mm)	W (mm)	H (mm)	approx. w kg	max. Load in kg
DCT-D28PT0806P-01	800mm/31"	600mm/24"	24mm/0.9"	84 kg	500
DCT-D28PT1008P-01	1000mm/39"	800mm/31"	24mm/0.9"	147 kg	500
DCT-D28PT1010P-01	1000mm/39"	1000mm/39"	24mm/0.9"	176 kg	500
DCT-D28PT1206P-01	1200mm/47"	600mm/24"	24mm/0.9"	132 kg	500
DCT-D28PT1212P-01	1200mm/47"	1200mm/47"	24mm/0.9"	251 kg	500
DCT-D28PT1510P-01	1500mm/59"	1000mm/39"	24mm/0.9"	262 kg	500
DCT-D28PT2010P-01	2000mm/79"	1000mm/39"	24mm/0.9"	350 kg	500
DCT-D28PT2412P-01	2400mm/94"	1200mm/47"	24mm/0.9"	504 kg	500

3D welding table Okto



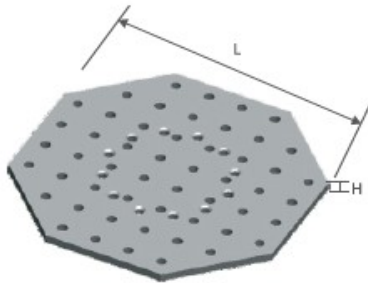
D28 Series

L(mm)	H(mm)	Material	Model
SW600	100	Steel	DCT-D28PT806H-01
SW800	100	Steel	DCT-D28PT808H-01
SW1000	100	Steel	DCT-D28PT810H-01
SW1200	100	Steel	DCT-D28PT812H-01

D16 Series

L(mm)	H(mm)	Material	Model
SW600	100	Steel	DCT-D16PT806H-01
SW800	100	Steel	DCT-D16PT808H-01
SW1000	100	Steel	DCT-D16PT810H-01
SW1200	100	Steel	DCT-D16PT812H-01

2D welding table Okto






D28 Series

L(mm)	H(mm)	Material	Model
SW600	≈25	Steel	DCT-D28PT806P-01
SW800	≈25	Steel	DCT-D28PT808P-01
SW1000	≈25	Steel	DCT-D28PT810P-01

D16 Series

L(mm)	H(mm)	Material	Model
SW400	≈12	Steel	DCT-D16PT804P-01
SW600	≈12	Steel	DCT-D16PT806P-01
SW800	≈12	Steel	DCT-D16PT808P-01

Legs

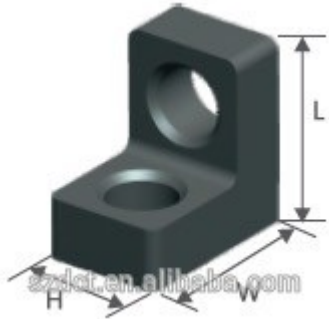
Support Leg and Frame					
Model No.	Product	Reference	H (mm/inch)	approx. w kg	max. Load in kg
DCT-D00PT00-750A	Standard Support		750mm/30"	29	2000
DCT-D00PT00-650A			650mm/26"	25	2000
DCT-D00PT00-450A			450mm/18"	17	2000
DCT-D00PT00-250A			250mm/10"	9	2000
DCT-D00PT00-750B	Standard Support on Castors		750mm/30"	30.5	2000
DCT-D00PT00-650B			650mm/26"	26	2000
DCT-D00PT00-450B			450mm/18"	18.5	2000
DCT-D00PT00-250B			250mm/10"	10.5	2000
K650	Reinforced Frame Support		650mm/26"	NA	5000
K450			450mm/18"		5000
K250			250mm/10"		5000

More photos:



Locating Angles

1. clamping and locating angle bores / Bore small



Features:

- ideal for confined spaces
- infinitely variable height-adjustable support surfaces

D28 Series

L(mm)	W(mm)	H(mm)	Model
75	75	50	DCT-D28JC75A01

D16 Series

L(mm)	W(mm)	H(mm)	Model
40	40	25	DCT-D16JC40A01

2. Clamping and locating angle bores / Oblong hole small



Features:

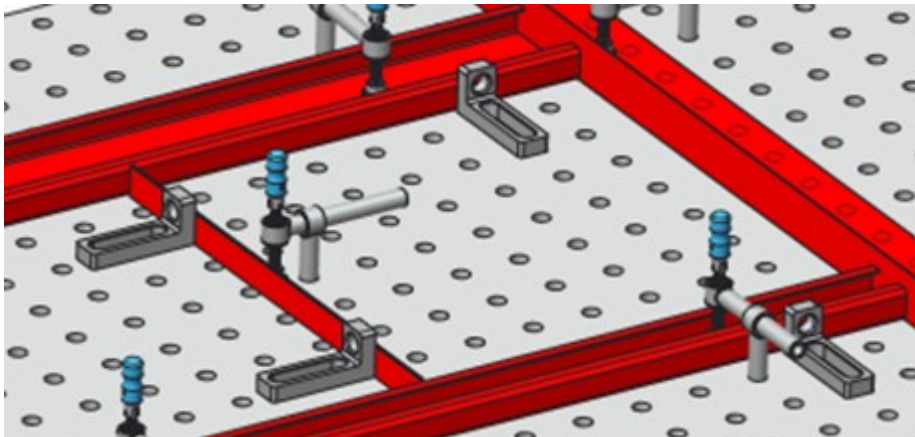
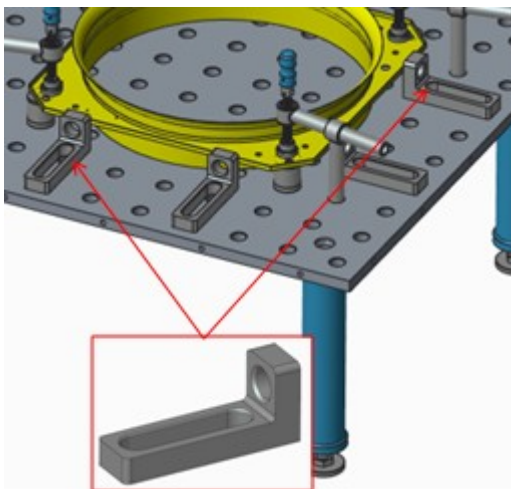


- Measuring alignment using the grid lines on 3D welding table possible
- fixed and infinitely adjustable via oblong holes
- ideal for confined spaces
- combination Bores / Oblong hole

D28 Series

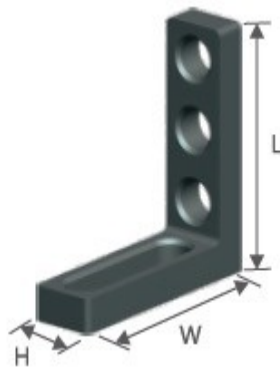
L(mm)	W(mm)	H(mm)	Model
175	75	50	DCT-D28JC175A01

D16 Series

L(mm)	W(mm)	H(mm)	Model
90	40	25	DCT-D16JC90A01



3. Clamping and locating angle Bores / Oblong hole medium



Features:

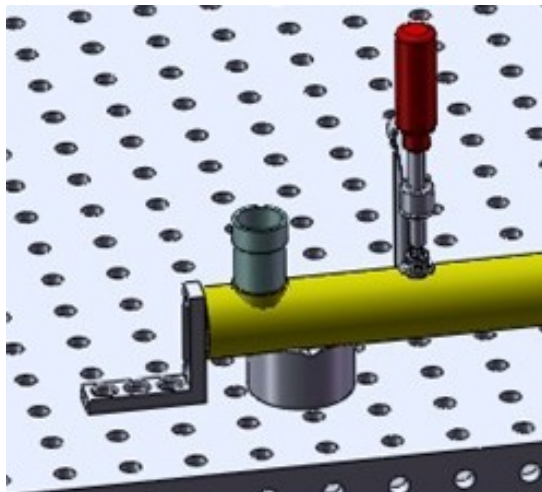
- Combination system bores / Oblong hole , hence many clamping options

D28 Series

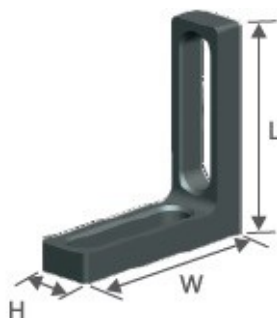
L(mm)	W(mm)	H(mm)	Feature	Model
175	175	50	Hole/Groove	DCT-D16JC40A02

D16 Series

L(mm)	W(mm)	H(mm)	Feature	Model
90	90	25	Hole/Groove	DCT-D16JC40A02



4. Clamping and locating angle medium



Features:

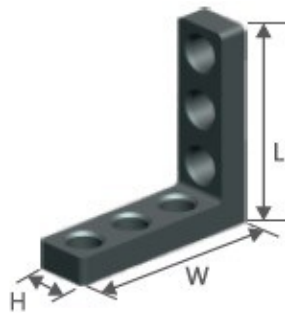

- Measuring alignment using the grid lines
- on 3D welding table possible
- fixed and infinitely adjustable
- ideal for confined spaces

D28 Series

L(mm)	W(mm)	H(mm)	Feature	Model
175	175	50	Groove/Groove	DCT-D28JC175A03

D16 Series

L(mm)	W(mm)	H(mm)	Feature	Model
90	90	25	Groove/Groove	DCT-D16JC90A03




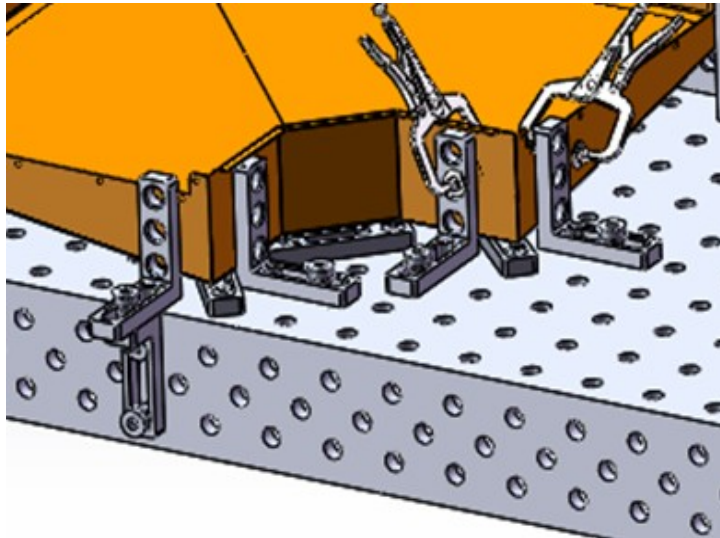
D28 Series

L(mm)	W(mm)	H(mm)	Feature	Model
175	175	50	Hole/Hole	DCT-D28JC175A04

D16 Series

L(mm)	W(mm)	H(mm)	Feature	Model
90	90	25	Hole/Hole	DCT-D16JC90A04





5. Clamping and locating angle bores / Oblong hole large



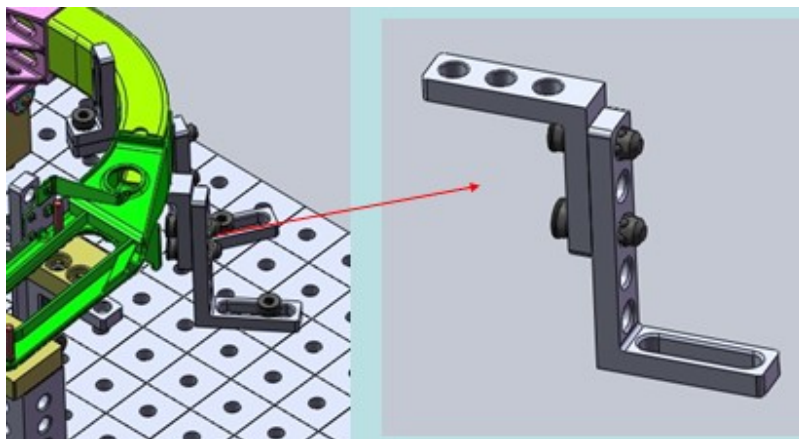

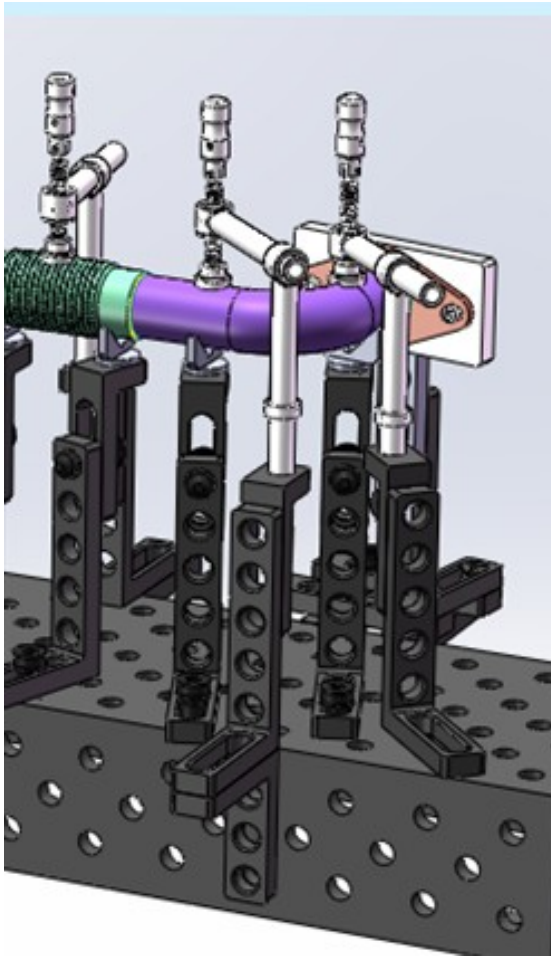
- precision scaling bilateral
- two full angle areas, hence can be used bilaterally
- a height-adjustable support can be achieved.
- Compatible with all clamping and locating angles. Hence, by means of the oblong hole
 - Combination system bores / Oblong hole hence many clamping options
 - Measuring alignment using the grid lines on 3D welding table possible

D28 Series

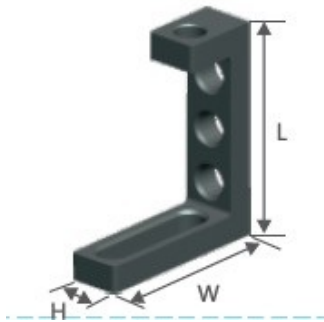
L(mm)	W(mm)	H(mm)	Model
275	175	50	DCT-D28JC275A01

D16 Series

L(mm)	W(mm)	H(mm)	Model
140	90	25	DCT-D16JC140A01





6. Clamping and locating angle bores / Bores / Oblong hole medium



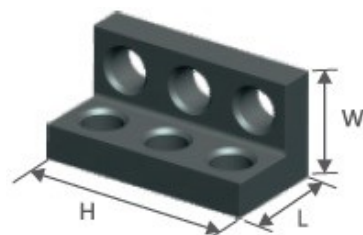
- Combination system bores / Oblong hole hence many clamping options
- with additional head plate for further add-ons
- precision scaling bilateral
- Measuring alignment using the grid lines on 3D welding table possible

D28 Series

Model No.	L(mm)	W(mm)	H(mm)
DCT-D28JC200A01	200	175	50



7. Angle bracket



- very sturdy clamping- and stop angle for workpieces and system parts
- direct connection of 3D welding table and base rail

D28 Series

L(mm)	W(mm)	H(mm)	Model
75	75	150	DCT-D28JC75B01

Clamping and locating angles

Clamping and locating angle is used to sustain the workpiece at right angles. It can be installed on the top surface or four sides of the fixture to extend the length of working table. Besides good appearance, high durability, the supporting angle iron can avoid welding spatters and is hard to distort.

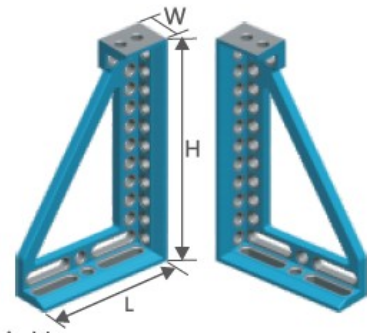
Supporting Angle Iron can be used to locate workpiece, extend working table and support accessories.

Features:

The four working surfaces of supporting angle iron have the following functions:

- Extending the length of working table and facilitating fixing and clamping workpieces.
- Can be adjusted flexibly for locating workpieces.
- Locating large workpieces when being laid on the top surface of sides of the fixture.

1. Clamping and locating angles 600



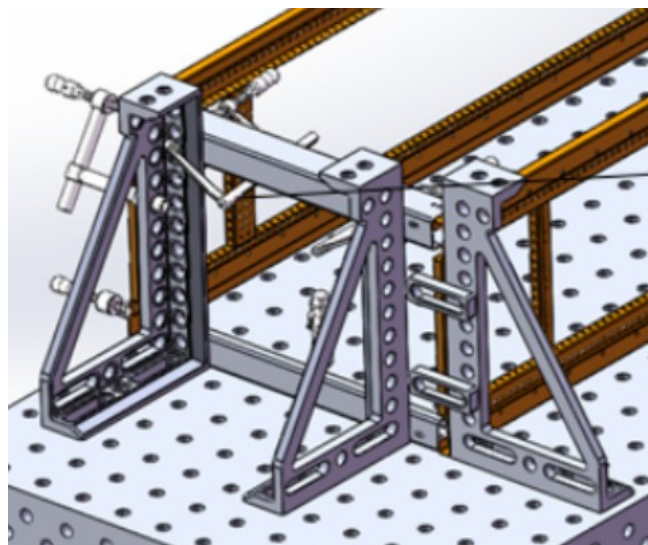
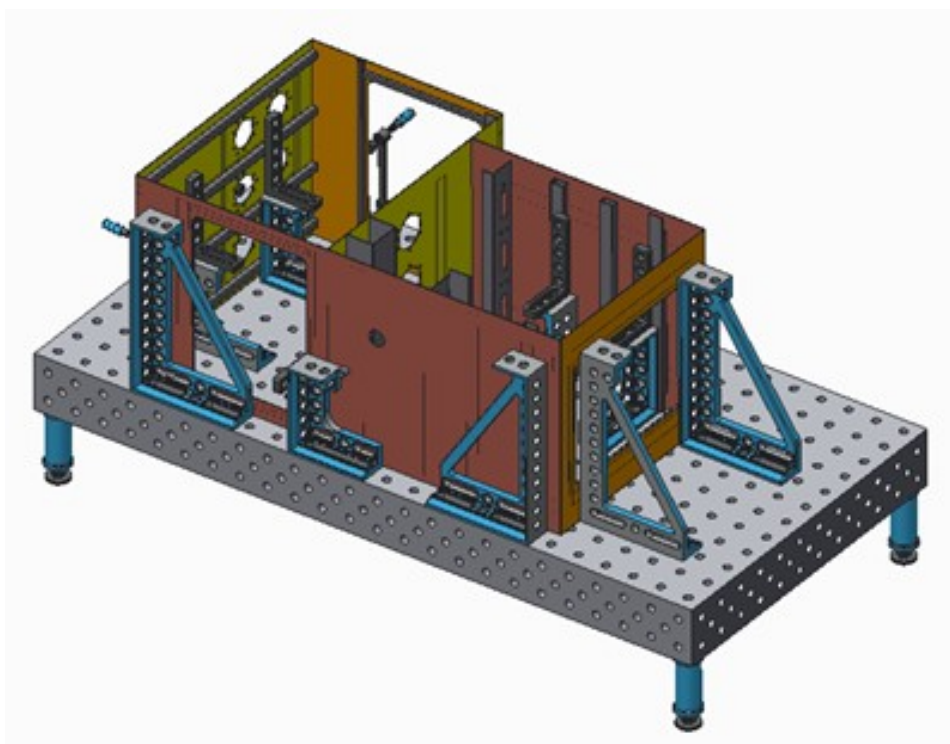
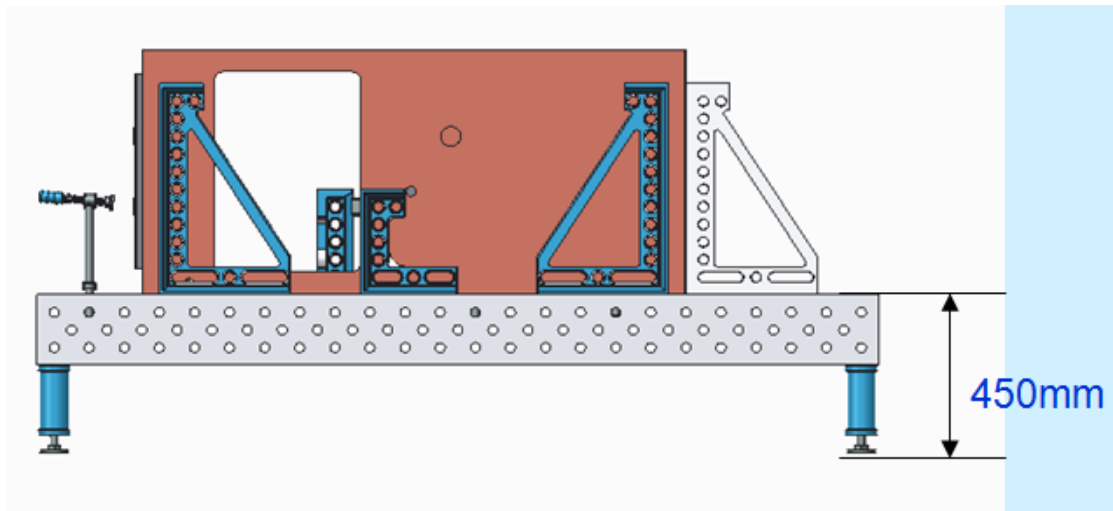
- ordering in pairs is recommended
- 28 with precision scaling
- with grid lines

D28 Series

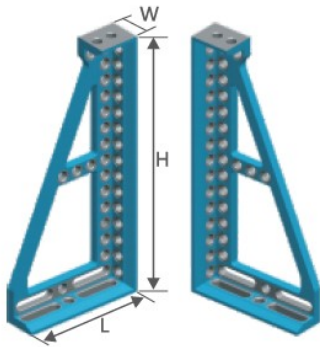
Model No.	L(mm)	W(mm)	H(mm)	Reference
DCT-D28JT600R01	375	100	600	Right
DCT-D28JT600L01	375	100	600	Left

D16 Series

Model No.	L(mm)	W(mm)	H(mm)	Reference
DCT-D16JT400R01	190	50	400	Right
DCT-D16JT400L01	190	50	400	Left



2. Clamping and locating angles 800



- ordering in pairs is recommended
- 28 with precision scaling and clamping bar
- with grid lines

D28 Series

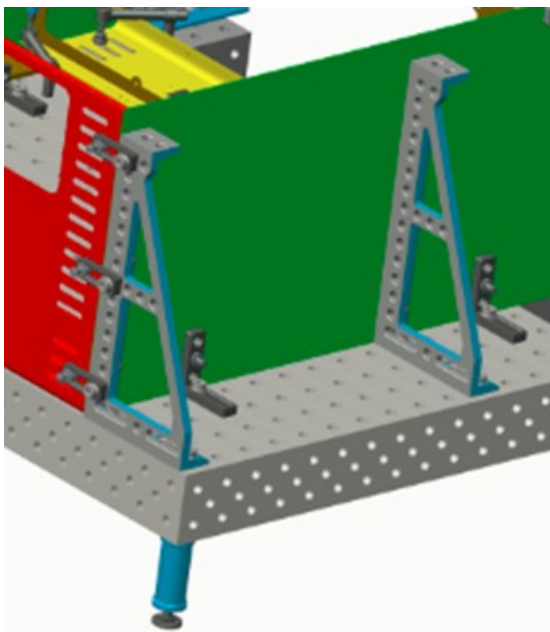
Model No.	L(mm)	W(mm)	H(mm)	Reference
DCT-D28JT800R01	375	100	800	Right
DCT-D28JT800L01	375	100	800	Left

D16 Series

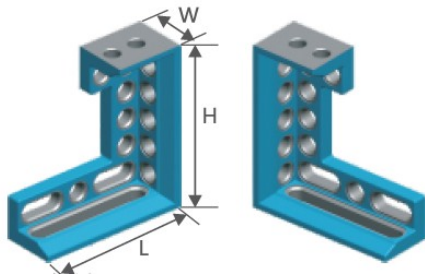
Model No.	L(mm)	W(mm)	H(mm)	Reference
DCT-D16JT600R01	190	50	600	Right
DCT-D16JT600L01	190	50	600	Left

Application:

Clamping and locating angles are used to stop larger and higher parts. They are made of high quality cast iron HT300 and specifically designed to handle heavy parts. They can be fixed and variably adjusted as a result of the combination of system bore holes and the oblong hole. It can also be used as a table extension.



3. Clamping and locating angles 300



- ordering in pairs is recommended
- 28 with precision scaling
- with grid lines

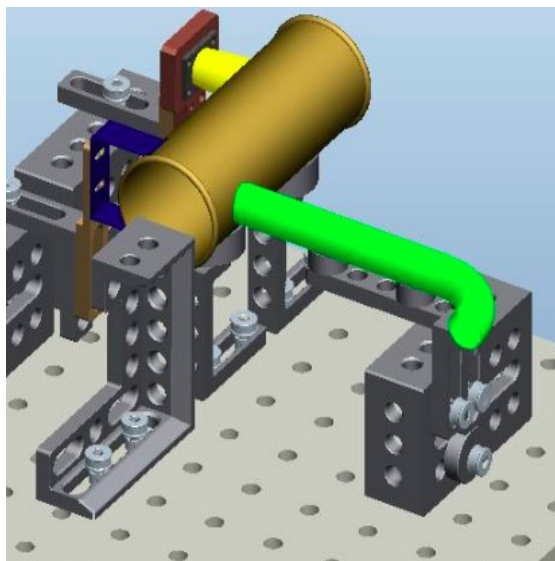
D28 Series

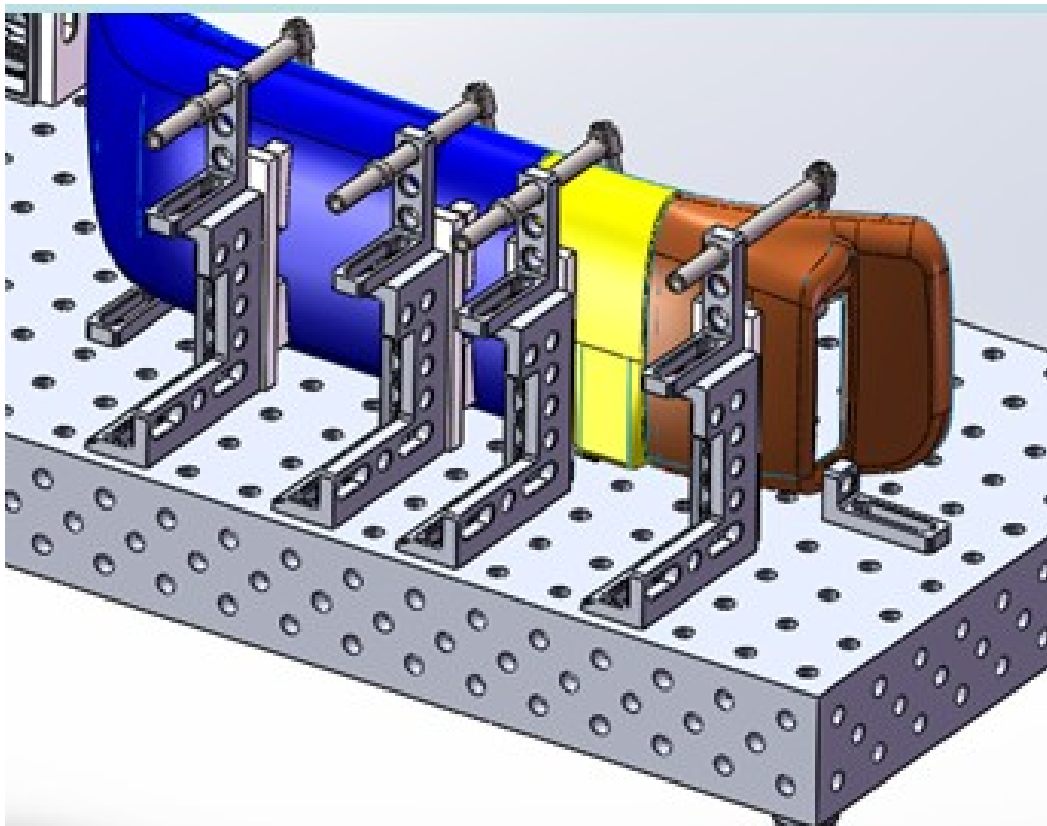
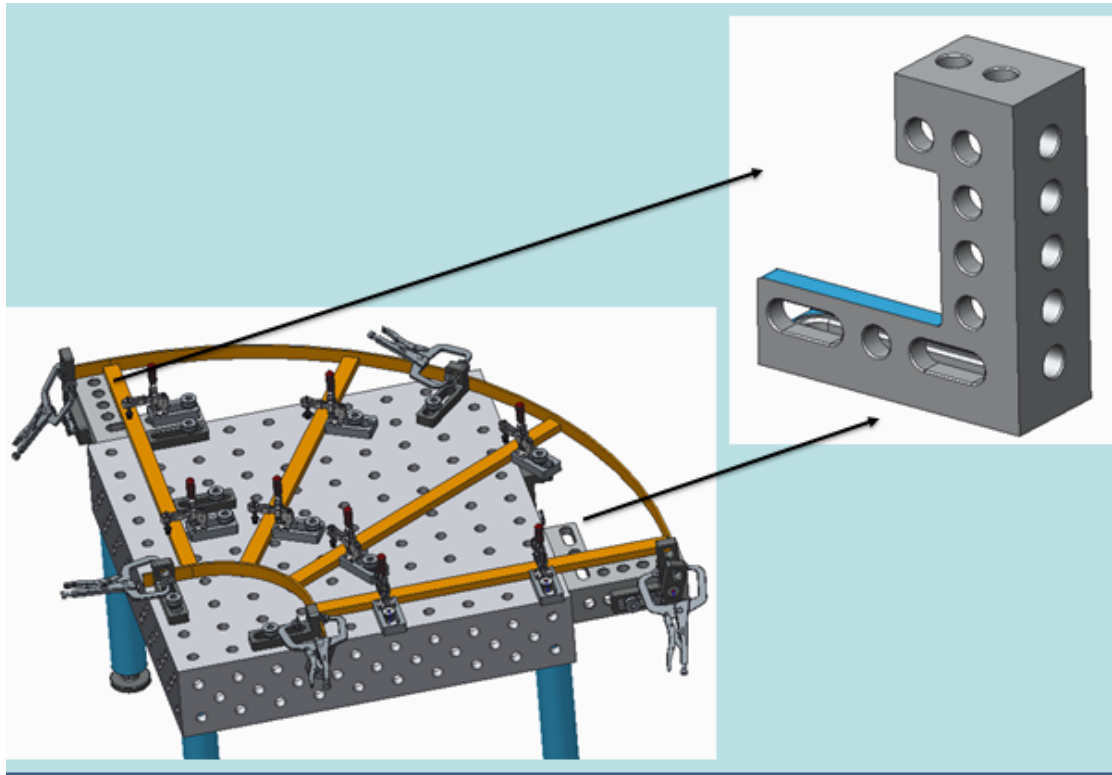
Model No.	L(mm)	W(mm)	H(mm)	Reference
DCT-D28JT300R01	275	100	300	Right
DCT-D28JT300L01	275	100	300	Left

D16 Series

Model No.	L(mm)	W(mm)	H(mm)	Reference
DCT-D16JT200R01	140	50	200	Righth
DCT-D16JT200L01	140	50	200	Left

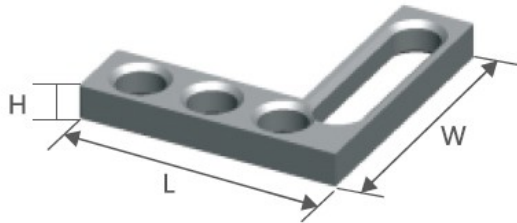
Application: This clamping and locating angle square reveals a multitude of clamping possibilities due to its three dimensionality. It was especially designed for the use of heavy parts. It is used both as a limit stop and table extension. The material of cast iron HT300 achieves the utmost in stability for this clamping and locating angle square. Ordering in pairs is suggested.





Plane Angles

1. Flat Square



Features:

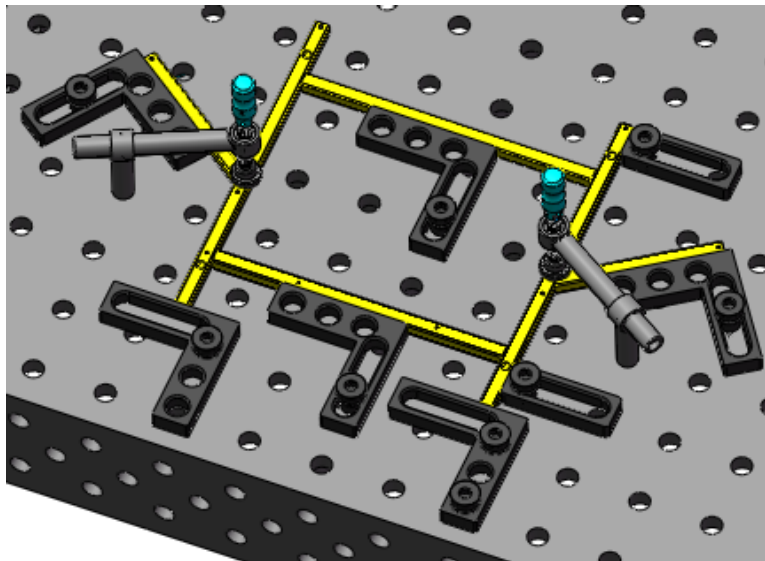
- The Flat square can be firmly fixed or variably adjusted as a result of the combination of system bore holes and oblong slot.
- The flat square is freely adjustable over a length of up to 100mm.

D28 Series

L(mm)	W(mm)	H(mm)	Model
175	175	25	DCT-D28PJ175A01

D16 Series

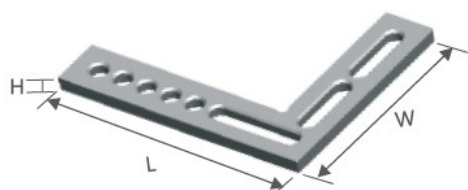
L(mm)	W(mm)	H(mm)	Model
90	90	12	DCT-D16PJ90A01



2. Flat angle bar

Features:

- full stop surfaces interior and exterior
- many options through oblong holes and system bores
- infinitely shiftable through oblong holes
- The Flat angle bar can be firmly fixed or variably adjusted as a result of the combination




of system bore holes and oblong slot. The flat square is freely adjustable over a length of up to 200mm.

D28 Series

L(mm)	W(mm)	H(mm)	Model
500	375	25	DCT-D28PJ500A01
325	175	25	DCT-D28PJ325A01
275	175	25	DCT-D28PJ275A01

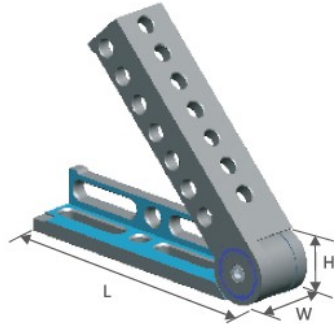
D16 Series

L(mm)	W(mm)	H(mm)	Model
250	190	12	DCT-D16PJ250A01



Universal Pivot and Tilt Angle

The angle gauge is a very helpful tool on the welding table when you need to work on angular joints on your product especially those hard to get angles. It can be easily adjusted to get to the angle that you desire with markings on the positioner.



Features:

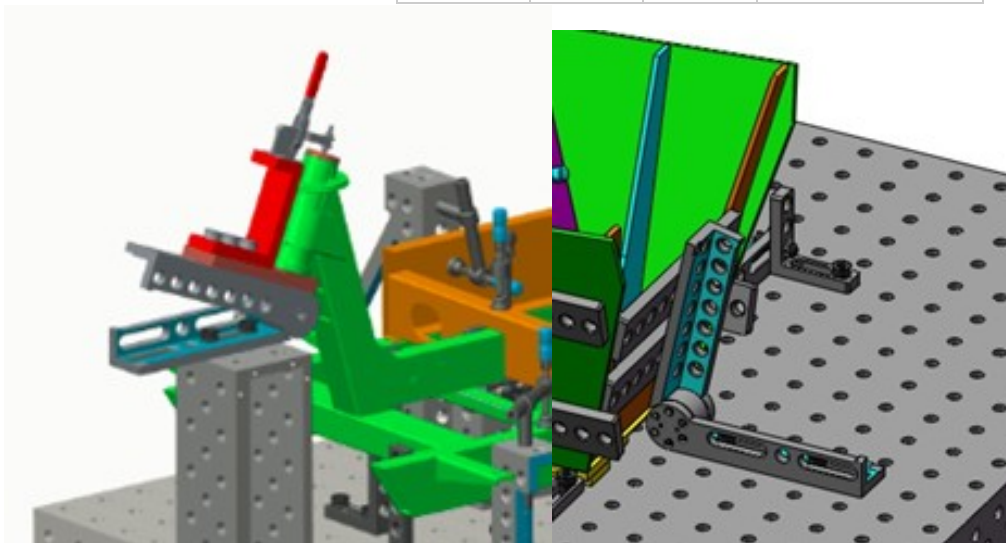
1. Angle gauge can be used to locate workpiece at an angle from 0 degree to 225 degrees.
2. It can be used as a basic positioning.
3. It can also be used as ordinary locating piece or as the base for the installation of other accessories.

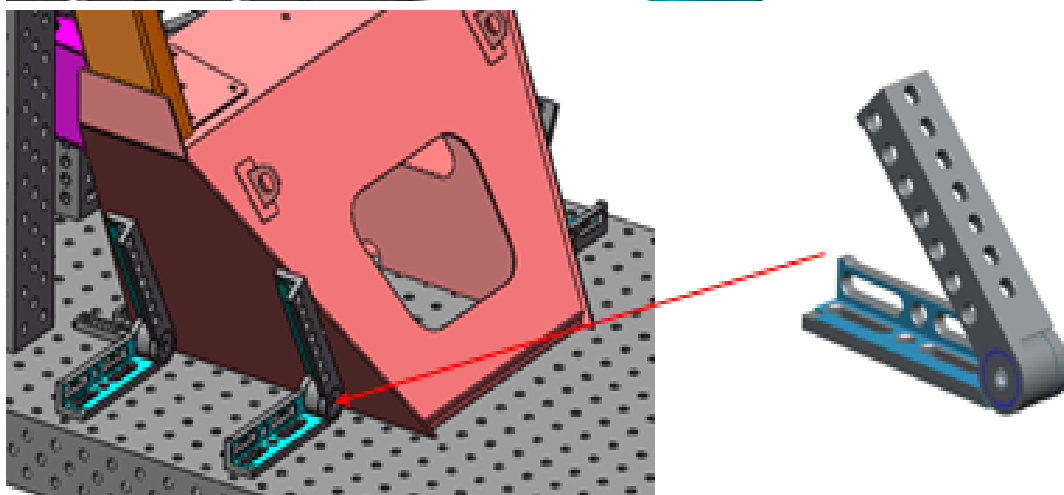
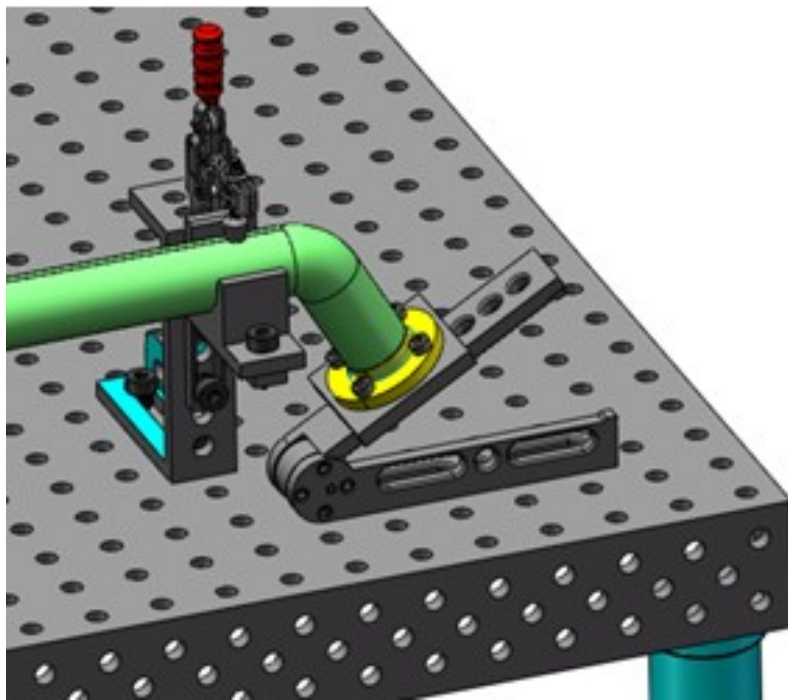
D28 Series

L(mm)	W(mm)	H(mm)	Model
475	100	100	DCT-D28JD475

D16 Series

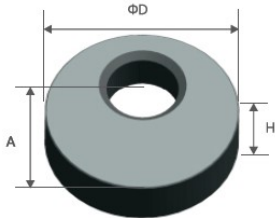
L(mm)	W(mm)	H(mm)	Model
250	50	50	DCT-D16JD250





Universal-stop

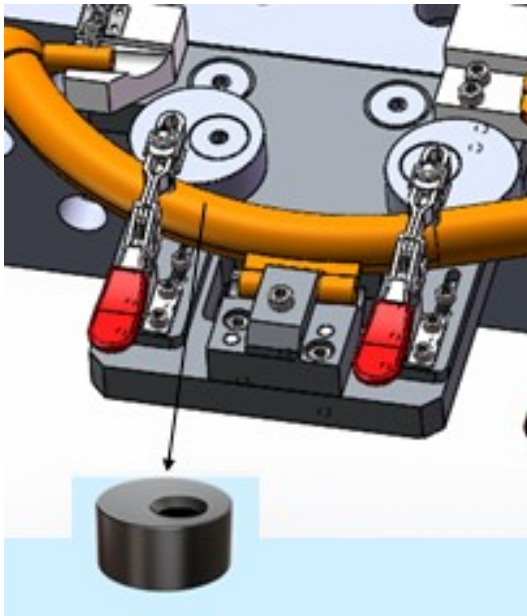
1. Locating disk



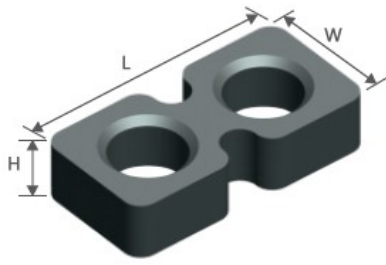
- use as a stop or a support
- Attachment with PC bolts or connection bolts
- infinitely adjustable by rotating (adjustment track A)
- low space requirement

D28 Series

D(mm)	H(mm)	A(mm)	Model
75	25	50	DCT-D28PX75-01
100	25	75	DCT-D28PX100-01



2. Universal-stop small



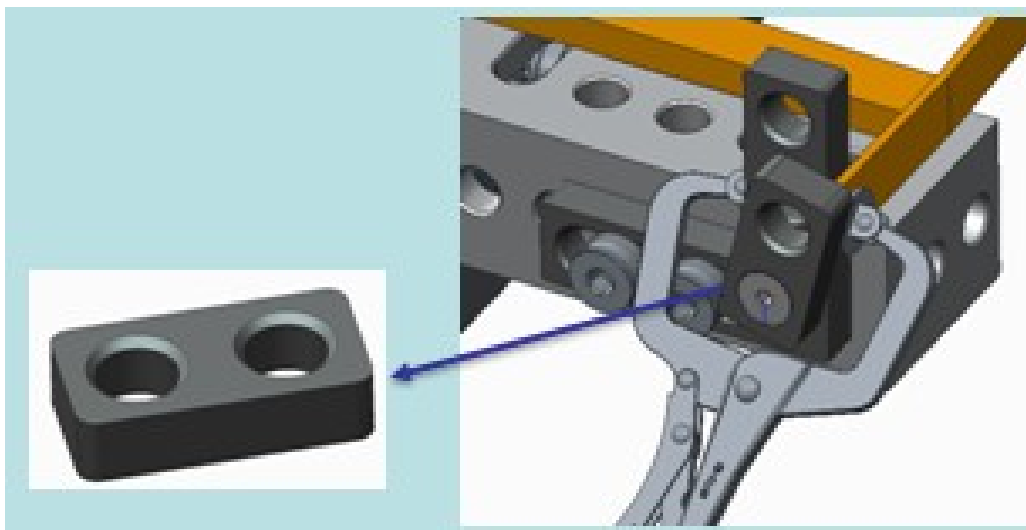
- preferred use where space is limited

D28 Series

L(mm)	W(mm)	H(mm)	Model
100	50	25	DCT-D28PC100A01

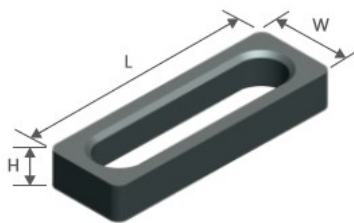
D16 Series

L(mm)	W(mm)	H(mm)	Model
55	25	12	DCT-D16PC55A01



3. Displacement-stop

- infinitely adjustable by bilateral scale
- bilateral precision scaling



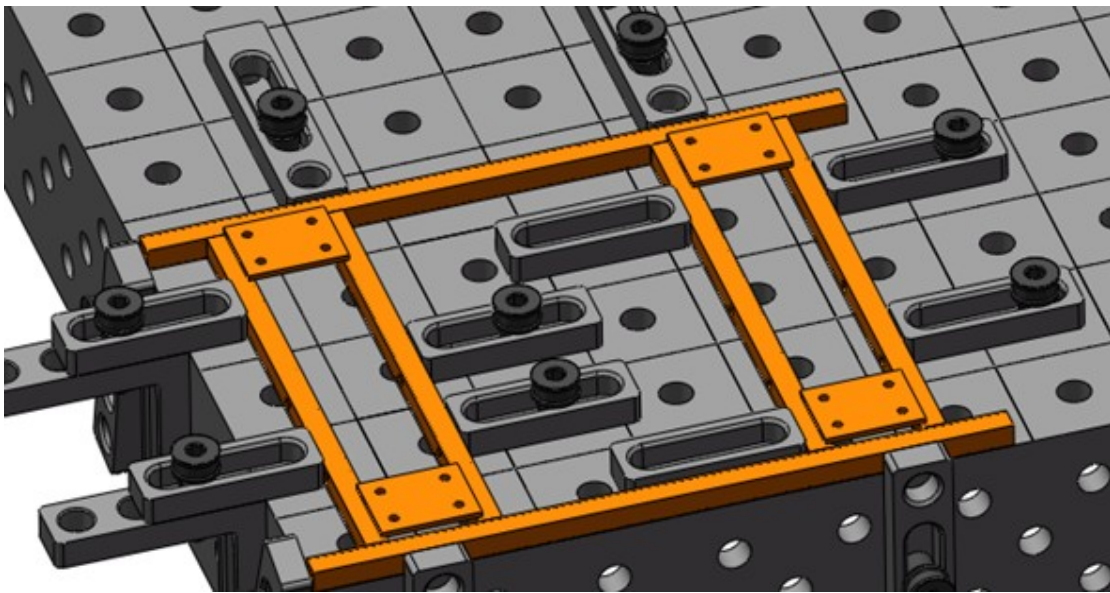

D28 Series

L(mm)	W(mm)	H(mm)	Model
150	50	25	DCT-D28PC150A01


D16 Series

L(mm)	W(mm)	H(mm)	Model
75	25	12	DCT-D16PC75A01

Application: The displacement-stop is with oblong hole, which can individually be adjusted through the oblong hole. This stop is suitable to be used in confined spaces.



4. Universal-stop large



D28 Series

L(mm)	W(mm)	H(mm)	Model
225	50	25	DCT-D28PC225A02


D16 Series

L(mm)	W(mm)	H(mm)	Model
115	25	12	DCT-D16PC115A02

Application:

- Oblong hole, thus many clamping options.
- In table bore pattern lockable and attachable 5-sided by means of PC bolts
- In position 360

5. Universal-stop 225 L & 115 L



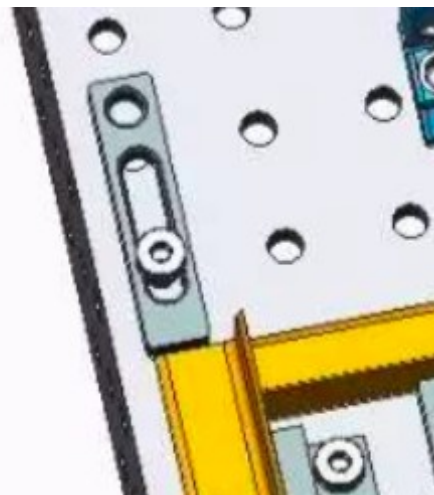
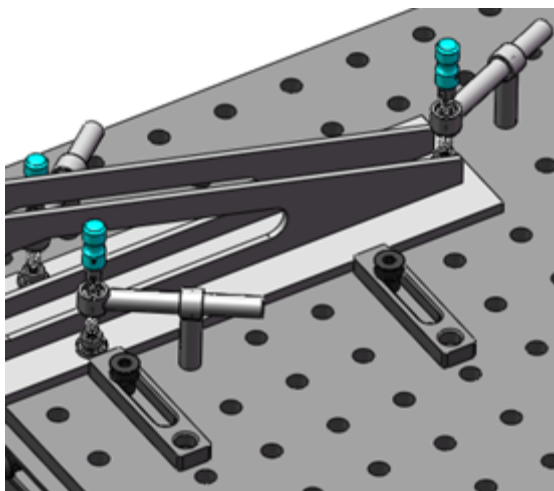
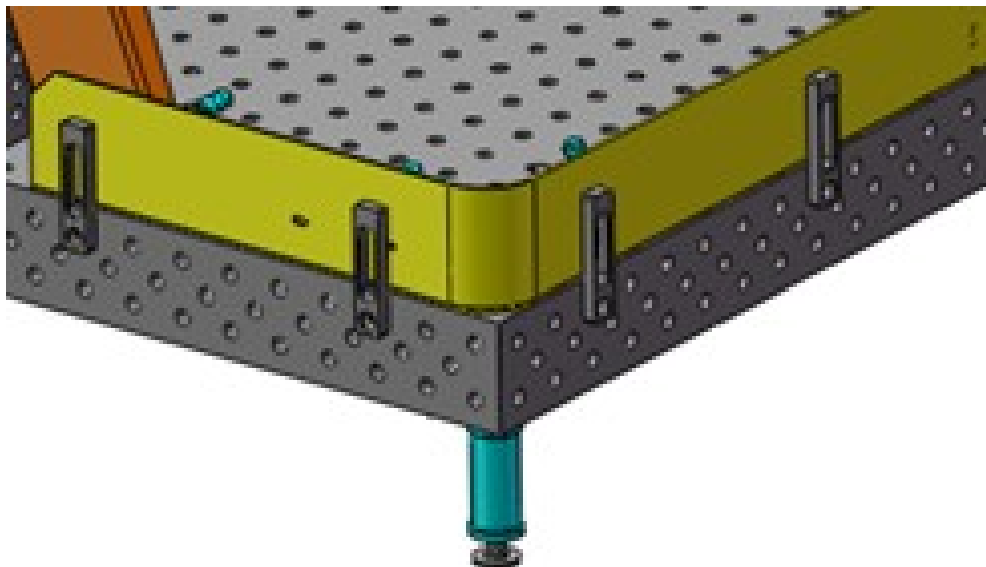
- The universal stop is perfectly suitable for clamping metal and shaped pieces
- Also available in chromed version

D28 Series


L(mm)	W(mm)	H(mm)	Model
225	50	25	DCT-D28PC225A01

D16 Series

L(mm)	W(mm)	H(mm)	Model
115	25	12	DCT-D16PC115A01



6. Universal-stop Large





- larger setting range than Uni- stop large
- three and/or seven system bores
- to bridge over larger locating surfaces
- as lateral stop for large supports

D28 Series


L(mm)	W(mm)	H(mm)	Model
300	50	25	DCT-D28PC300A01

D16 Series

L(mm)	W(mm)	H(mm)	Model
165	25	12	DCT-D16PC165A01



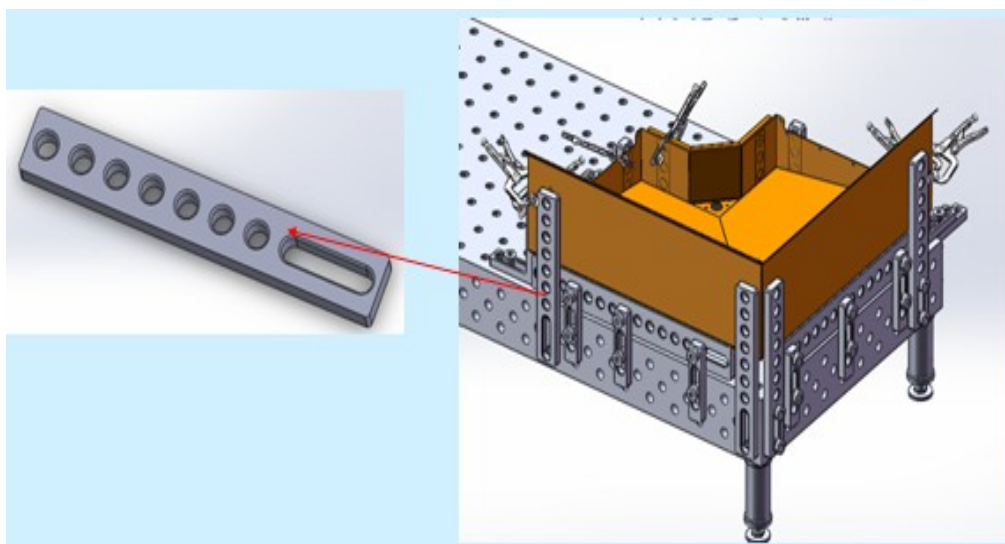
7. stop-strip



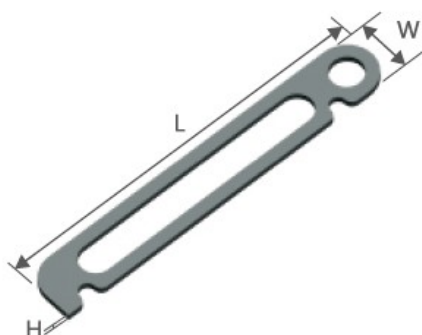
- Combination System bore / Oblong hole hence
- many clamping options

D28 Series

L(mm)	W(mm)	H(mm)	Model
500	50	25	DCT-D28PC500A01



8. Contours-stop

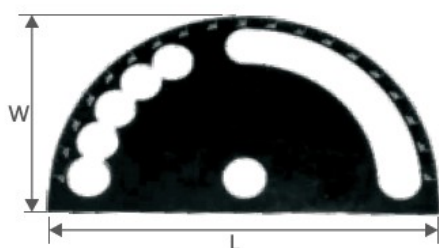


- serves as support and stopper elements for light workpieces
- clamping through PC bolts and spacer disk of the spacer set
- Economical

D28 Series

L(mm)	W(mm)	H(mm)	Model
325	50	6	DCT-D28PC325B01

9. Angle-setting template



- The angle-setting template is highly flexible as it has scales 1° on both sides.
- infinitely adjustable 0° - 90°
- quick to mark out 0 - 60° (15° steps)
- r = Radius 125 mm (28) and/or 75 mm (16)

D28 Series

L(mm)	W(mm)	H(mm)	Model
250	150	5	DCT-D28PC250C01

D16 Series


L(mm)	W(mm)	H(mm)	Model
150	90	5	DCT-D16PC150C01

Spacer Angle U-shape



Features:

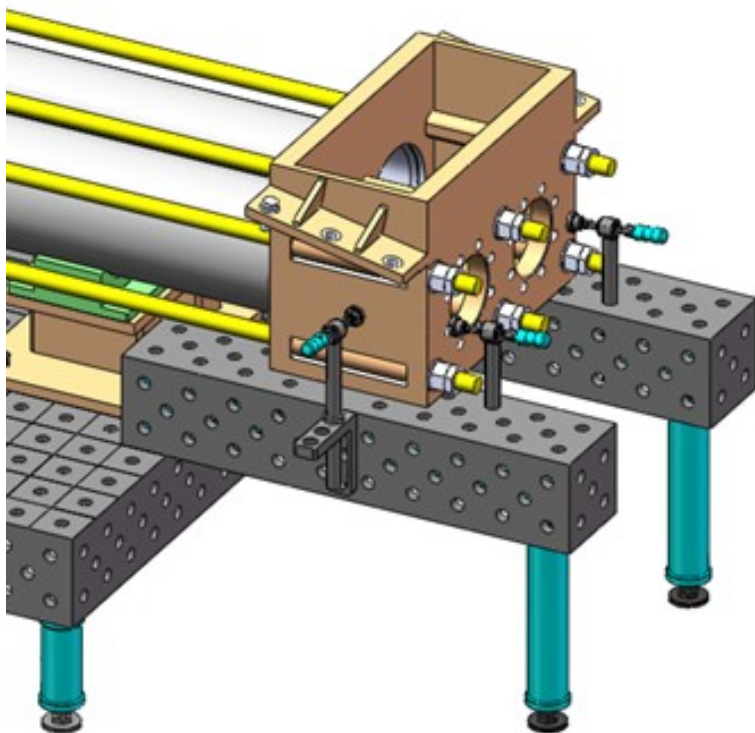
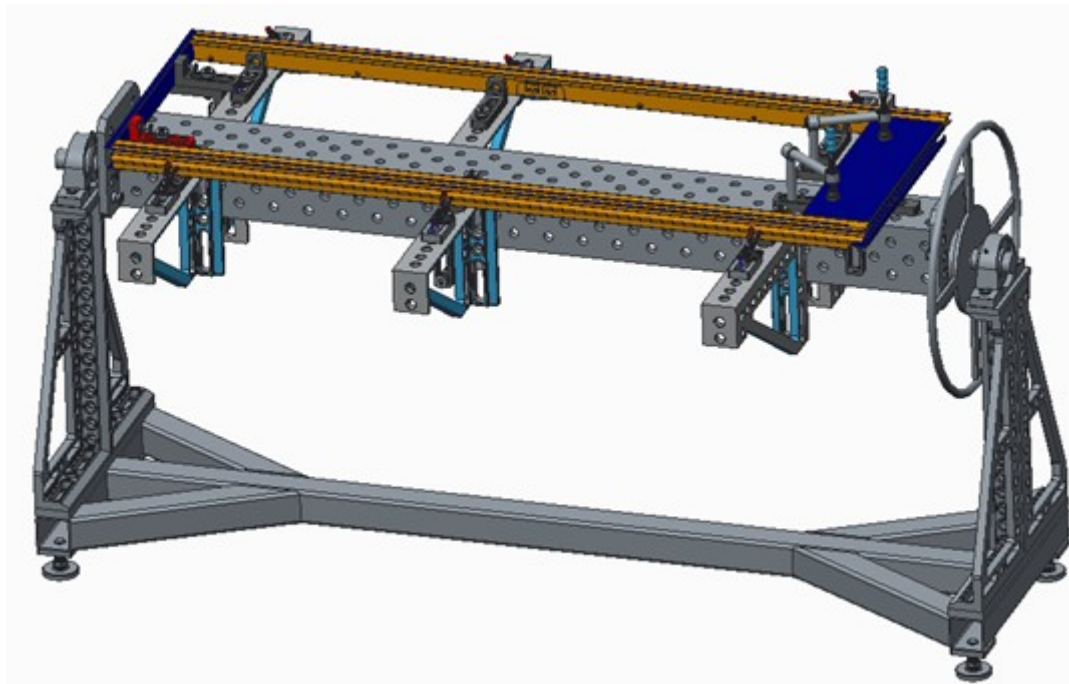
- Use: 5-sided
- as table connection for connecting multiple 3D tables
- third axis extension as a clamping tower or as a lateral table locator
- Connection of system components

D16 Series

	L(mm)	W(mm)	H(mm)	编号
	500	100	100	DCT-D16FXU05-01
	1000	100	100	DCT-D16FXU10-01
	1500	100	100	DCT-D16FXU15-01

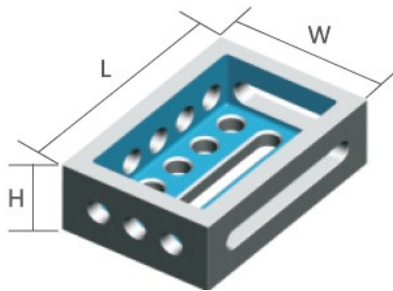
D28 Series

	L(mm)	W(mm)	H(mm)	编号
	500	200	200	DCT-D28FXU05-01
	1000	200	200	DCT-D28FXU10-01
	1200	200	200	DCT-D28FXU12-01
	1500	200	200	DCT-D28FXU15-01
	2000	200	200	DCT-D28FXU20-01
	2400	200	200	DCT-D28FXU24-01
	3000	200	200	DCT-D28FXU30-01
	4000	200	200	DCT-D28FXU40-01
	500	400	200	DCT-D28FXU05-02
	1000	400	200	DCT-D28FXU10-02
	1200	400	200	DCT-D28FXU12-02
	1500	400	200	DCT-D28FXU15-02
	2000	400	200	DCT-D28FXU20-02
	2400	400	200	DCT-D28FXU24-02
	3000	400	200	DCT-D28FXU30-02
	4000	400	200	DCT-D28FXU40-02





Spacer Angle C-shape



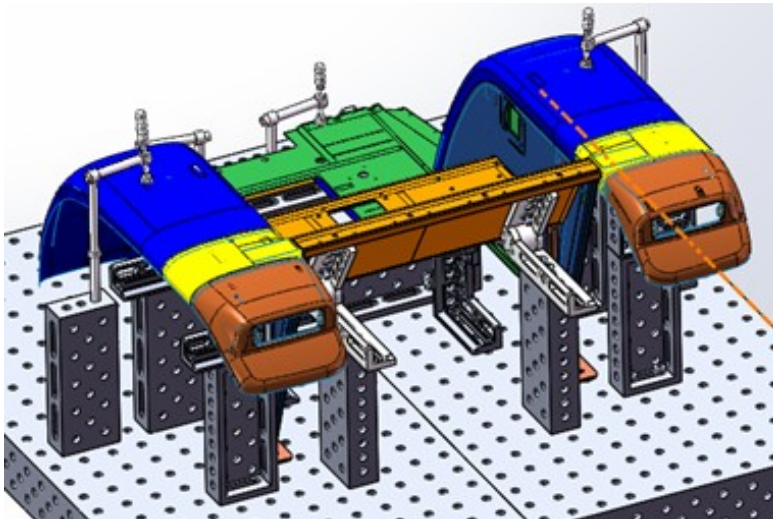


D28

L(mm)	W(mm)	H(mm)	Model
300	200	100	DCT-D28FXC03-01
500	200	100	DCT-D28FXC05-01
1000	200	100	DCT-D28FXC10-01

D16


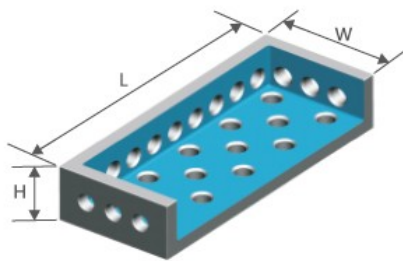
L(mm)	W(mm)	H(mm)	Model
150	100	50	DCT-D16FXC015-01
250	100	50	DCT-D16FXC025-01
300	100	50	DCT-D16FXC030-01



Spacer Angle L-Form

The four working surfaces of spacer angle L-form has the following functions:

- Extending the length of working table and facilitating fixing and clamping workpieces.
- Linking two or more than two welding tables.
- Used as locating pieces and supporting pieces for welding fixtures.



D28 Series

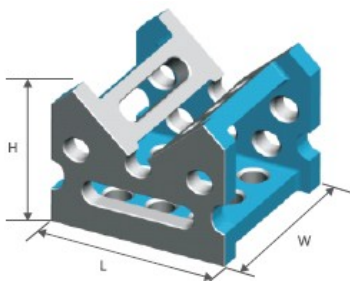
L(mm)	W(mm)	H(mm)	Model
500	200	100	DCT-D28FXL05-01
1000	200	100	DCT-D28FXL10-01
1200	200	100	DCT-D28FXL12-01
1500	200	100	DCT-D28FXL15-01
2000	200	100	DCT-D28FXL20-01

D16 Series

L(mm)	W(mm)	H(mm)	Model
200	100	50	DCT-D16FXL02-01
300	100	50	DCT-D16FXL03-01
500	100	50	DCT-D16FXL05-01

Corner Connection

- There are standard connecting holes on the sides.
- in high-strength aluminium / titanium alloy, thus approx. 60 % less weight and approx. 10 % more flexural strength compared to cast
- diagonal table extension
- flexible use as V-block. support and locator etc.
- It can be used as a switching unit for the extension of the table and cube case.
- Pipe diameter (less than $\Phi 200$) can be used as a V-shaped Locating Piece.
- Angle connecting block can be used to expand the area of working surface when being fastened at the corner of working surface.
- Its V-shaped surface can be used to fix the workpiece at right angles when being laid sideways on the working surface.
- It can be used to locate large workpieces when being fastened on the working surface.



D28 Series

L(mm)	W(mm)	H(mm)	Model
200	200	175	DCT-D28JLJ200-01

D16 Series

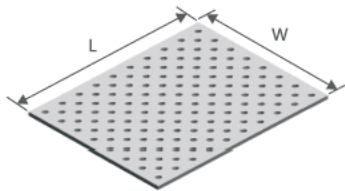
L(mm)	W(mm)	H(mm)	Model
100	100	85	DCT-D16JLJ100-01

Clamping and Adapter Plate

Flange Plate is made according to national standard GB, JIS standard, ANSI standard. It is suitable for different pressure requirement, different pipe size and different national standard requirement. Therefore, when customers make orders, please notice our salesperson the size of flange plate that you need.

- Use in connection with 3D tables, manipulators and rotary welding tables
 - as an adaptor plate: 2-sided use
 - The clamping Plate flanges is attached with clamping bolts to DCT assemblies.
- Tube flanges can be positioned quickly at the clamping plate by using fixing bolts. In this way time can be saved. A wide range of possible applications result from the 28mm bore holes into which other clamping elements can be fastened.

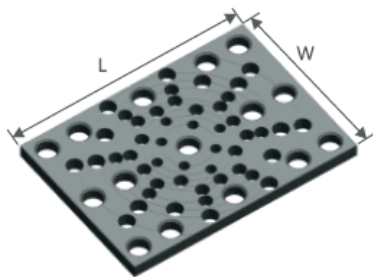
1. Adapter plate for flanges



D28 Series

L(mm)	W(mm)	Thickness	Model
1000	800	25	DCT-D28DYT10-01

2. Adapter plate for flanges



D28 Series ANSI 150RF

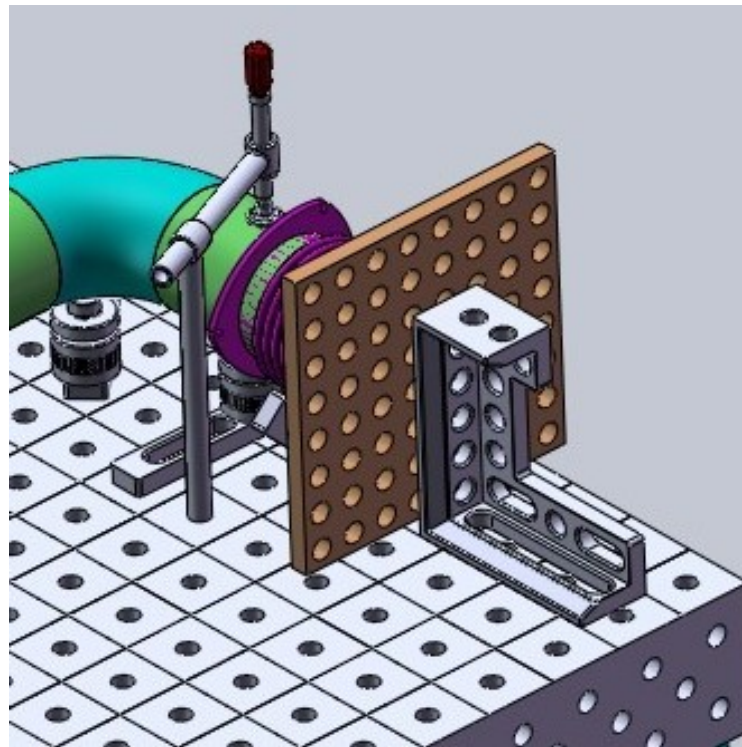
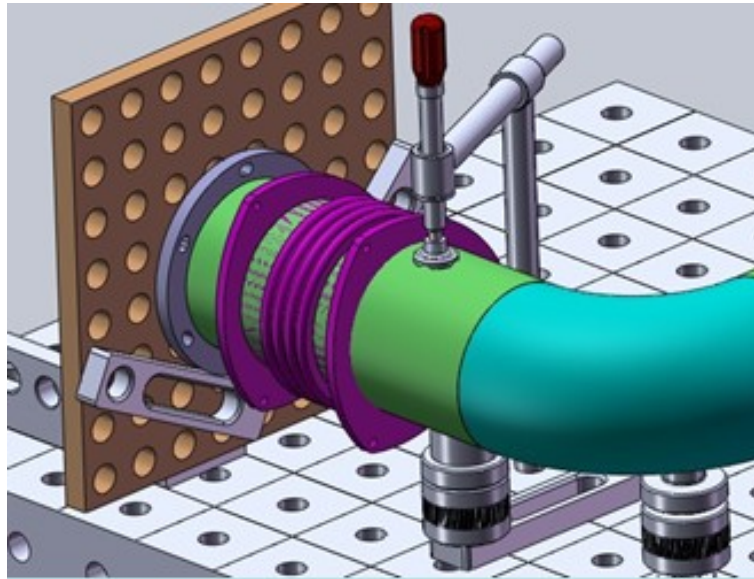
L(mm)	W(mm)	Thickness	Model
350	250	25	DCT-D28FL350-150RF
550	350	25	DCT-D28FL550-150RF

D28 Series ANSI 300RF

L(mm)	W(mm)	Thickness	Model
350	250	25	DCT-D28FL350-300RF
550	350	25	DCT-D28FL550-300RF

D28 Series ANSI 600RF

L(mm)	W(mm)	Thickness	Model
350	250	25	DCT-D28FL350-600RF
550	350	25	DCT-D28FL550-600RF



Spacer Set



Feature:

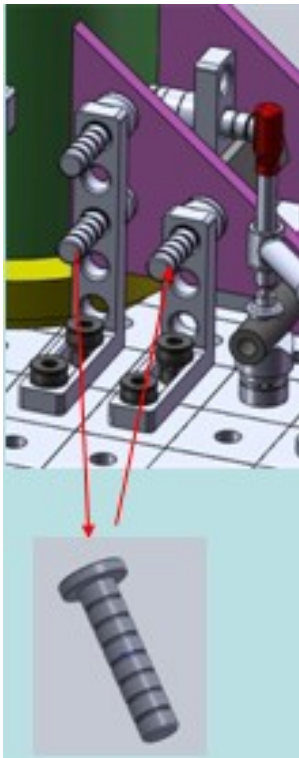
- Spacer Set has screw thread and can be screwed to make up for height deficiency.
- for adjustment of 5-100 (28) and/or 5-50 mm (16) height difference above the reference surface
- smallest increment 1mm
- with sizes etched on the surface of each spacer
- fits all system bores
- self-locking with o-ring
- top surface has an M10 (28) and/ M8 (16) tapped hole for customer-specific components or V-blocks
- comprising: (28) support mandrel individual + bearer sleeves(16) support mandrel

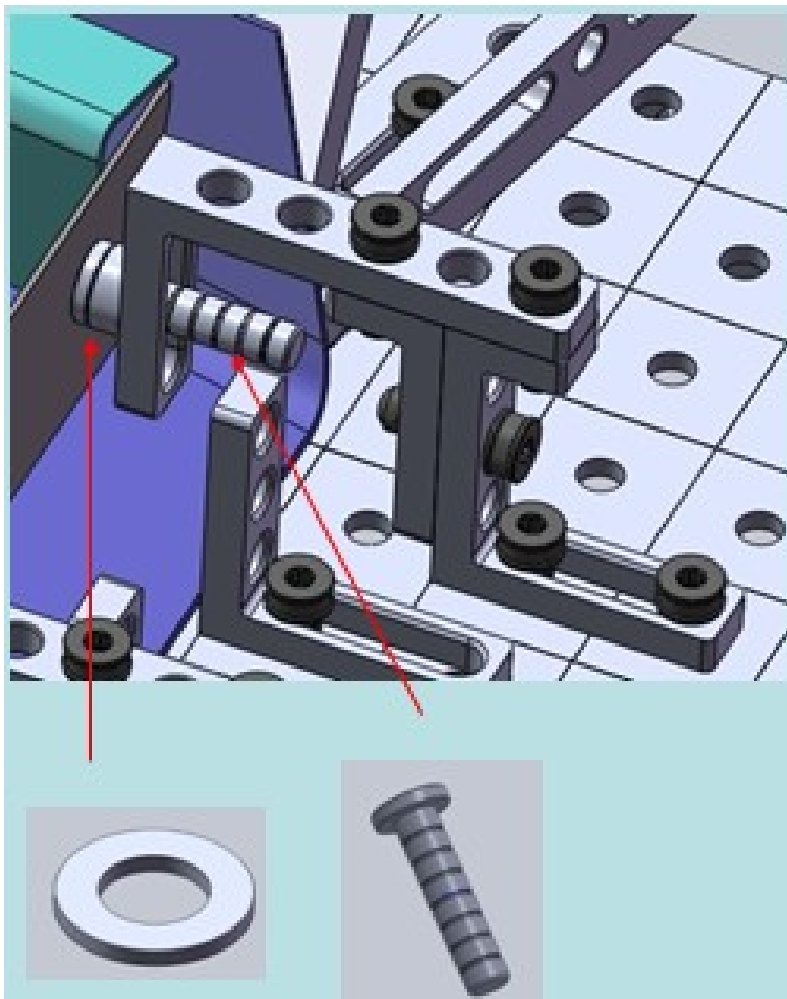
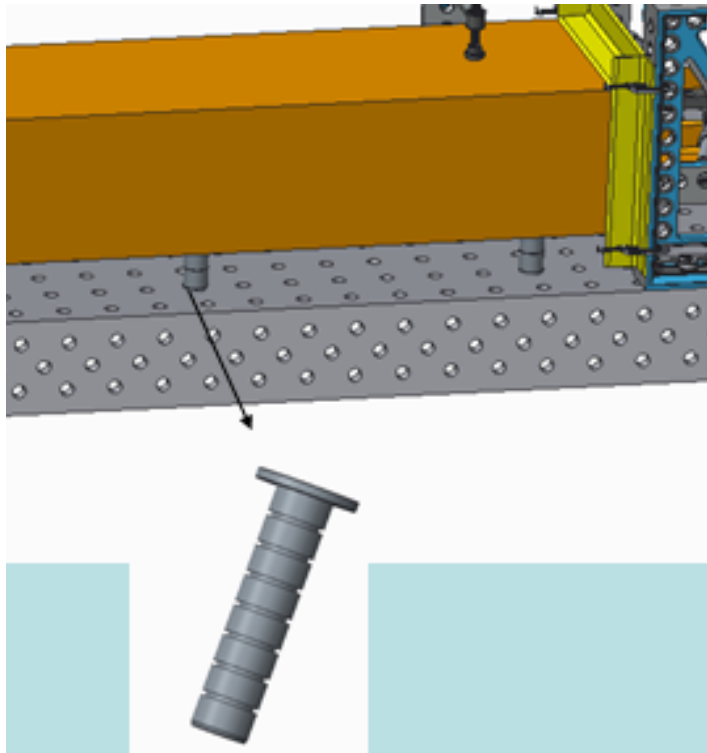
D28 Series

A(mm)	B(mm)	H(mm)	Model
125	28	5	DCT-D28TG01


D16 Series

A(mm)	B(mm)	H(mm)	Model
125	28	5	DCT-D16TG01





1. Spacer set, screwable



D28 Series


A(mm)	B(mm)	H(mm)	Model
125	28	5	DCT-D28TG02

D16 Series

A(mm)	B(mm)	H(mm)	Model
60	25	5	DCT-D16TG02



2. Support mandrel



D28 Series


A(mm)	B(mm)	H(mm)	Model
125	50	5	DCT-D28TG00-01

D16 Series

A(mm)	B(mm)	H(mm)	Model
60	25	5	DCT-D16TG00-01



3. bearer sleeve



D28 Series

A(mm)	B(mm)	Model
1	50	DCT-D28TG00-02
2	50	DCT-D28TG00-03
2.5	50	DCT-D28TG00-04
3	50	DCT-D28TG00-05
4	50	DCT-D28TG00-06
5	50	DCT-D28TG00-07
10	50	DCT-D28TG00-08
20	50	DCT-D28TG00-09
40	50	DCT-D28TG00-10
50	50	DCT-D28TG00-11

D16 Series

A(mm)	B(mm)	Model
1	25	DCT-D16TG00-02
2	25	DCT-D16TG00-03
2.5	25	DCT-D16TG00-04
3	25	DCT-D16TG00-05
4	25	DCT-D16TG00-06
5	25	DCT-D16TG00-07
10	25	DCT-D16TG00-08
20	25	DCT-D16TG00-09

4. adjustable spacer

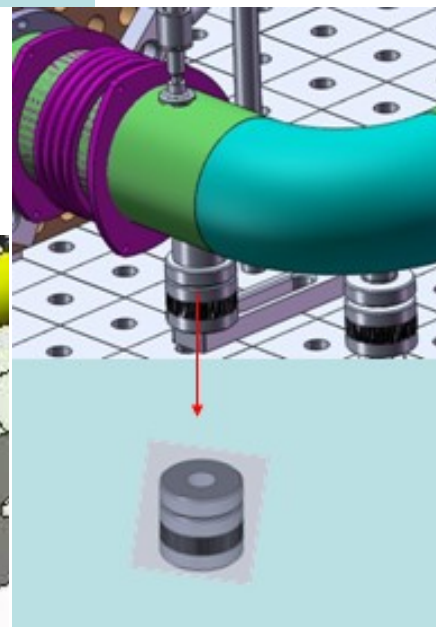
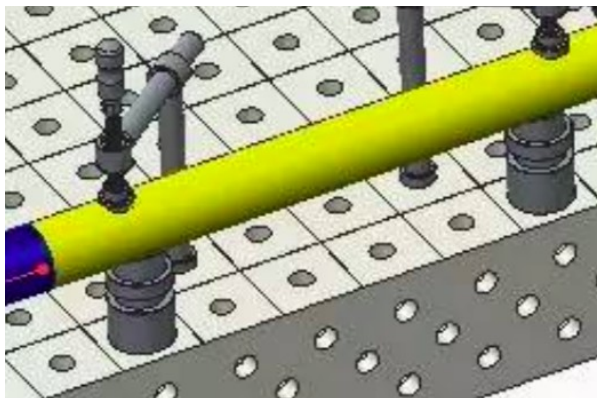
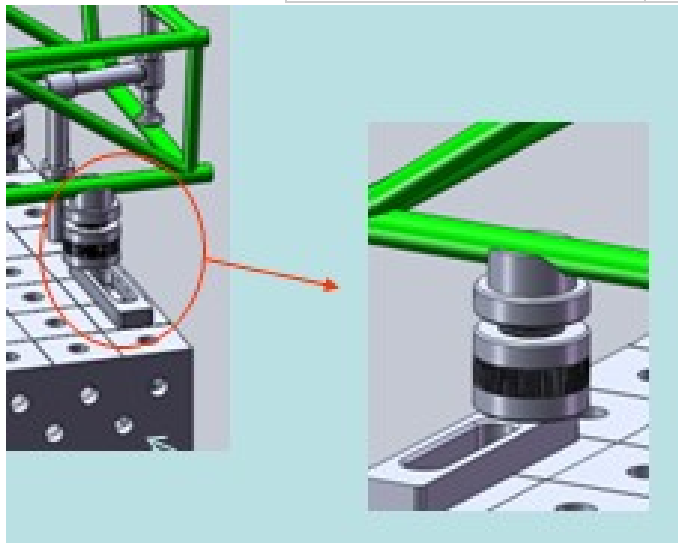


D28 Series

Adjustable Dimension(mm)	External Diameter(mm)	Model
75-100	80	DCT-D28TG03

D16 Series

Adjustable Dimension(mm)	External Diameter(mm)	Model
100-140	50	DCT-D16TG03




V-block locations

The "V-shaped"positioning socket is a must-have tool when working with pipe elements. The perfectly crafted "V" will hold pipes of up to 400mm in diameter just the way you require them to be.

It is specially designed to locate pipe fitting. V-shaped locating pieces vary in opening angle due to pipe fittings with different diameters.

1. V-block locations (D28)

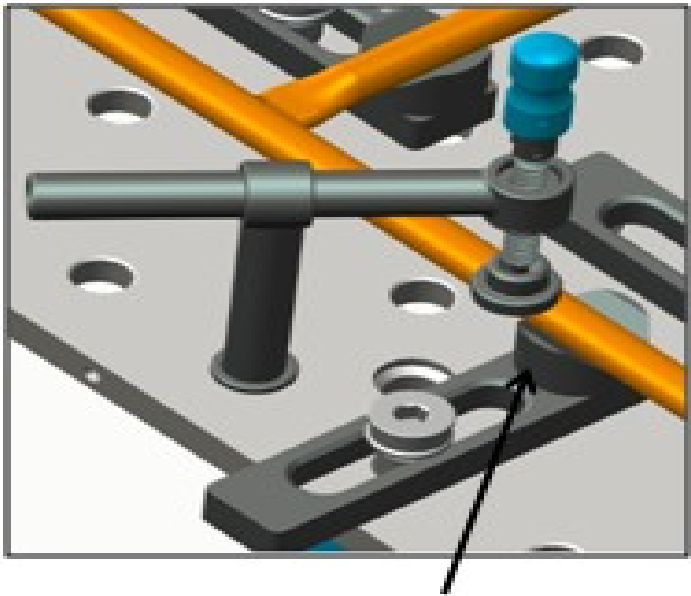


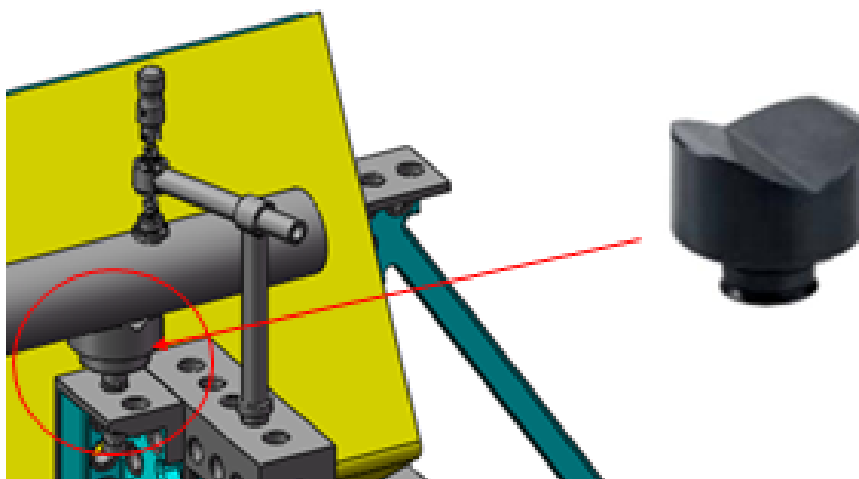
- V-block locations $\Phi 50$ 120°
- V-block locations $\Phi 50$ 90°

Feature:
screwed in with countersunk screw

D28 Series

A(mm)	B(mm)	$\angle(^{\circ})$	Model
50	58	120	DCT-D28V120A01
50	58	90	DCT-D28V90A01





2. V-block locations (D28)



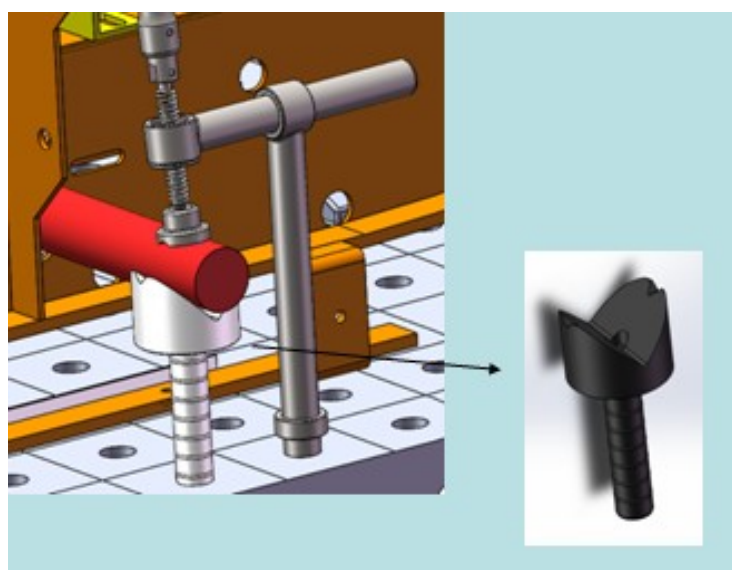
1. V-block locations with holding mandrel $\Phi 180$ 90°
2. V-block locations with holding mandrel $\Phi 190$ 120°

Features:

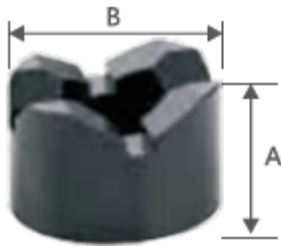
- with screwed in surface tower
- Dual V-block for more options
- Height adjustment through bearing sleeves for holding mandrel or infinitely variable adjustment with spacer set screwable or with adjustable spacer.

D28 Series

A(mm)	B(mm)	$\angle(^{\circ})$	Model
180	80	90	DCT-D28V90B01
190	110	120	DCT-D28V120B01



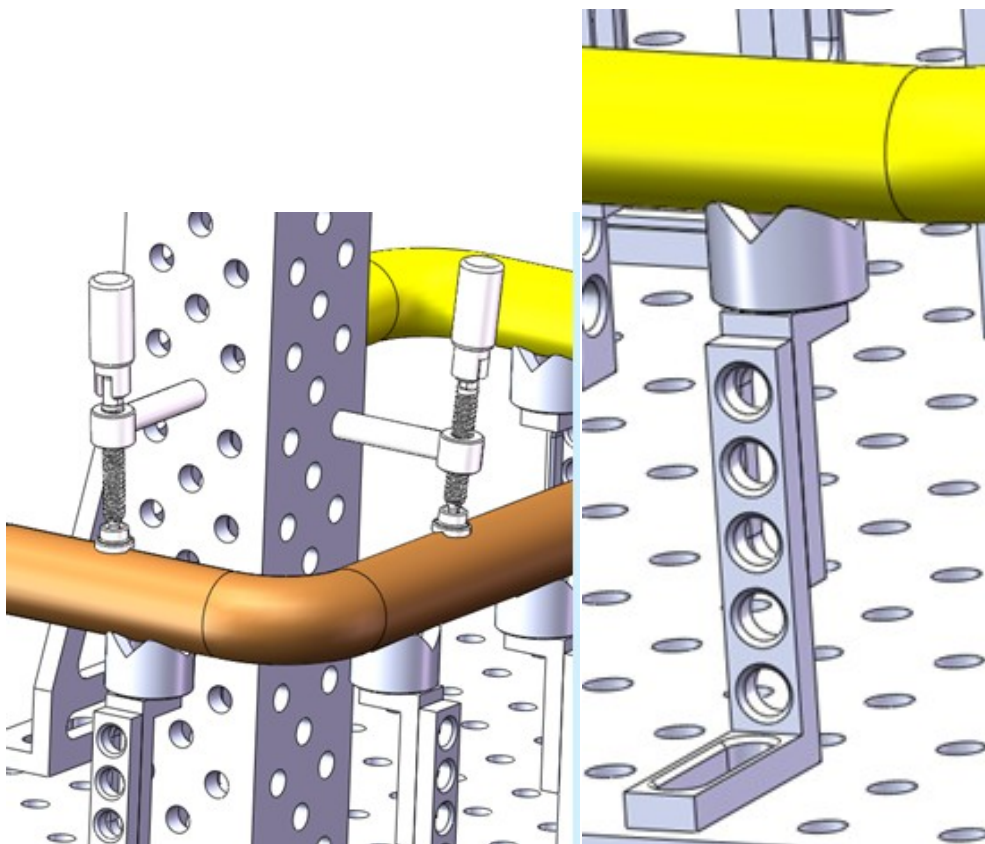
3. V-block locations $\Phi 50$ 120° without bunch (D16)




- screwed in with PC bolts
- Dual V-block for more options
- also suited for rectangular pipes

D16 Series

A(mm)	B(mm)	∠(°)	Model
35	50	120	DCT-D16V120A01



4. V-block locations $\Phi 80$ 120° without bunch (D16)



- screwed in with PC bolts
- dual V-block for more options
- also suited for rectangular pipes

D16 Series

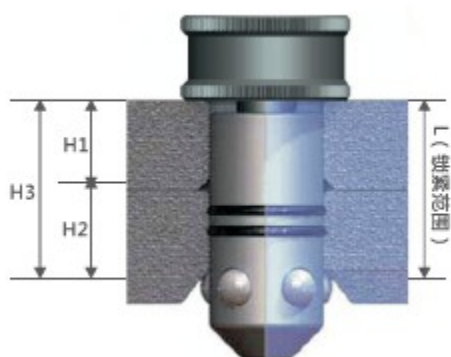
A(mm)	B(mm)	∠(°)	Model
50	80	120	DCT-D16V120A02

Clamping Bolt

Lock pins are necessary to keep everything locked and in place. It is easy to operate and can be operated single-handedly. Choose from our wide range of lock pins to ensure you get what you need.

The locking systems are used for fixing the accessories on the work surfaces, or fixing the accessories together. We offer a variety of locking pins including quick locking pin, wrench locking pin and flat head locking pin. Our locking pins possess exceptional qualities and have long service life.

Product Parameter



Parameter	28 Series (mm)	16 Series (mm)
Lmin~Lmax	50Type / 40~48	24 Type / 20~24
	75Type / 65~73	36 Type / 32~36
H1	25	12
H2	22	10
H3	50/75	24/36
D	$\Phi 28^{+0.149}_{+0.065}$	$\Phi 16^{+0.12}_{+0.05}$
H	200	100
δ	25	12

1. PC-Bolt



- Connecting element for all system parts on table, adapter plates etc. or for special fixtures
- with clamping range
- very fast connection with simultaneous large clamping range
- self-centering with an O-ring and positive force driven outward
- very high clamping force


generated by a planetary gear-like action (a double-start thread is not used)

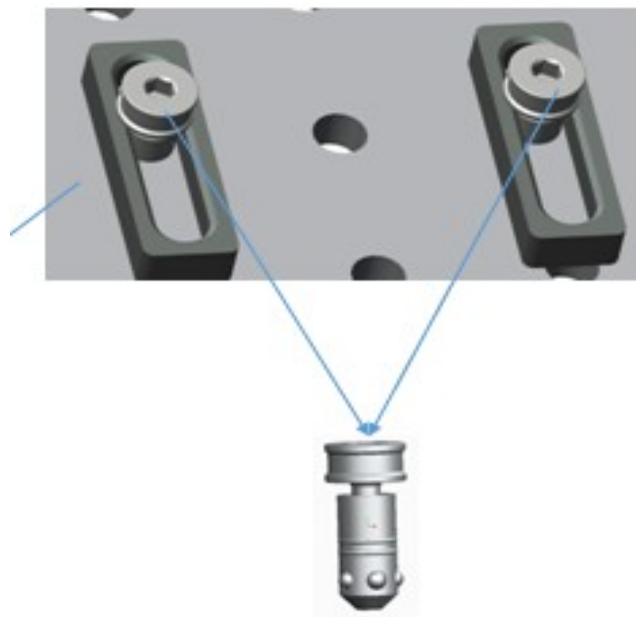
D28 Series

Clamping Range(mm)	B(mm)	Model
50	28	DCT-D28SX01
75	28	DCT-D28SX02

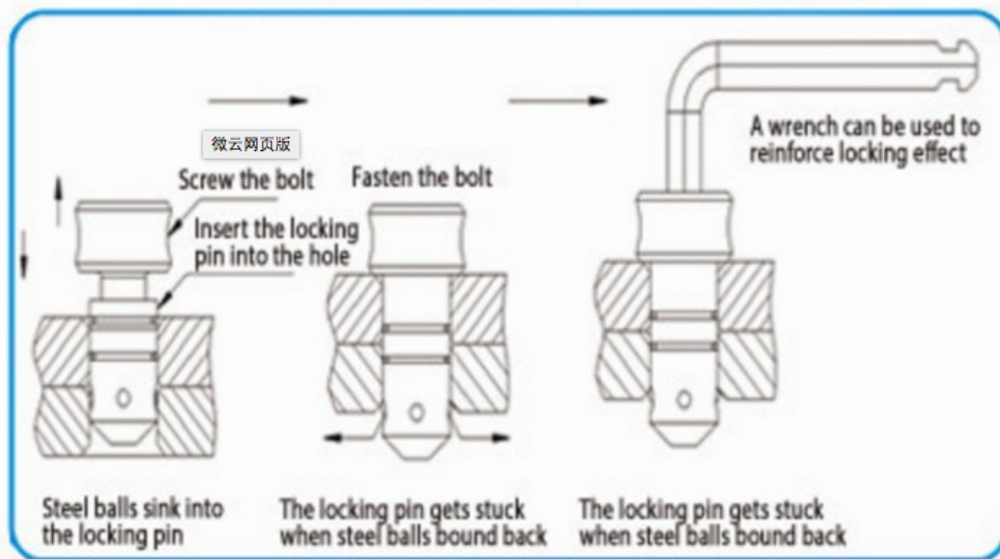
D16 Series

Clamping Range(mm)	B(mm)	Model
24	16	DCT-D16SX01
36	16	DCT-D16SX02





Explanation through the Diagram



2. PC Countersunk Bolt



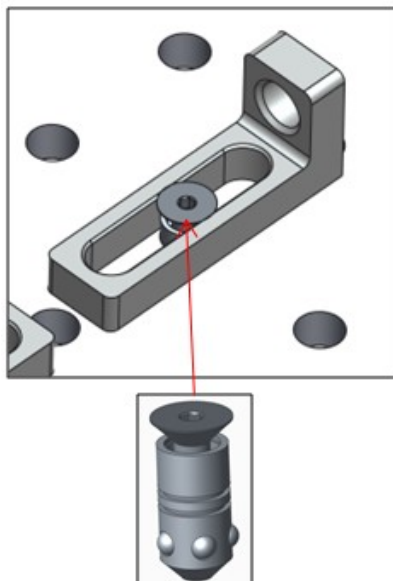
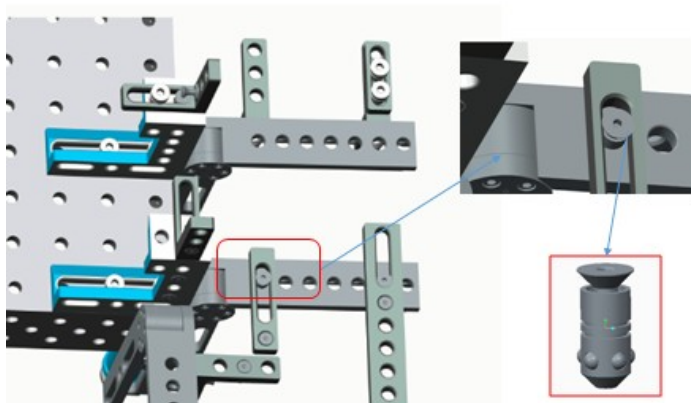
- Tapered bolt head (eliminates interference)
- only for use in bores (not slots)

D28 Series

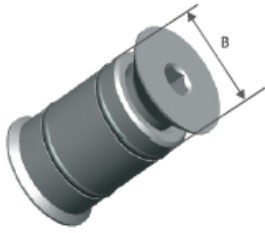
Clamping Range(mm)	B(mm)	Model
50	28	DCT-D28SX03
75	28	DCT-D28SX04

Application: This countersunk bolt is used as a hidden connection between components. Its design matches the other connecting bolts with 5 balls. Its head disappears into the bore hole in order that nothing sticks out the clamped part. The countersunk bolt is not suitable for the use in oblong holes.

The countersunk head contains a 6 hexagon socket, which can be screwed by simply tightening it with our Hexagon allen wrench.



3. Connection Bolt with Screw



Connection Bolt Short with Screw

- Use as long term connection
- both ends with tapered locking heads, self centering
- suitable for system bores
- optimally suited for joining welding tables with U-spacers etc

D28 Series

Model No.	Clamping Range(mm)	B(mm)
DCT-D28SX05	50	28

D16 Series

Model No.	Clamping Range(mm)	B(mm)
DCT-D16SX03	24	16

Connection Bolt Long with Screw

- Use as long term connection
- both ends with tapered locking heads, self centering
- suitable for system bores
- for joining three system parts and/or two system components on the welding table

D28 Series

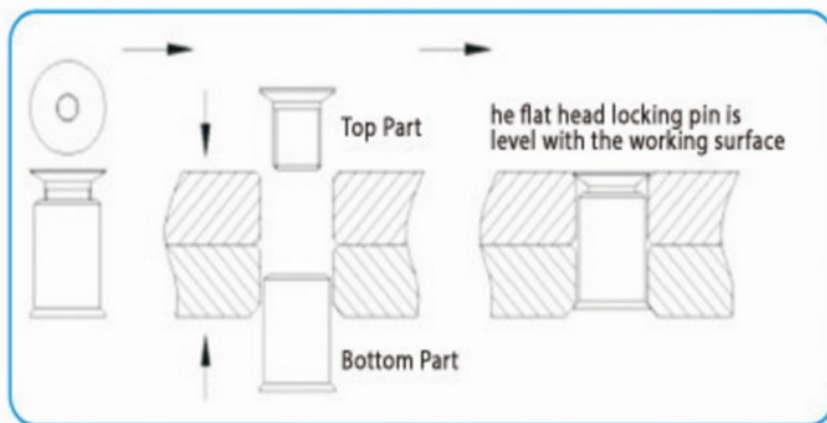
Model No.	Clamping Range(mm)	B(mm)
DCT-D28SX06	75	28

D16 Series

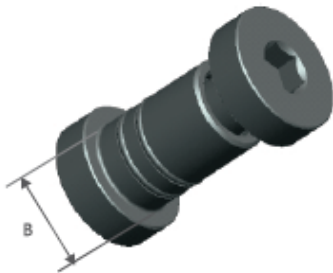
Model No.	Clamping Range(mm)	B(mm)
DCT-D16SX04	36	16

Application: Both heads disappears into the borehole in order that nothing sticks out the clamped part. It is commonly used in long-term fixed use occasion, means you do not loosen it often.

Explanation through the Diagram



4. Connecting Bolt with Stud



- Use as long term connection
- for joining two system components
- suitable for System bore / Oblong hole

D28 Series

Clamping Range(mm)	B(mm)	Model
50	28	DCT-D28SX07
75	28	DCT-D28SX08

D16 Series

Clamping Range(mm)	B(mm)	Model
24	16	DCT-D16SX05
36	16	DCT-D16SX06

5. Stop and Positioning Bolt



- for positioning system components
- Positioning Bolts are intended for adjusting squares, which can only be fixed in place with one clamping bolt, in order to replace at low cost a second one.
- as positioning fixation e.g. for brackets and/or stops, for economical replacement of a second clamping bolt
- various squares can be formed by marking them out, e.g. 90° or 45°

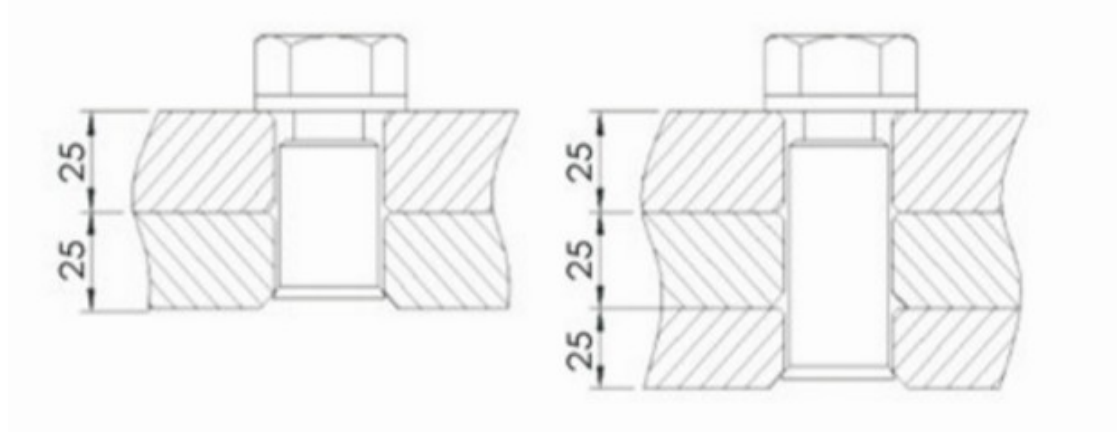
D28 Series

Clamping Range(mm)	B(mm)	Model
50	28	DCT-D28CX01
75	28	DCT-D28CX02

D16 Series

Clamping Range(mm)	B(mm)	Model
24	16	DCT-D16CX01
36	16	DCT-D16CX02

Application: This stop and positioning bolt is intended for adjusting squares, which can only be fixed in place with one clamping bolt, in order to replace at low cost a second one. This is a locking pin used to slowly fasten and take down the workpiece at the point that normally needs to be locked. Hexagonal head locking pin has the same operating procedures as flat head locking pin. There are two types of hexagonal head locking pin: short type for locking workpiece with the thickness at $25 \times 2 = 50\text{mm}$ (same thickness as two plates) and long type for locking workpiece with the thickness at $25 \times 3 = 75\text{mm}$ (same thickness as three plates).

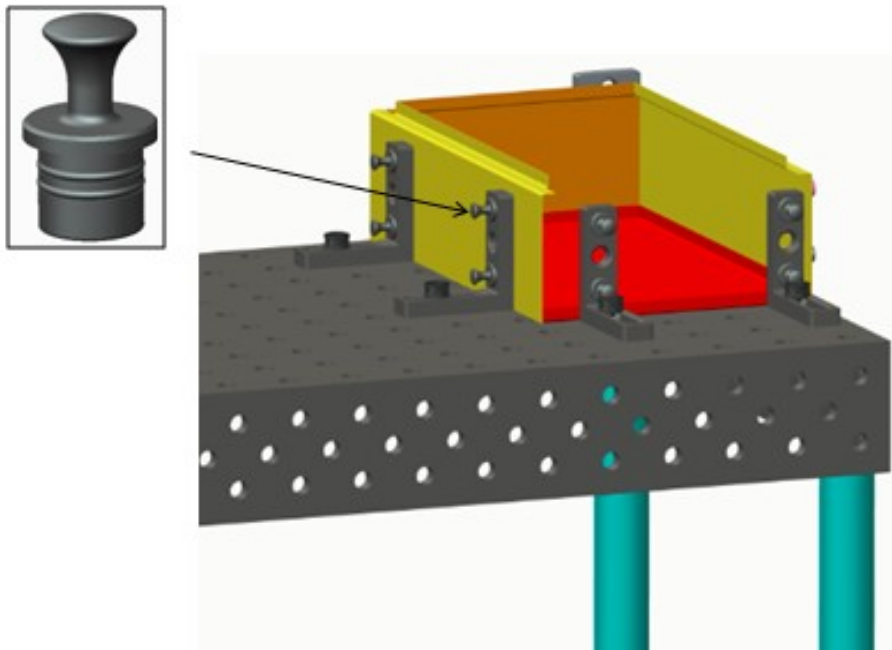
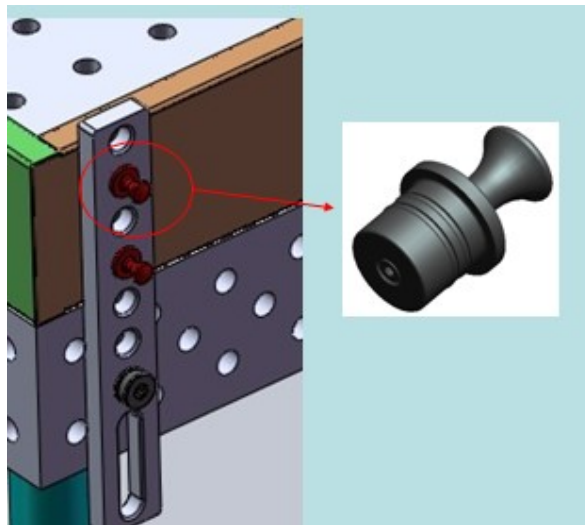


6. Magnetic Bolt



D28 Series

Clamping Range(mm)	B(mm)	Model
25	28	DCT-D28CX03
50	28	DCT-D28CX04



7. FPC Bolt with Handle



- high locking and shearing force
- can be operated without the need for additional tools
- for fast clamping of workpieces
- Connecting element for all system parts on table, adapter plates etc. or for special fixtures
- Defined position when adjusting and optimum implementation guaranteed constantly maximum clamping force

D28 Series

Model No.	Clamping Range(mm)	B(mm)
DCT-D28SX09	50	28

More Photos

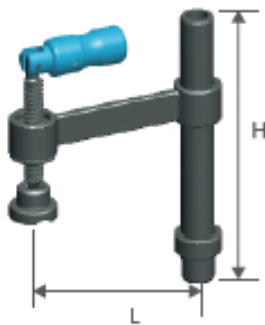


Clamps

Clamps are great tools to work with to keep things in place especially if speed is of essence. We offer a variety of welding clamping systems including fixed type clamping piece and adjustable clamping piece. We also have 45 degree and 90 degree clamping piece. Our wide variety of clamps available, you will surely find something that suits your needs.

- Available in 45# Steel material.
- Available in D28 and D16 series.

1. Compensating Swing Clamp with Spindle



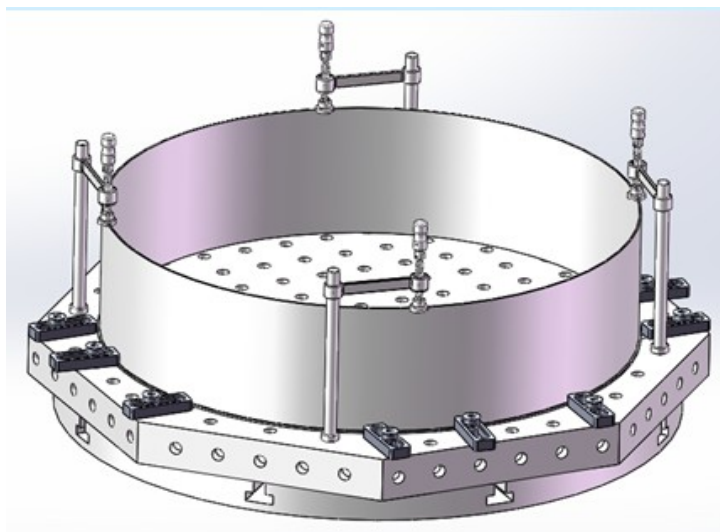
- The horizontal distance needed for clamping is 150mm, vertical clamping
- Pipe Height:300mm
- For fast and powerful, accurately positioned clamping of the most different workpieces.
- with adjustment ring for height fixing
- Workpiece clamping true to position and location through differential compensation

D28 Series

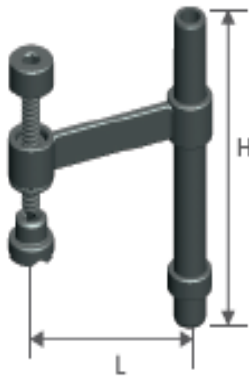
L(mm)	H(mm)	Model
150	350	DCT-D28YJ01A01
200	350	DCT-D28YJ01A02

D16 Series

L(mm)	H(mm)	Model
100	250	DCT-D16YJ01A01



2. Compensating Swing Clamp with short boring spindle



- Especially recommended for use where space is tight

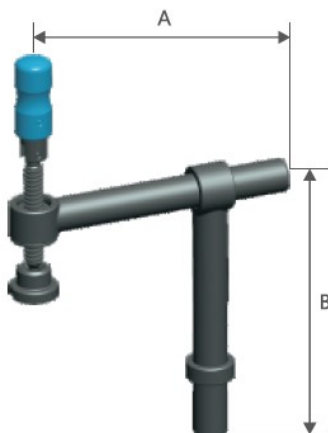
D28 Series

L(mm)	H(mm)	Model
150	350	DCT-D28YJ01B01
200	350	DCT-D28YJ01B02

D16 Series

L(mm)	H(mm)	Model
100	250	DCT-D16YJ01B01

3. Screw Clamp 180° with Spindle



- Pipe height:300mm.
- Each tube can be used individually, too.
- Reach is adjustable
- highest power transmission through sturdy round pipes
- complete gripping mechanism replaceable
- The horizontal distance needed for clamping is 220mm, vertical clamping.
- insertible in system bore, hence no unnecessary interference.


D28 Series

A(mm)	B(mm)	Model
220	220	DCT-D28YJ02A01
220	350	DCT-D28YJ02A02
220	500	DCT-D28YJ02A03

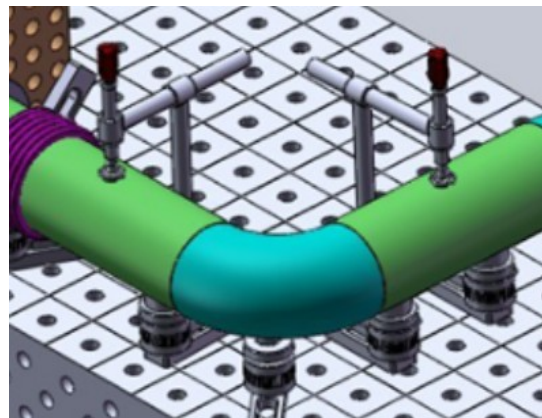
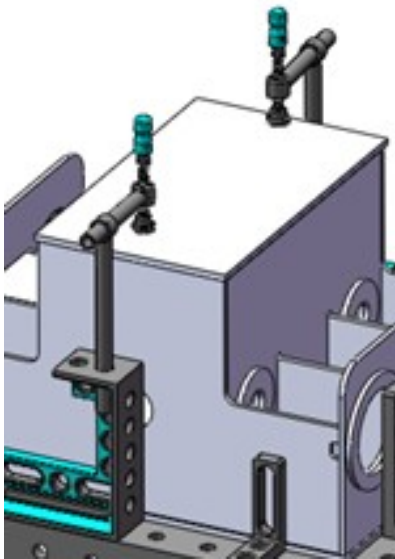
D16 Series

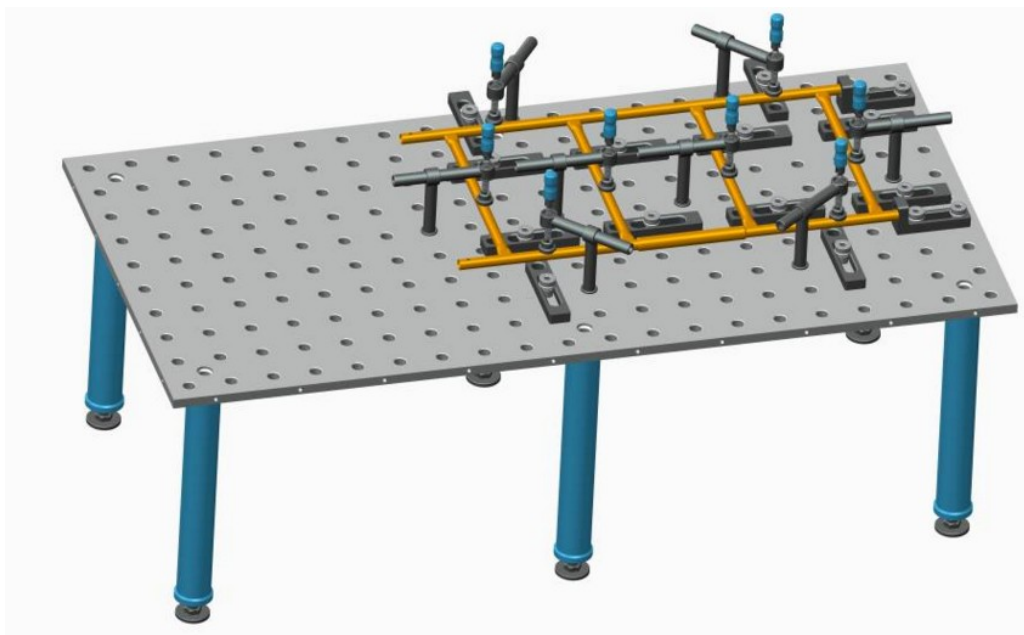
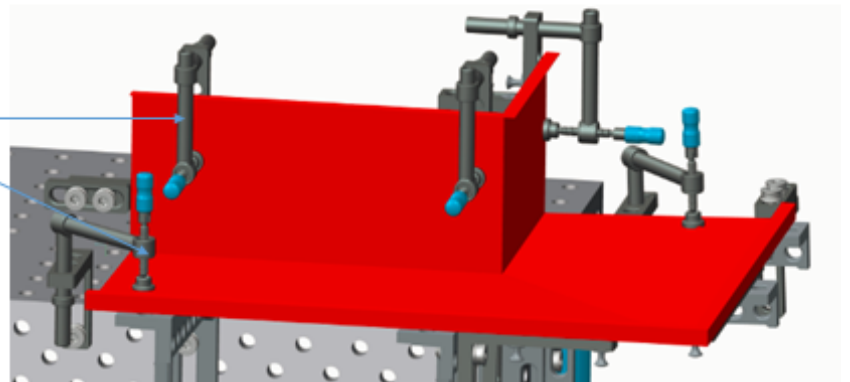

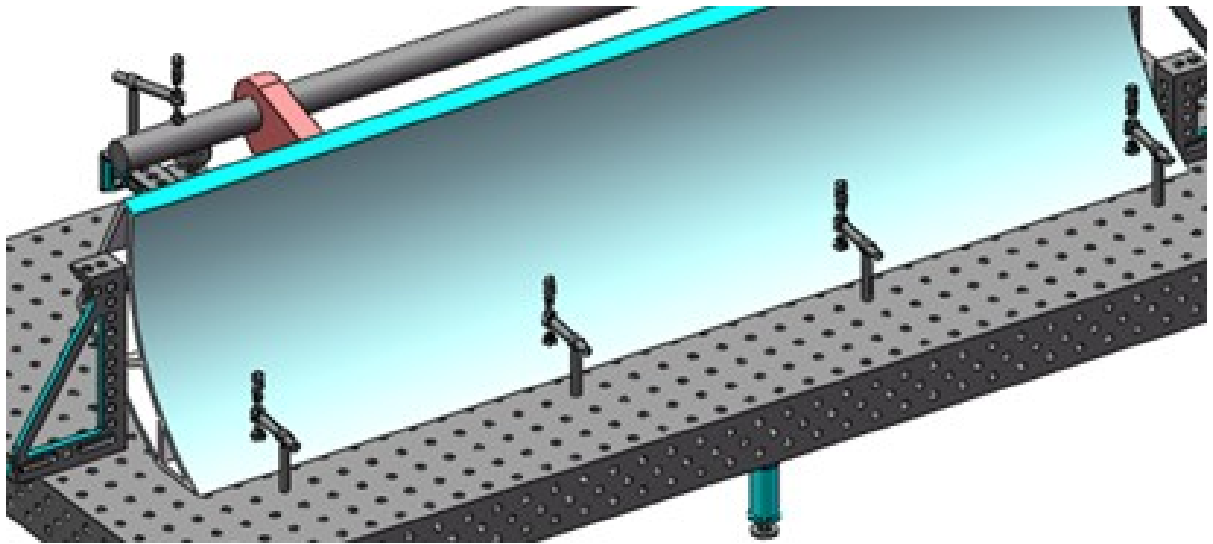
A(mm)	B(mm)	Model
130	130	DCT-D16YJ02A01

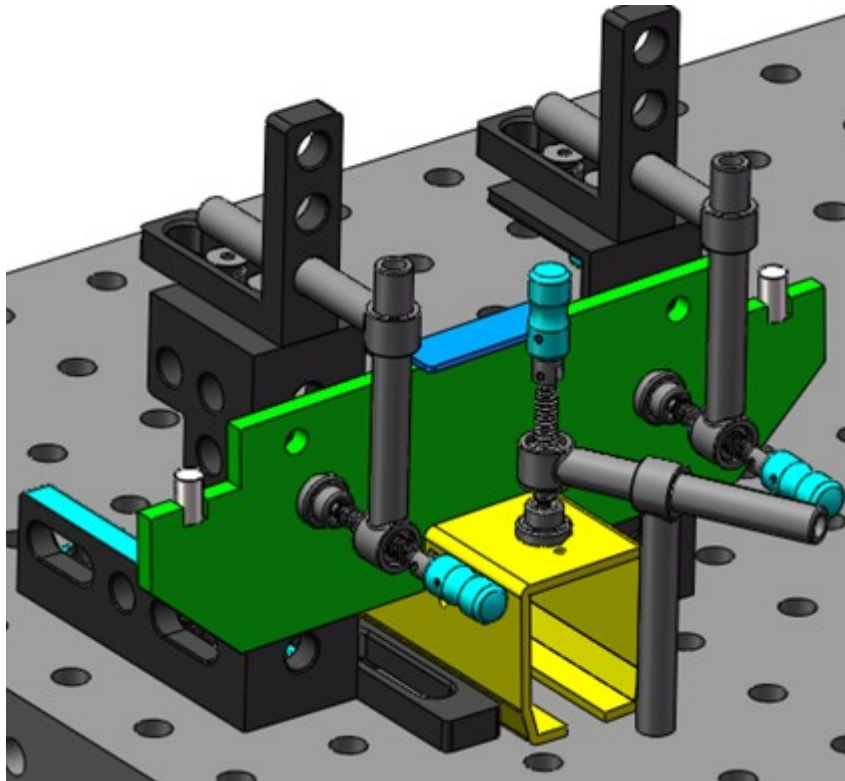
Now also available with Chromed plating treatment:



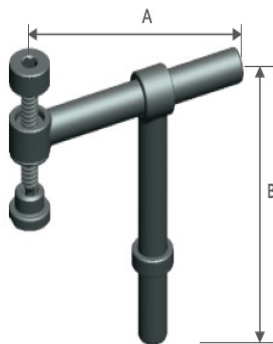
Application: This clamp is an easy and sturdy clamping element. The vertical bar is available in various lengths on demand. The distance between the swing clamp and the welding element is adjustable with rotation.







4. screw clamp 180° with short boring spindle



- highest power transmission through sturdy round pipes
- Especially recommended for use where space is tight
- Each tube can be used individually, too.
- complete gripping mechanism replaceable

D28 Series

A(mm)	B(mm)	Model
220	220	DCT-D28YJ02B01
220	350	DCT-D28YJ02B02
220	500	DCT-D28YJ02B03

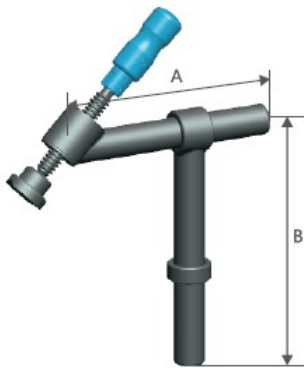
D16 Series

A(mm)	B(mm)	Model
130	130	DCT-D16YJ02B01

Application:



5. Swing clamp 45° with adjustable screw



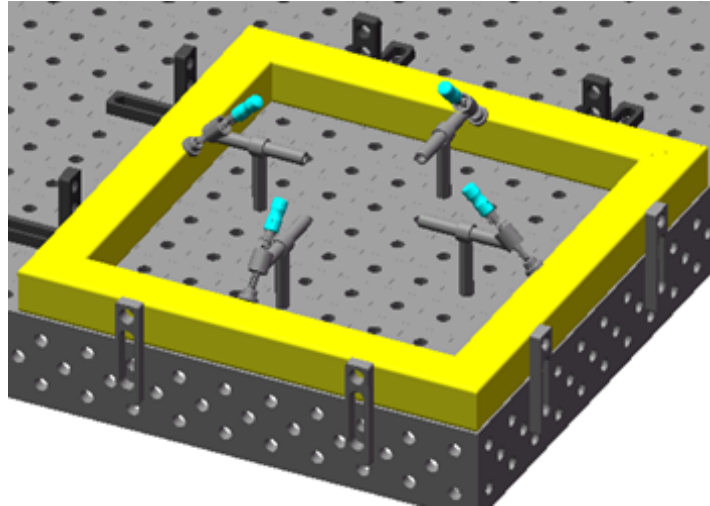
- A clamping piece with angle of inclination at 45 degrees is used for clamping on an inclined working surface.
- The horizontal distance needed for clamping can be adjusted within 220mm.
- highest power transmission through sturdy round pipes
- optimally suited for clamping prismatic parts but also square profiles or rectangular profiles
- complete gripping mechanism replaceable

D28 Series

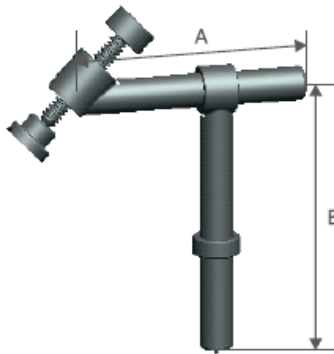
A(mm)	B(mm)	Model
220	220	DCT-D28YJ03A01
220	350	DCT-D28YJ03A02
220	500	DCT-D28YJ03A03

D16 Series

A(mm)	B(mm)	Model
130	130	DCT-D16YJ03A01



6. Swing clamp 45° with short boring spindle



Features:

- highest power transmission through sturdy round pipes
- Especially recommended for use where space is tight
- complete gripping mechanism replaceable

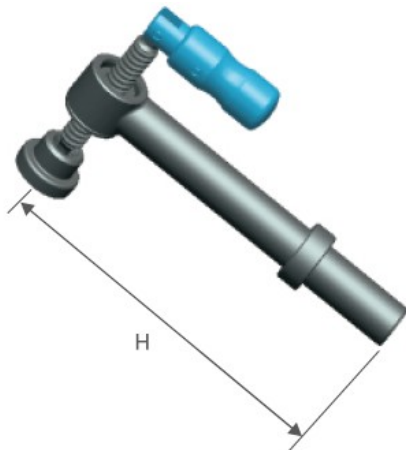
D28 Series

A(mm)	B(mm)	Model
220	220	DCT-D28YJ03B01
220	350	DCT-D28YJ03B02
220	500	DCT-D28YJ03B03

D16 Series

A(mm)	B(mm)	Model
130	130	DCT-D16YJ03B01

7. Swing Clamp 90°



Feature:

A simple clamping piece working with pipe of which the height is 300mm.

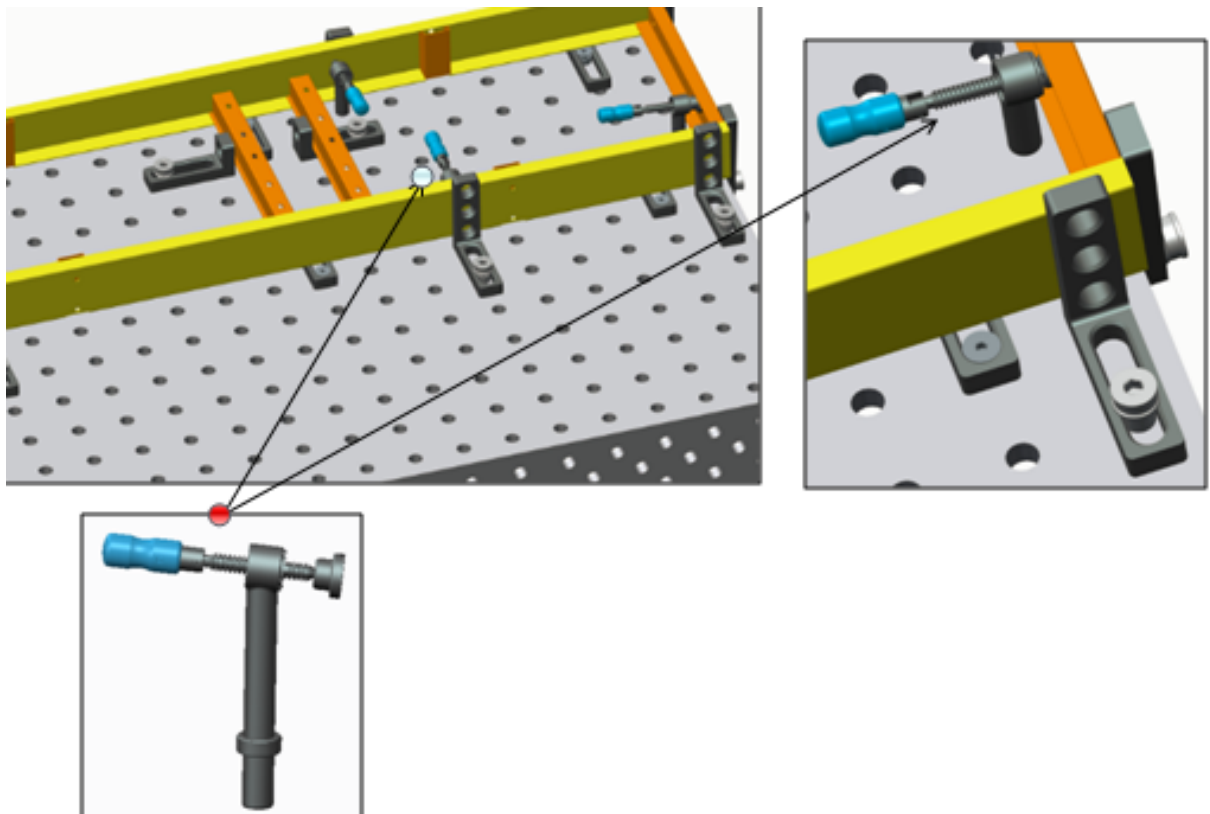
D28 Series

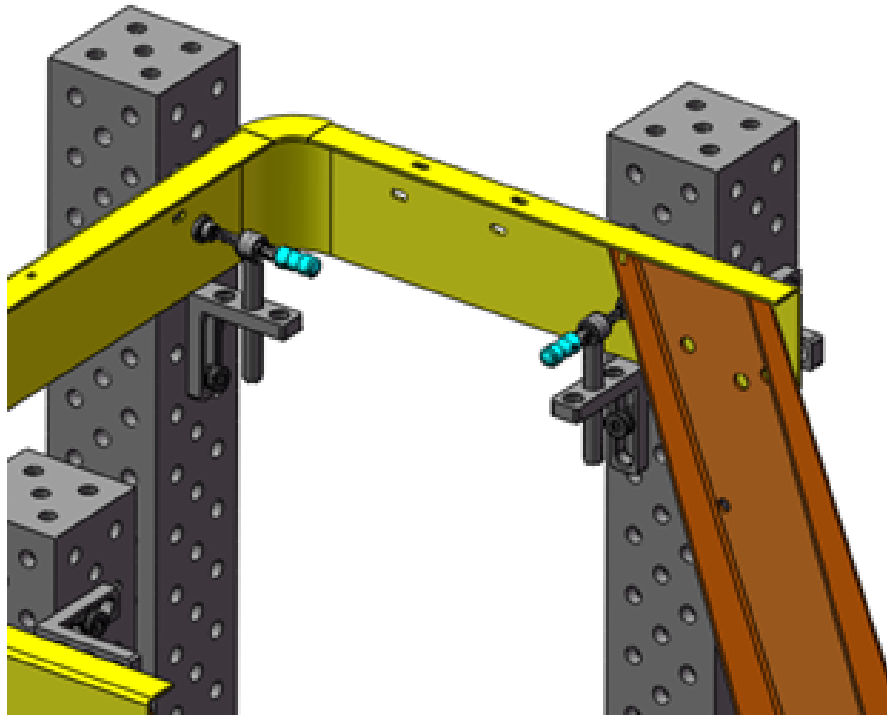
H(mm)	Model
220	DCT-D28YJ05A01
350	DCT-D28YJ05A02
500	DCT-D28YJ05A03

D16 Series

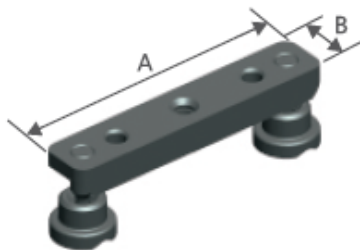
H(mm)	Model
170	DCT-D16YJ05A01

This swing clamp 90° is used to clamp welding parts quickly and powerfully. The force can be set individually with the grating.





8. 2P. Clamping bridge with 2 Clamping pads steel



- Clamp difficult to reach places
- very stable design
- pads(Steel)
- Simultaneous clamping of multiple parts
- Clamping uneven surfaces with pivoting

compensation

- Clamping pads are changeable
- Scope of delivery: Clamping bridge, 2 ball pins and 2 clamping


D28 Series

A(mm)	B(mm)	Model
180	35	DCT-D28YJ00-20

Application: This clamping bridge has 2 clamping points. It is easy to plug into every clamping screw ball end. The spacing of the clamping pads is adjustable using self-locking ball pins.

Clamping Sleeve

1. Indexable Bushing 45° with precision scaling in 15° steps



- easy to operate with 360° precision scaling
- especially easy in combination with horizontal toggle clamps
- can also be used in combination with short or standard screw with insert nut

2. Clamping Sleeve 45°



- Can be used as a corner stop

3. Indexable Bushing 90° with precision scaling in 15° steps



- easy to operate with 360° precision scaling
- especially easy in combination with horizontal toggle clamps
- can also be used in combination with short or standard screw with insert nut

4. Clamping Sleeve 90°



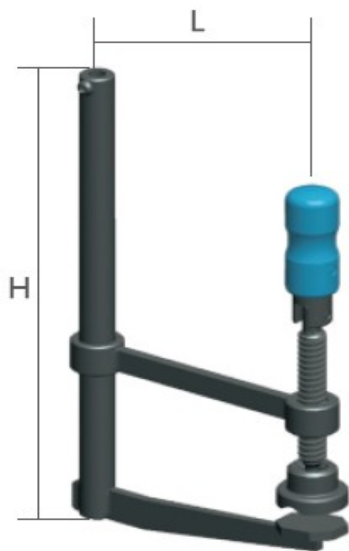
- Can be used as a corner stop

General Clamps F Pliers

Clamps are great tools to work with to keep things in place especially if speed is of essence. Given our wide variety of clamps available, you will surely find something that suits your needs.

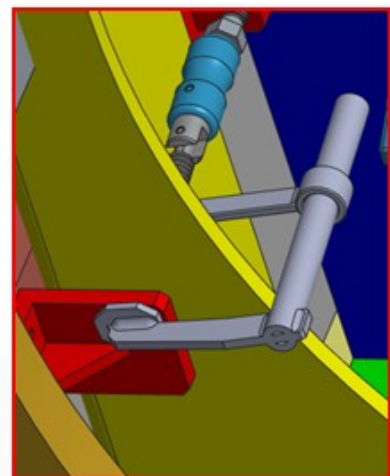
- Available in Steel material.
- Available in D28 and D16 series.
- D28 series has hole diameter of 28mm.
- D16 series has hole diameter of 16mm.

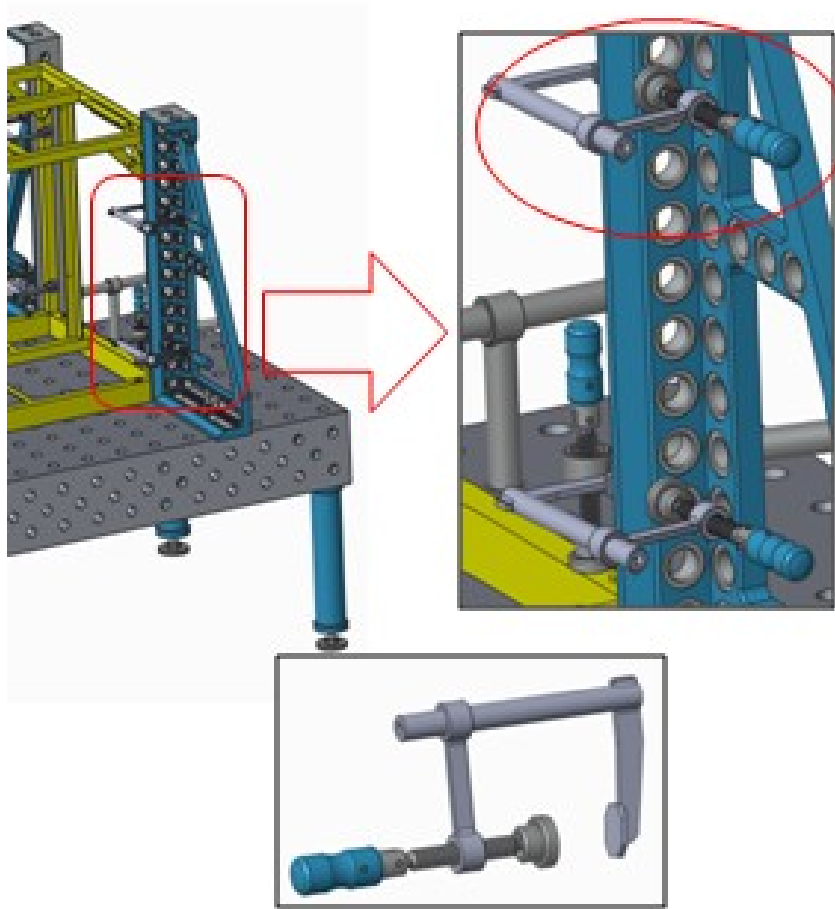
1. Common F-Clamp (Fixed Type)



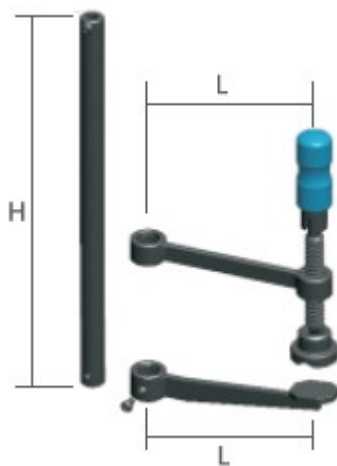
L(mm)	H(mm)	Model
100	200	DCT-D00YJ01A01
150	300	DCT-D00YJ01A02
200	400	DCT-D00YJ01A03

Application: This common F-clamp can be used both on system size 16 and system size 28. The bottom part will hold the workpiece, and the vertical part with the blue handle will clamp. The force will be applied on the same workpiece.



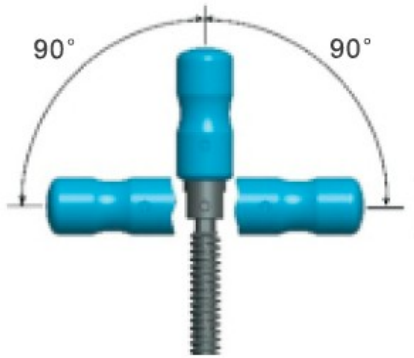
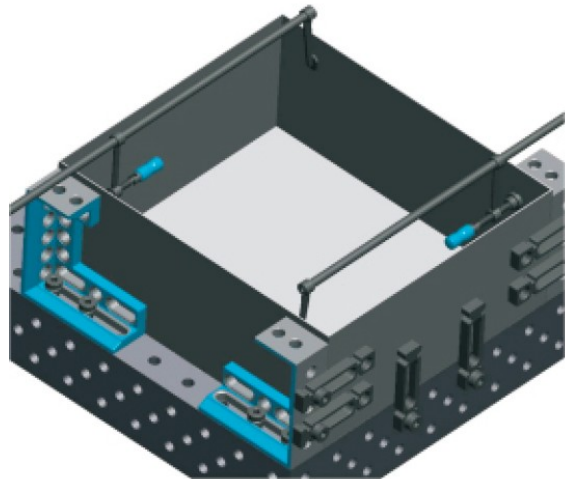



2. Common F-Clamp (Assemble Type)

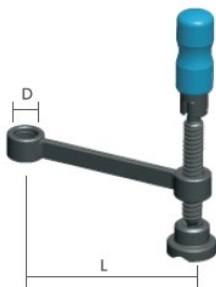


L(mm)	H(mm)	Model
100	200	DCT-D00YJ01A04
150	350	DCT-D00YJ01A05
200	600	DCT-D00YJ01A06

Application: This common F-clamp can be used in both system size 16 and system size 28. It is characterized by its flexible clamping. It does not require holes to achieve clamping purpose. It does not require a lot of space. It can be loosened easily.



3. Common F-Clamp (Clamp Arm)



D(mm)	L(mm)	Model
Φ20	100	DCT-D00YJ00A01
Φ20	150	DCT-D00YJ00A02
Φ20	200	DCT-D00YJ00A03

4. Common F-Clamp (Bottom Arm)



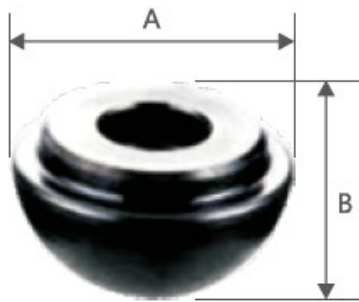
D(mm)	L(mm)	Model
Φ20	100	DCT-D00YJ00A-05
Φ20	150	DCT-D00YJ00A-06
Φ20	200	DCT-D00YJ00A-12

5. Common F-Clamp (Vertical Rod)



D(mm)	L(mm)	Model
Φ20	200	DCT-D00YJ00A-07
Φ20	350	DCT-D00YJ00A-08
Φ20	600	DCT-D00YJ00A-09
Φ20	1000	DCT-D00YJ00A-10

Ball Head Pressure Pad



Feature:

- The size of the ball head can be changed according to your requirement.
- You can choose ball head of different hardness and different material according to your requirement.
- It can be substituted and cleaned by simply removing the ball head

D28 Series

A(mm)	B(mm)	Model
35	21	DCT-D28YJ00-26

D16 Series

A(mm)	B(mm)	Model
20	14	DCT-D16YJ00-31

Stop Ring



- for height adjustment of screw clamps
- included in scope of delivery with all tubular steel swing clamps

D28 Series

Model No.	A mm	ΦB mm
DCT-D28YJ00-23	10	40

D16 Series

Model No.	A mm	ΦB mm
DCT-D16YJ00-23	10	25

Toggle clamp

- For fast clamping fastening with lighter clamping force
- For production runs(short clamping times)
- Fits in all system bores
- Toggle Clamp can universally be used with 28mm bore holes.

1. Horizontal toggle clamp with insert nut

Model No. DCT-D28YJ06C01



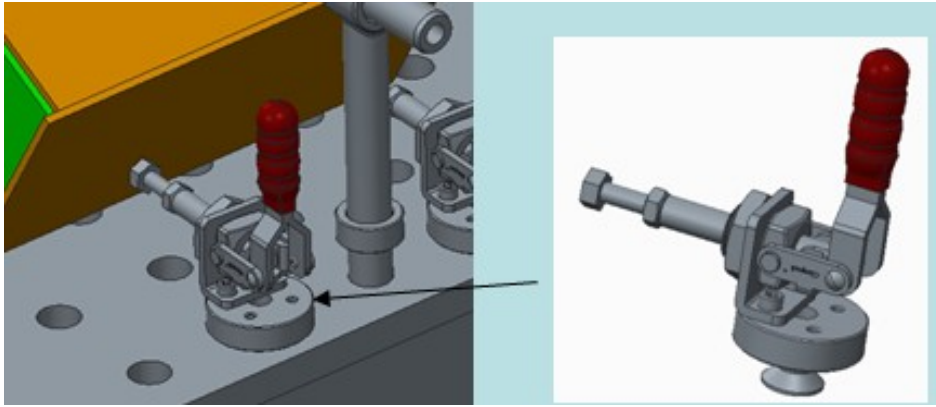
- Long rod-guide with attaching thread and nut
- ergonomic, oil-resistant handle with large hand contact surface and soft component
- with tempered, galvanised clamping screw
- incl. insert nut for use with any system bore

2. Horizontal Toggle Clamp with Adapter



- Long rod-guide with attaching thread and nut
 - in an infinitely variable manner
 - ergonomic, oil-resistant handle with large hand contact surface and soft component
 - with tempered, galvanised clamping screw
 - with adapter and countersunk head screw for accommodation by any system bore
- Clamp galvanised and passivated, Adapter blued
 - For indirect accommodation by means of universal-stop, therefore adjustable

System Size	A mm	B ϕ mm	Model No.
D28	42	65	DCT-D28YJ06C02
D16	18	50	DCT-D16YJ06C01




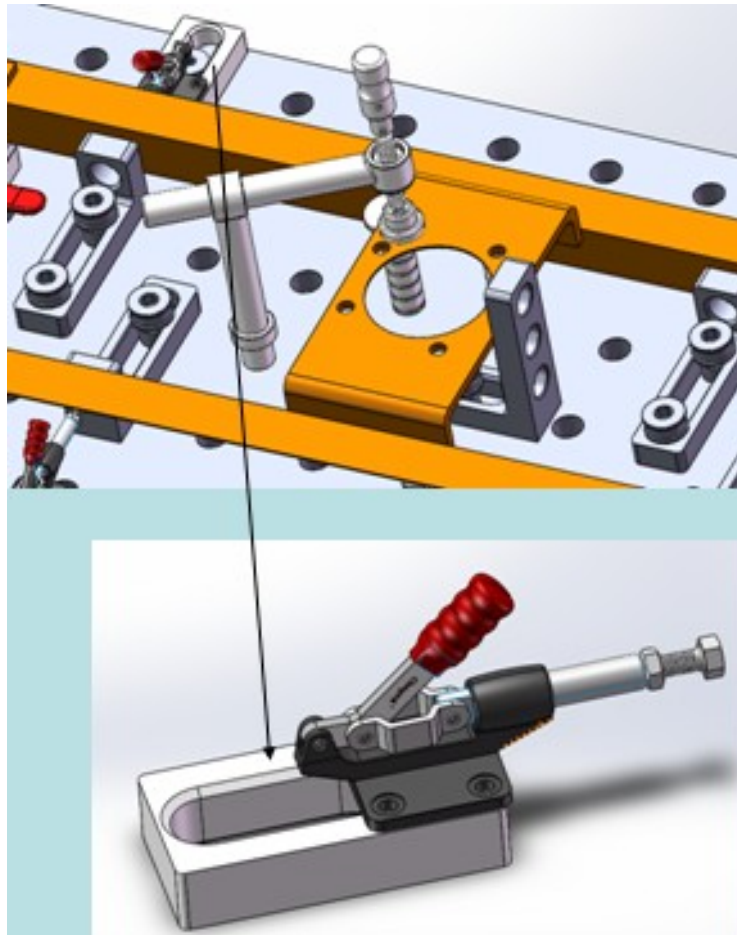
3. Horizontal acting toggle clamp - Uni (with universal stop)

Model No. DCT-D28YJ06C03



- Long rod-guide with attaching thread and nut
- ergonomic, oil-resistant handle with large hand contact surface and soft component
- with tempered, galvanised clamping screw
- incl. universal-stop with thread for moving the horizontal toggle clamp
- Clamp galvanised and passivated



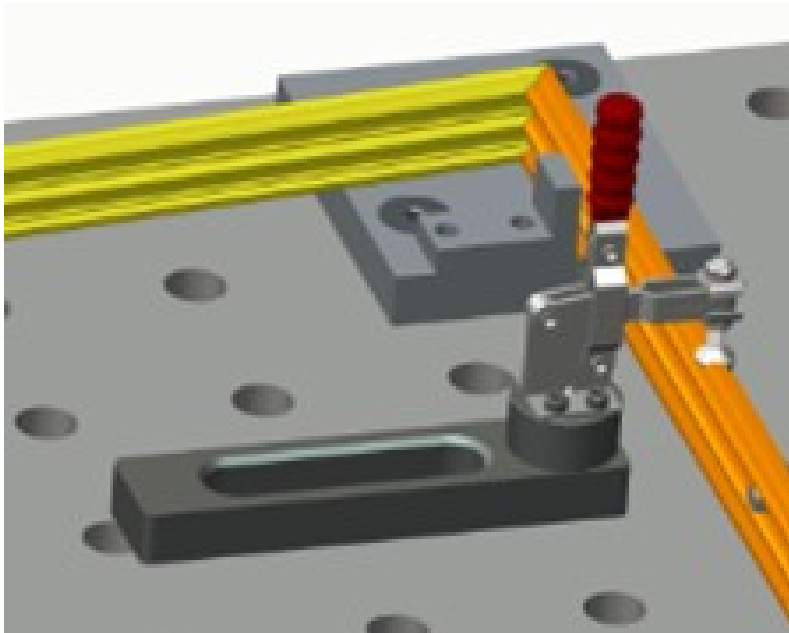



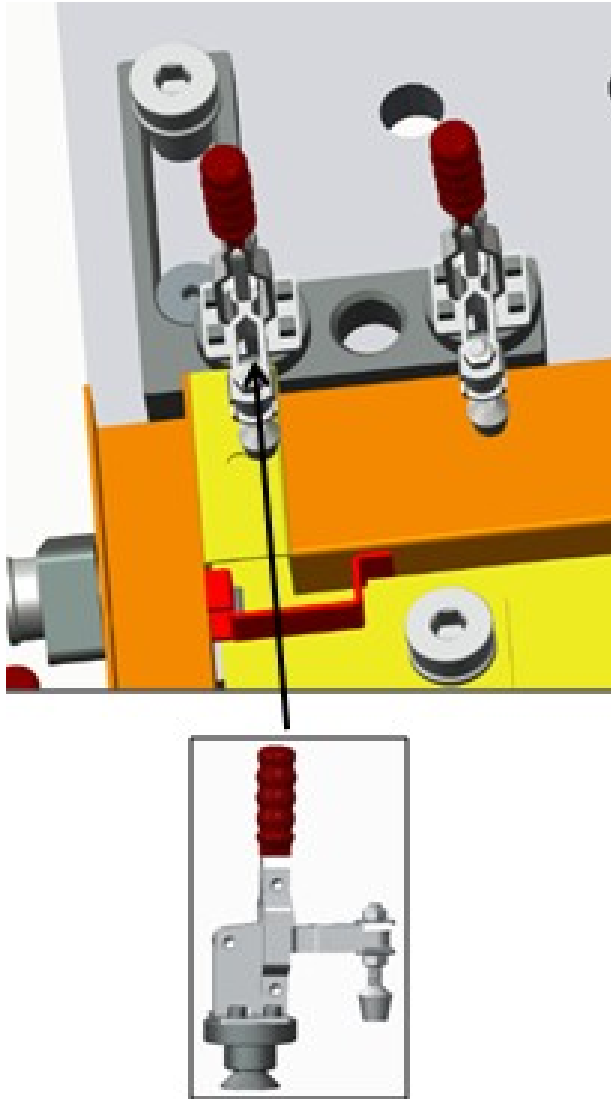
4. Vertical Toggle Clamp with Adapter & countersunk head screw



- with open holding arm and horizontal foot
- ergonomic, oil-resistant handle with large hand contact surface and soft component
- Safety clamping piece with finger protection
- Loss prevention device for the clamping screw at the end of the clamping arm
- with Adapter and Countersunk head screw for accommodation in any system bore
- Clamp galvanised and passivated
- for indirect accommodation by means of universal-stop, therefore infinitely variable adjustment

System Size	A mm	B \varnothing mm	Model No.
D28	42	65	DCT-D28YJ06D01
D16	18	50	DCT-D16YJ06D01



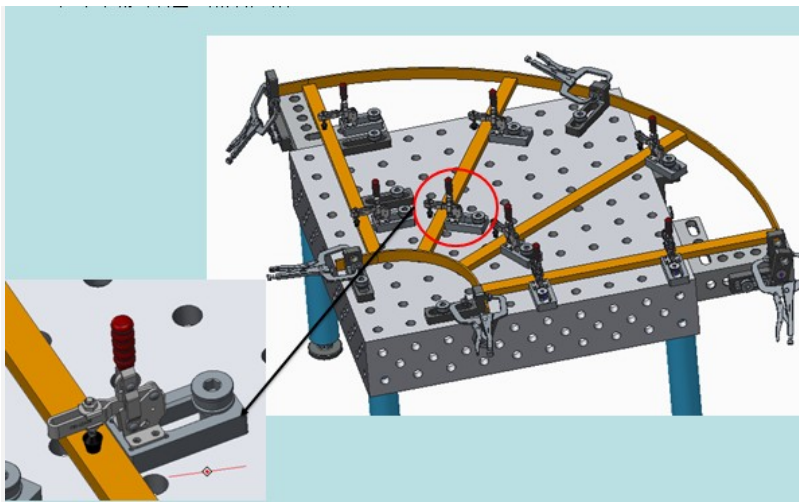
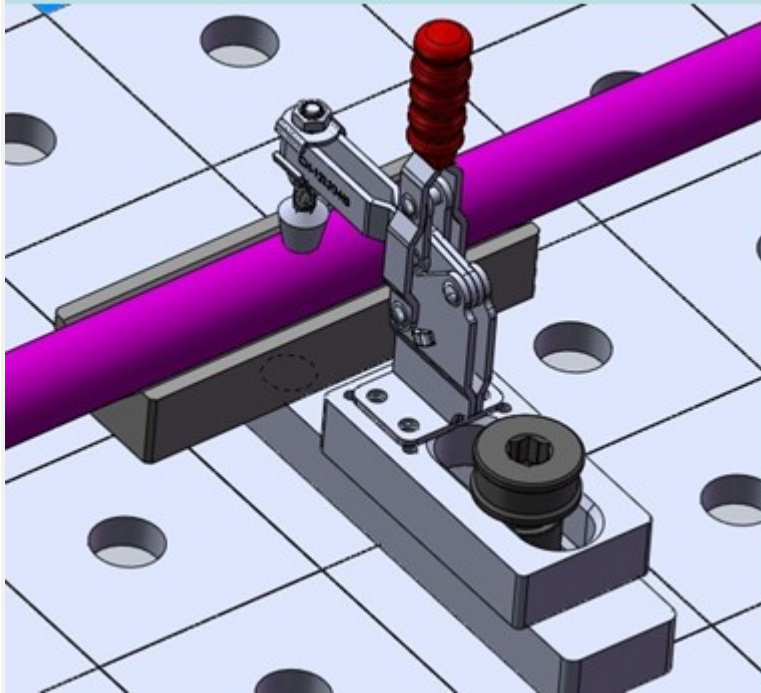


5. Vertical toggle clamp-Uni (with universal stop)

Model No. DCT-D28YJ06D02



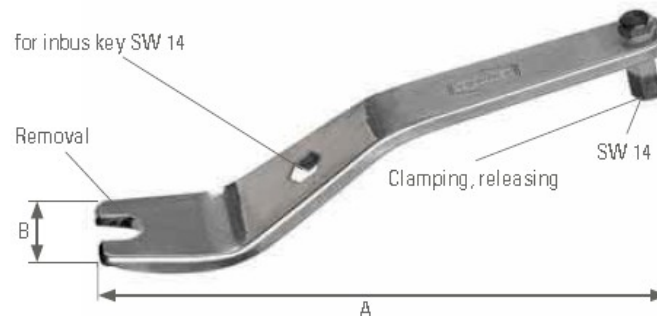
- with open holding arm and vertical foot
 - lubricated bearings
 - Clamp galvanized and passivated
 - ergonomic, oil-resistant handle with large hand contact surface and soft component
 - Safety clamping piece with finger protection
- Loss prevention device for the clamping screw at the end of the clamping arm
 - incl. universal-stop with thread for moving the vertical toggle clamp



Other Accessories

1. Assembly lever

- For clamping/releasing of PC bolts
- for easy removal of PC bolts D28
- Handle simultaneously serves for pre-centring



D28 Series

Model No.	A mm	B mm
DCT-D28GJ01	250	40

2. Hexagon allen wrench



- for PC bolts and compensating clamping arm with hex head screw
- Good accessibility with the additional ball end

D28 Series

Model No.	Size
DCT-D28GJ02	SW14
DCT-D28GJ01	SW8

D16 Series

Model No.	Size
DCT-D00GJ01	SW 8
DCT-D16GJ02	SW 6

3. Tolling Cart



The tooling cart is a great add-on to your production line. It keeps all your accessories organized in a single place for easy retrieval. Castor wheels can be requested as an add-on for easy maneuvering.

- Other colors available for pre-order.

Feature:

Accessories cart is used for placing and management of accessories.

A(mm)	B(mm)	C(mm)	Model
1000	600	960	DCT-D28FJ01
500	380	500	DCT-D16FJ01

4. Lifting Shackle



- Lifting shackle can be used to hang the working surface or other accessories.
- It has the maximum weight capacity at 2 tons.
- Put the lifting shackle on the working surface by means of hole alignment.
- Insert the locking pin and fasten the lifting shackle.

A(mm)	B(mm)	C(mm)	Model
180	100	165	DCT-D28QD01

5. Cleaning Brush



Model No.	A(mm)
DCT-D00GJ02	30

Standard Welding Kits

Welding Kits #1

















Welding Kit 1 (42 pieces, 46.7 kg)				
				
2	4	4	2	2
				
2	2	2	3	4
				
6	4	1	2	2

Welding Kit #2
















			
1	1	4	4
			
2	10	2	4
			
1	1	2	4
		Total Weight	Total Pieces
2	2	42.74kg	40




















Welding Kit #3

			
1 Pairs	1 Pairs	10	3
			
3	8	8	4
			
6	2	24	2
		Total Weight	Total Pieces
2	1	199.67 KG	77

Welding Kit #4

			
6	6	4	1 Pair
			
1 Pair	18	4	6
			
2	2	1	1
	Total Weight	Total Pieces	
1	131.61 kg	55	

Welding Kit #5

				
1 Pair	1 Pair	14	5	8
				
5	10	10	6	2
				
8	30	2	4	1
				Total Pieces
1	1	2	2	115

Product Maintenance


1. Use WhetStone to Polish the surface



2. Use cleaning brush to clean the holes



3. Spray anti-rust oil



Our Clients



江南造船（集团）有限责任公司







CATERPILLAR



Certificates

1. Quality Management System Certificate

 北京泰瑞特认证中心 BEIJING TIRT CERTIFICATION CENTER	QUALITY MANAGEMENT SYSTEM CERTIFICATE		
	Registration Number: 04815Q20768R1S	First Issued Date : 2012-12-12	
	This is to certify that		
	Organization Code : 58157991-0		
	SHENZHEN DINGSHENG TIAN TECHNOLOGY CO., LTD.		
	A zone, 1F, building I, jinchangda technolog park, shangwei industrial zone, shangkeng community, guanlan street, baoan district, shenzhen		
	has implemented a quality management system for compliance with this standard:		
	GB/T19001-2008 / ISO9001:2008		
	The quality management system for the following scope:		
	Design, production and related management activities of flexible welding fixture		
Valid date: 2015-12-10 — 2018-09-15			
Issued date: 2015-12-10			
Signed By: 胡华平			
<table border="1"><tr><td>2016-12 First Stuck</td><td>2017-12 Second Stuck</td></tr></table>		2016-12 First Stuck	2017-12 Second Stuck
2016-12 First Stuck	2017-12 Second Stuck		
<small>The effectiveness of this certificate shall be validated by periodic surveillance audit of TIRT for maintenance This certificate will not be in force unless qualified identification is stuck there under by TIRT before appropriate time limit</small>			
<div> MANAGEMENT SYSTEM: CNAS C048-Q</div> <div> MEMBER OF MULTILATERAL RECOGNITION ARRANGEMENT</div> <div> BEIJING TIRT CERTIFICATION CENTER 证书专用章 CERTIFICATION CENTER</div>			
Add: No.7 JiuXianCiao North RD, ChaoYang District, Beijing, China			
Note: Information of This Certificate in http://www.tirt.org.cn www.cnca.gov.cn			

2. Environmental Management Certificate

Registration No. 04815E20312RIS



ENVIRONMENT MANAGEMENT SYSTEM CERTIFICATE

Registration Number: 04815E20312RIS

First Issued Date : 2012-12-12

This is to certify that

Organization Code : 58157991-0

**SHENZHEN DINGSHENG TIAN
TECHNOLOGY CO., LTD.**

A zone, 1F, building I, jinchangda technolog park, shangwei industrial zone, shangkeng community, guanlan street, baoan district, shenzhen

has implemented an environment management system for compliance with this standard:

GB/T24001-2004 / ISO14001:2004

The environment management system for the following scope:

Design, production and related management activities of flexible welding fixture

Valid date: 2015-12-10 — 2018-09-15

Issued date: 2015-12-10

2016-12 First Stuck
2017-12 Second Stuck

Signed By:

胡华平

The effectiveness of this certificate shall be validated by periodic surveillance audit of TIRT for maintenance
This certificate will not be in force unless qualified identification is stuck there under by TIRT before appropriate time limit

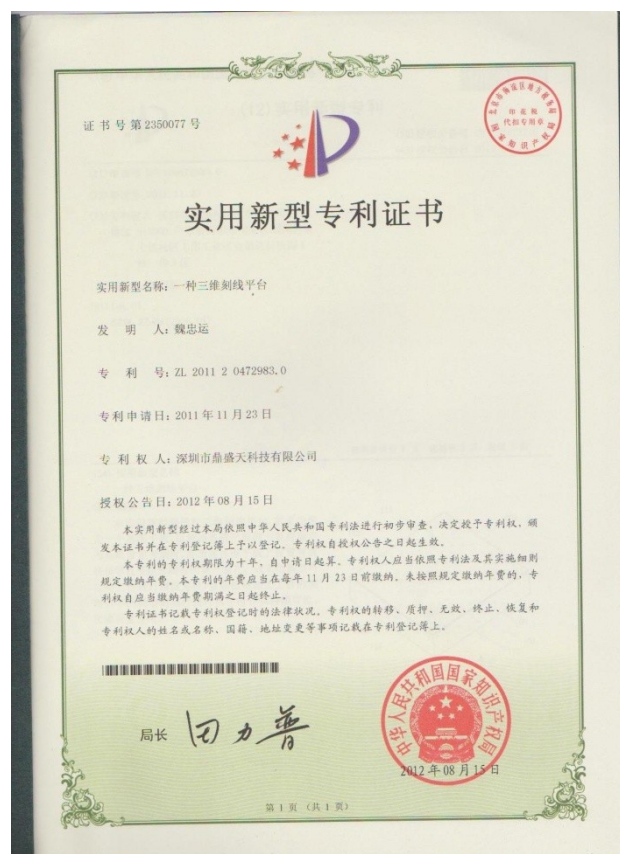


MANAGEMENT SYSTEM:
CNAS C048-E



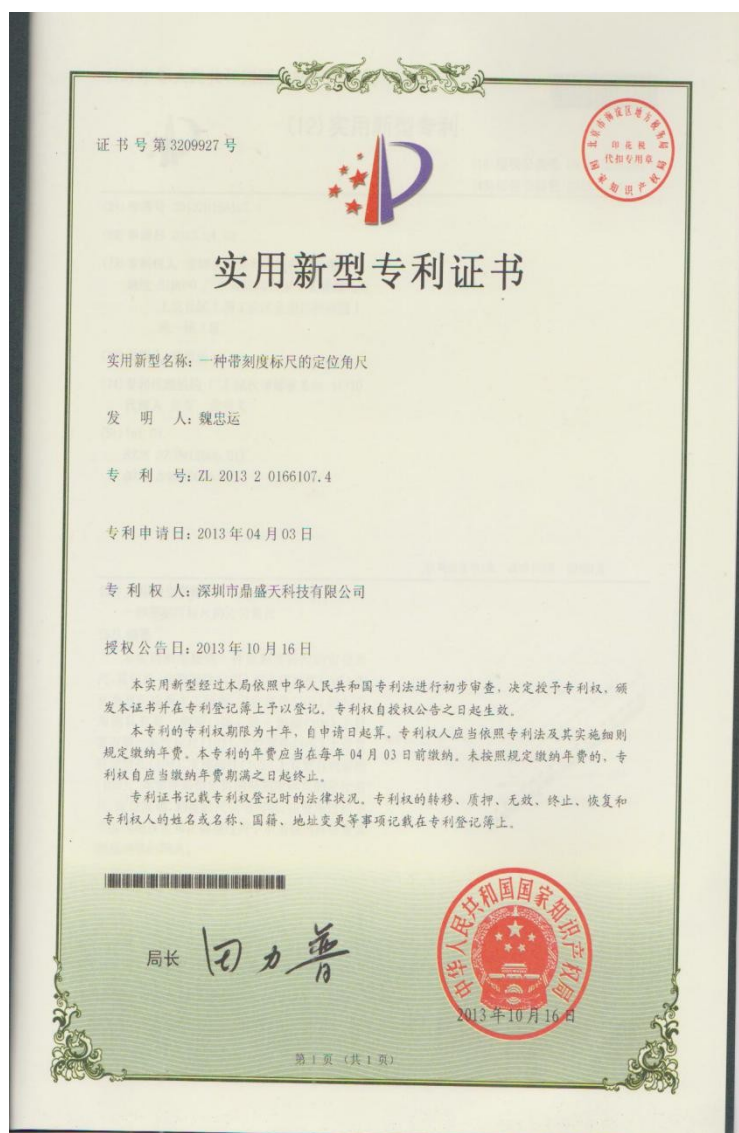

Patents

Utility Model Patent Certificate for Welding Table Scale Mark



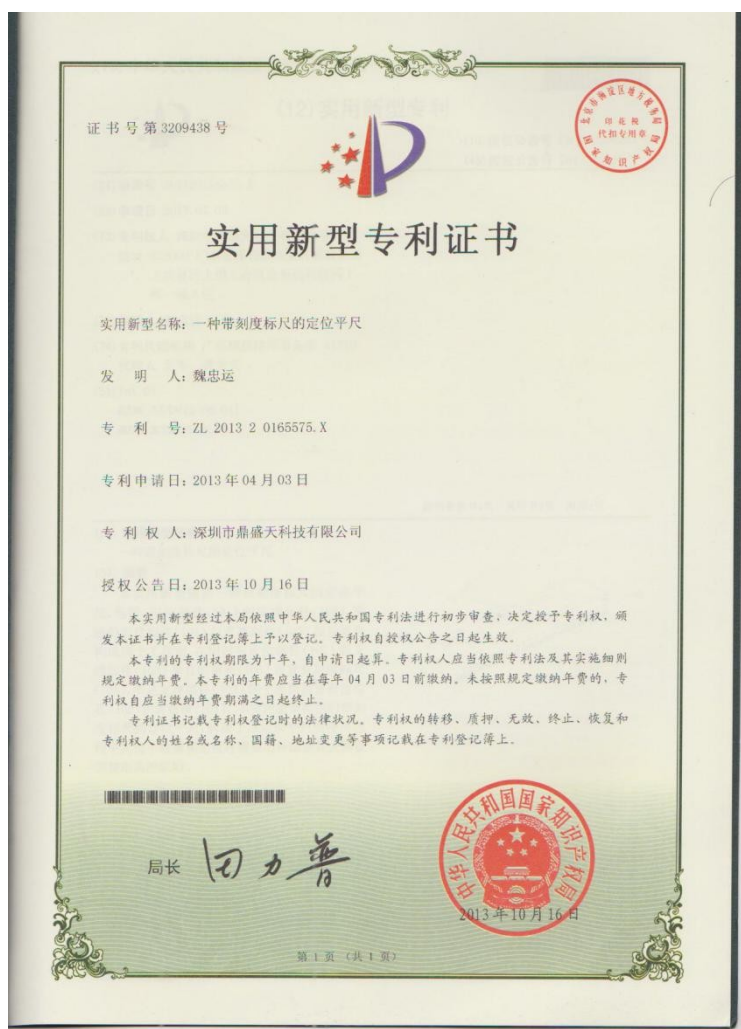
Utility Model Patent Certificate for Locating Angles Scale Mark

(Patent number 2013 2 0166107.4)



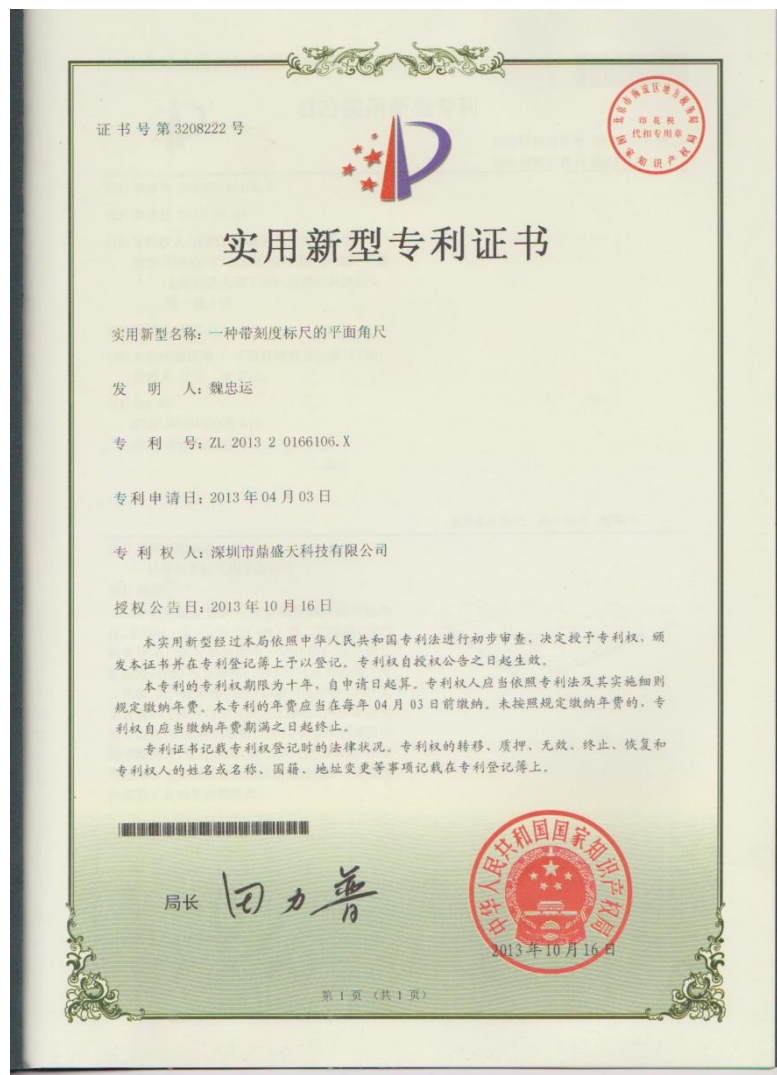
Utility Model Patent Certificate for Universal-stop Scale Mark

(Patent Number: ZL 2013 2 0165575.X)



Utility Model Patent Certificate for Plane Angles scale Mark

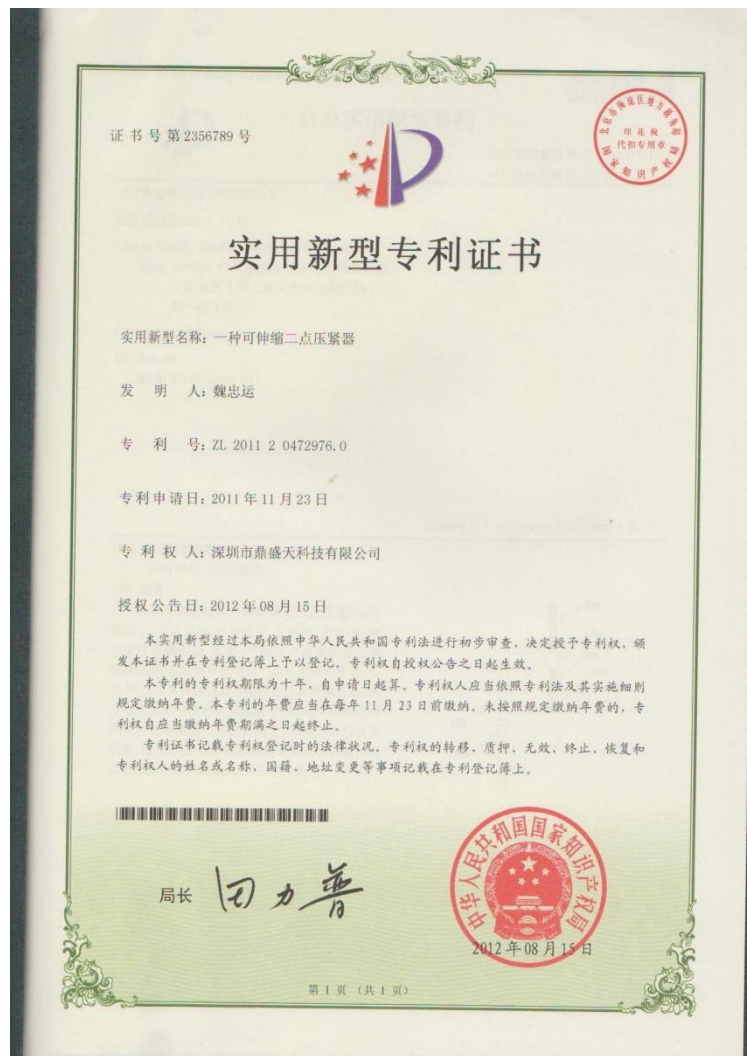
(Patent Number: ZL 2013 2 0166106.X)



Utility Model Patent Certificate for 2P. Clamping bridge with 2

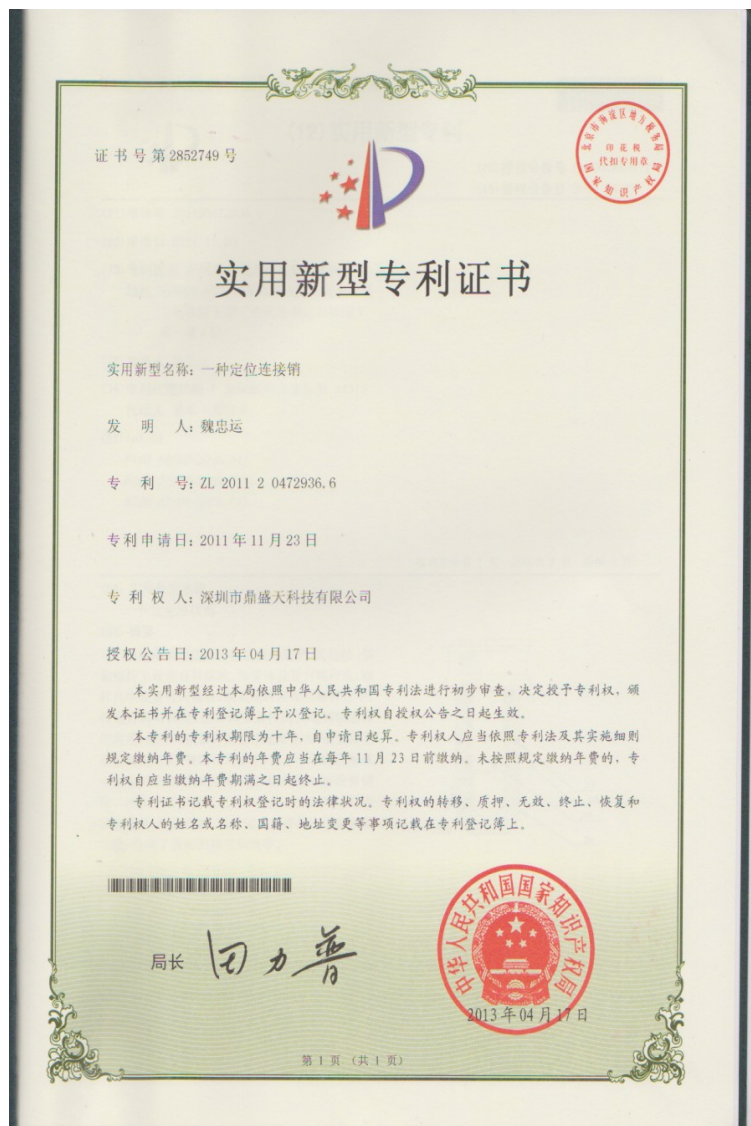
Clamping pads steel

(Patent number 2011 2 0472976.0)



Utility Model Patent Certificate for Bolts

(Patent Number: 2011 2 0472936.6)



Chinese National High Technology Certificate

Received on 19/06/2015. Valid for 3 Years

Certification No. GR201544200704

