

ROOFING GUIDE

2015/16



JEWSON

FREE Roofing Estimating Service

How does it work?



1. Send plans

Ideally in PDF format with your contact details to roof.estimate@jewson.co.uk or post to **Jewson Roof Estimating, Meadow Close, Ise Valley Park, Finedon Road, Wellingborough, Northamptonshire NN8 4BH**



2. Receive your completed estimate

The estimate will provide a complete itemised list of all the products that you will need to complete your roofing project



3. Order

You can amend or place your order with your local Roofing Development Manager, contact details will be on your quote.

FREE
Roofing Estimating
Service

Email your plans to:
roof.estimate@jewson.co.uk



WELCOME

Welcome to the 2015/16 edition of the Jewson Roofing guide.

As Jewson is now the fastest growing Roofing distributor in the UK with over 85 specialist roofing branches nationwide, we really have got all of your roofing requirements covered. This new guide presents our full range of pitched products, which are compliant to the new BS 5534 regulations. We are also pleased to introduce our complete range of flat roofing solutions and training courses. Please remember to take advantage of our free estimating service for the most complicated of roof designs (see page 2).

We look forward to seeing you in your local branch soon or e-mail us at roofing@jewson.co.uk

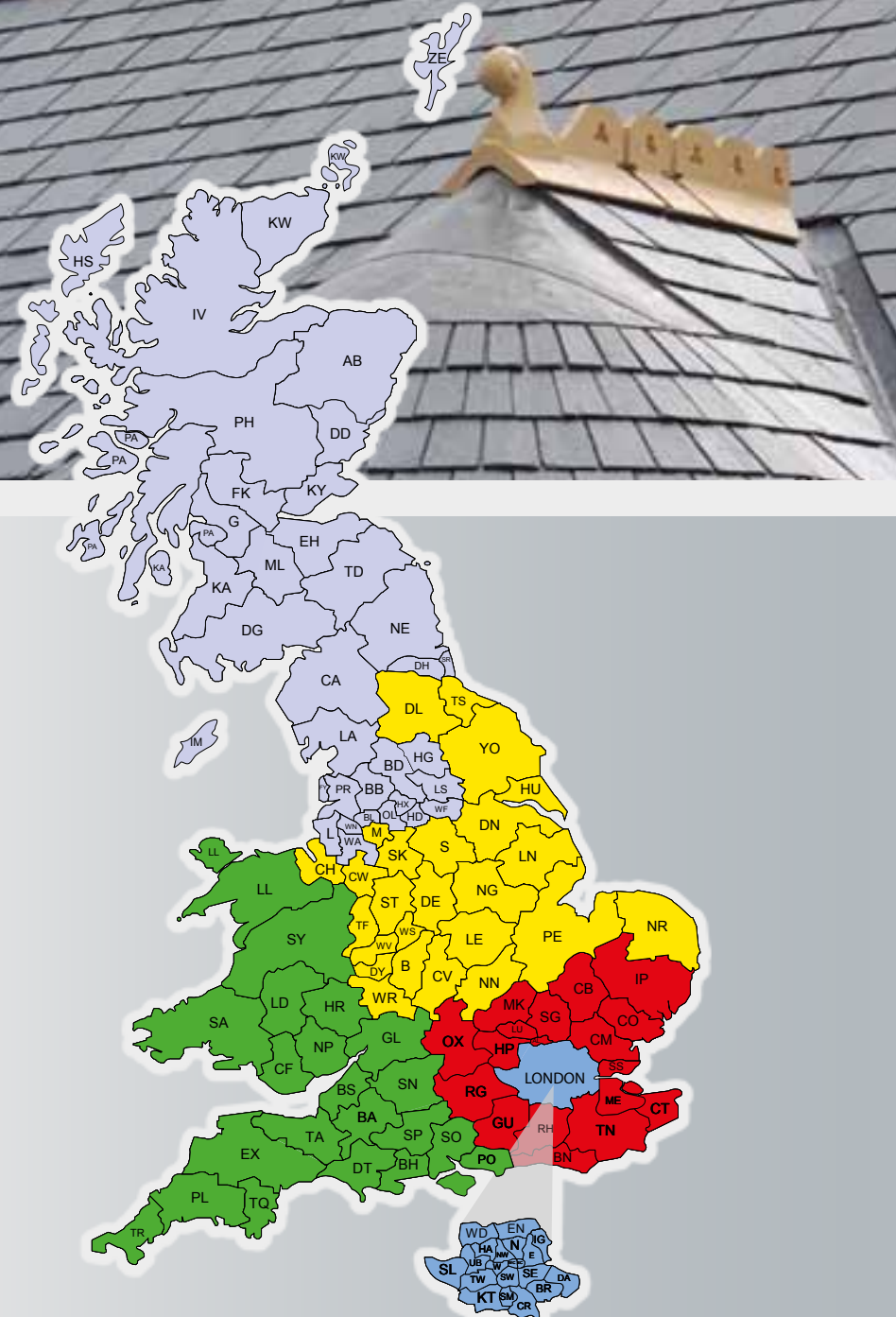
EDWARD SMITH

National Business Development Director – Roofing

CONTENTS

01. Pitched Roofs	6	02. Flat Roofs	98
Roof Trusses	8	Insulation	100
Underlays	12	Roof Sheets	104
Roofing Batten	15	Accessories & Trims	106
Pitched Felts & Accessories	16	Flat Roofing Systems	108
Shingles	18	Flat Roofing Felts	114
Tile Comparisons	20	GRP Flat Roofing	118
Concrete Tiles	22	Liquid Applied Waterproofing	120
Clay Tiles	34	Single Ply Membranes	122
Natural Slates	44	EPDM Flat Roofs	124
Man Made Slates	54	Green Roofs	126
Ventilation	60	Flat Roof Windows	128
Lead Flashing	70	Liquid Solutions	132
Fixings	74	03. Cladding, Roofline & Roof Sheets	134
Clayware & Cowls	78	Cladding	134
Decorative Roofs	82	PVCu Roofline Fascia	140
Flashings	83	Rainwater Systems	144
Roof Windows	84	Roof Sheets	150
		Tools	154

MEET THE NATIONAL ROOFING TEAM



Scotland & North

North – Philip Kennedy **07900 820998**
 Aberdeen – Brian Quin **07702 724516**
 Edinburgh – Blair Harvey **07834 934132** Graham McCulloch **07809 512470**
 Glasgow – Kris Keane **07702 905347**
 Ayrshire – Stephen McPhillips **07725 141685**
 Tyneside – Philip McCullough **07712 874462**
 Lancs – Jeff Farrell **07917 347396**

South West & Wales

North Wales – Mel Davies **07712 489833**
 South Wales – Stephen Knapman **07967 025981**
 Glos – Paul McDonnell **07545 920833**
 Bristol – Tracy Bray **07825 206855**
 Hants – TBC **07825 097440**
 Wilts – Paul Ayres **07899 668344**
 Devon – Dave Conner **07525 672139**
 Cornwall – Darren George **07825 689253**

South East

Kent – Mike Jeffrey **07813 680167**
 Sussex – TBC **07702 723361**
 Oxon – John Lander **07970 813101**
 Herts – Ian Davison **07920 849287**
 Berkshire – Karl Whitehead **07721 977837**

Central & East

Norfolk – TBC **07795 445253**
 East Midlands – Steve Ayland **07540 902197**
 West Midlands – Tom Rose **07525 672037**
 Lincs – Peter Wilson **07919 123617**
 Pennine/Sheffield – Yar Mohammed **07702 721678**
 Teeside – Darren Horrigan **07824 834120**
 Staffs – Chris Lowe **07920 799456**

London

W, N & E – James Wheeler **07885 553501**
 NW – Michael D'Amore **07702 906479**
 SE – Steve Dyke **07885 553488**
 SW – Carl Chalcraft **07900 277699**

1 Pitched Roofing

We've got it covered with the brands you trust!
From truss to tile – the complete solution.

Tiles, Slates & Ventilation

Whether you're looking for slate, clay, concrete tiles or roof ventilation, we have a massive range of stock from leading suppliers.



Solar Panels

Wide range of MCS-approved Solar PV systems for on-roof and roof-integrated installations.

Roof Lights

Windows and sun tunnels to suit any size or space.



Guttering & Fascias

Aluminium, cast iron and plastic guttering in a range of profiles. We have guttering for any job.



One million tiles and slates ready for next day delivery*

*Subject to availability, exclusions apply, please ask in store for full details.

Chimneys



Lead

Highest quality rolled lead flashings that conform to British Standards.



Membranes & Batten

Roofing solutions including some of the best breather membranes, felts and battens meeting the latest regulations.



Trusses

A total engineered timber solution: from the bespoke design to the safe delivery to site and all from the UK's largest supplier of trussed rafters.



Mineral Wool Insulation

Wide range of thermal, acoustic and fire insulation solutions in roll, slab and batt form.



Rigid Insulation

Great range of high performance PIR rigid thermal boards for use in pitched roofs, timber-framed walls and floors.



PLUS A wide range of accessories available

Timloc • Ubbink • Tool bank

ROOF TRUSSES

Pasquill provides a roof solution

Jewson have partnered with Pasquill, who specialise in the supply of engineering timber solutions, they provide us with high quality products solutions such as:

- Roof trusses
- Attic trusses
- Glulam beams
- I-beams
- I-joists
- Panelised roofs
- Posi-joists
- Spandrel panels
- Cassette floors

Pasquill's national network of design and manufacturing sites are located throughout the UK and complements our branch network perfectly. Pasquill can utilise their extensive production resource to help our customers meet their on-site demands. In addition Pasquill have a specialist team dedicated to servicing the needs of Jewson.

Pasquill will work closely with Jewson's, architects/engineers and end users by using their expertise in design and off-site manufacture.



Contact us and see how we can help you,
visit pasquill.co.uk



Roof trusses



I-joists



Posi-joists



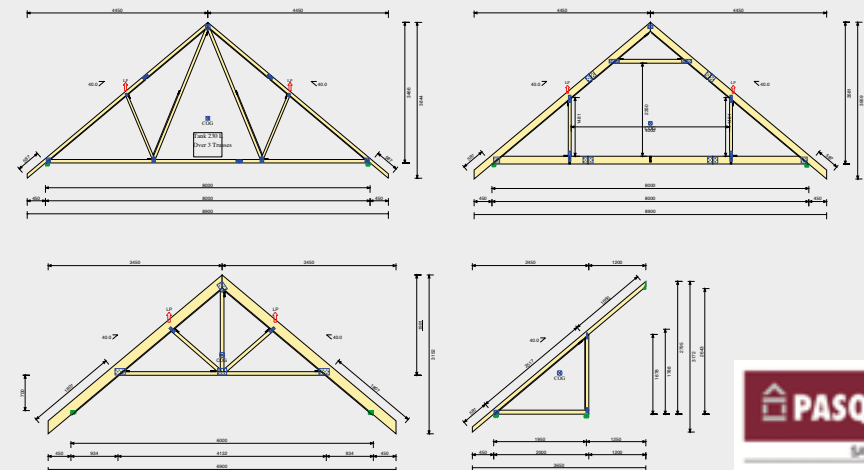
Glulam

Jewson roof design solutions

Our specialist roofing team are here to help you every step of the way. Just follow these 3 simple steps to a hassle free roofing solution:

- Visit jewson.co.uk/trusses
- Upload your drawings or complete your technical information
- Receive a full list of products and prices from your local Jewson branch within 5 days

Alternatively, bring your drawings into your local Jewson branch.



CHANGES TO BS 5534

What do they mean for you?

Where & When?

The BS 5534 Code of Practice stipulates that all new and re-roofing projects should be compliant with current building regulations and be subject to inspection and approval. These revised regulations* became applicable from the 1st March 2015.

The Changes

1. The new Code of Practice* states that mortar alone cannot be used to fix ridges and hips. So, even if mortar is used, the ridges and hips must also be mechanically fixed.
2. The new Code of Practice* also significantly increases the minimum fixing requirements for roof tiles. For example;
 - a. All single lapped tiles on a roof now need to be mechanically fixed
 - b. Tiles at the perimeter must now have a minimum of two fixings.
3. The new Code of Practice introduces a single test for the measurement of the wind uplift resistance of underlays, which all testing bodies will follow to allow for greater transparency.
4. Roofing battens must meet the recommendations stated in BS 5534 in terms of species, permissible characteristics and defects, including minimum dimensions and grading requirements.

The Solutions

Mechanical Fixing of Ridge and Hip Tiles

Ensure that all the ridges and hips are mechanically fixed, even if mortar bedding is used. Alternatively, for a quicker and easier solution which requires no maintenance, use a dry-fix system. Dry-fix systems are quicker to install than mortar and can, in addition, provide high level roof space ventilation.

Tile Fixings

Updated, site specific fixing specifications should be obtained from the manufacturer of the roof tiles being used and these must be implemented on site. Tile fixings, particularly clips, are designed for specific roof tiles so ensure the correct fixings are used for the tile type. This is important as fixings can vary in their mechanical properties and performance.

Underlays

Ensure that underlays that have been tested to the new standard are used and that they are clearly identifiable as being suitable for the site location and batten gauge in question. Ideally the underlay should be clearly labelled for ease of checking on site as recommended in the new Code*.

Roofing Battens

All roofing battens should be factory graded and marked in accordance with the standard. The batten should be stamped with the following details; supplier, origin, graded BS 5534, and size of batten. In all cases grading on site isn't permitted.

*BS 5534: 2014 Slating and Tiling for Pitched Roofing and Vertical Cladding – Code of Practice

TAKE IT AS RED.

JB-RED Factory Graded Roofing Battens

The new British Standard for the design, materials, application, installation and performance of slates, tiles, shingles and shakes is clear: roofing battens must be graded to BS 5534.

This means that battens delivered to site should be graded and marked in accordance with the new standard and have supporting documentation. There's no grey area on BS 5534, so take it as Red that roofing battens from John Brash are fully compliant.

JohnBrash

110
JohnBrash



Tel: 01427 675555 | Fax: 01427 810218 | Email: info@johnbrash.co.uk

www.johnbrash.co.uk



UNDERLAYS

Icopal

Monarperm 500 Breathable Roofing Underlay

- Economical and lightweight
- BBA Approved
- Soft and flexible
- Good nail tear resistance

Product	Code
Monarperm 500 Breathable Roofing Underlay 1m x 50m	RFFTM5HU
Monarperm 500 Breathable Roofing Underlay 1.5m x 50m	RFFTM500

Monarperm 600 Breathable Roofing Underlay

- Affordable mid-range underlay for warm or cold rafter roofs
- BBA Approved
- Good nail tear resistance
- Can be used as a wind barrier

Product	Code
Monarperm 600 Breathable Roofing Underlay 1m x 50m	RFFTM610
Monarperm 600 Breathable Roofing Underlay 1.5m x 50m	RFFTM615

Monarperm 700 Breathable Roofing Underlay

- Sets the standard for breathable membranes
- Strong, durable & flexible. Use on boarded roofs
- High head of water
- BBA Approved

Product	Code
Monarperm 700 Breathable Roofing Underlay 1m x 50m	RFFTM701
Monarperm 700 Breathable Roofing Underlay 1.5m x 50m	RFFTM700

Monarperm Plus High Performance Breather Membrane

- Excellent UV stability
- Soft, flexible with superior resistance to tearing
- High head of water
- Can be used on boarded roofs

Product	Code
Monarperm Plus High Performance Breather Membrane 1m x 50m	I3100379
Monarperm Plus High Performance Breather Membrane 1.5m x 50m	I3100381

Icopal/Klober

Monarperm Top Breather Membrane

- High performing with superior tensile strength resistance to tearing
- Use on boarded roofs
- High head of water
- Available with integrated overlap tape

Product	Code
Monarperm Top Breather Membrane 1.5m x 50m	I3100382

Monarperm Reflex Reflective Breather Membrane

- Reflective surface to limit solar gain with an integrated tape for fast and easy installation
- High tensile strength and resistance to tearing
- High water vapour transmission
- Enhances overall air tightness

Product	Code
Monarperm Reflex Reflective Breather Membrane 1.5m x 50m	I3100483

TLX Gold

- TLX Gold is a two-in-one breathable multi-foil and breather membrane
- TLX Gold is a unique Sd intelligent breathable multi-foil that responds to changes in the environment.
- When humidity increases, the vapour permeability of TLX Gold increases; and similarly, when humidity decreases, the vapour permeability of TLX Gold decreases

Product	Code
TLX Gold roll size 1.2m x 10m	IWTG1210

Klober Permo® Forte and Permo® Forte SK²

- A 4-layer with safety grid, vapour permeable roofing underlay for cold and warm roofs
- SK² has a double integral tape to create an airtight seal to reduce energy loss
- No ventilation of the roof void required
- BBA and CE Certified

Product	Code
Permo Forte 50 x 1.1m [55m ²]	RFKLB002
Permo Forte 50 x 1.5m [75m ²]	RFKLB001
Permo Forte SK ² 50 x 1.5m [75m ²]	RFKLB004

Klober Permo® Air

- Air-open and vapour-permeable underlay for warm and cold roofs, BBA and CE Certified
- No ventilation required
- A strong 3 layer product consisting of UV stabilised PP fleece and high performance meltblown layer, recyclable
- NHBC accepts Permo Air without the need for additional high ventilation in cold pitch roof applications.

Product	Code
Permo Air 50 x 1m [50m ²]	RFKLB011
Permo Air 50 x 1.5m [75m ²]	RFKLB014

Underlays – DuPont™



DuPont™ Tyvek® Supro and Supro Plus

- Supro is a high performance pitched roof breather membrane
- Multi-purpose, heavyweight, reinforced Tyvek® grade for use in all supported and unsupported pitched roof applications
- Suitable for warm, hybrid and cold roofs
- Supro Plus includes an integral adhesive lap tape for sealing all horizontal laps, which will help the system's thermal efficiency by reducing air infiltration.

Product	Code
DuPont™ Tyvek® Supro 1m x 50m roll	RFTVK009
DuPont™ Tyvek® Supro 1.5m x 50m roll	RFTVK007
DuPont™ Tyvek® Supro Plus 1.5m x 50m roll	RFTVK011



DuPont™ AirGuard® Smart

- AirGuard® Control AVCL is an air barrier for roofs, walls and floors
- AirGuard® Smart AVCL has variable vapour transmission for damp buildings
- AirGuard® Reflective AVCL with high vapour resistance and extra thermal performance

Product	Code
DuPont™ AirGuard® Control 1.5m x 50m roll	FNTA5015
DuPont™ AirGuard® Smart 1.5m x 50m roll	RFTVK155
DuPont™ AirGuard® Reflective 1.5m x 50m roll	FNTA5814



DuPont™ Tyvek® Enercor® Roof

- A vapour open roof underlay with a metallised low emissivity surface
- Blocks radiant heat in summer, reduces radiated heat loss in winter
- BBA Certificate: 08/4548

Product	Code
DuPont™ Tyvek® Enercor® Roof 1.0m x 50m roll	FNTE5010



DuPont™ Tyvek® Metal

- Metal roof breather membrane with polypropylene mesh for rigid sheet metal roof systems.
- Allows the drainage of any condensed vapour
- Provides separation between layers

Product	Code
DuPont™ Tyvek® Metal 1.5m x 25m roll	RFTVK170



DuPont™ Tyvek® Butyl Tape

- Single and double sided tapes
- Acrylic and Butyl versions
- Recommended for all DuPont™ Tyvek® and DuPont™ AirGuard® membranes

Product	Code
DuPont™ Tyvek® Acrylic Tape single sided 75mm x 25m roll	RFTVK020
DuPont™ Tyvek® Metallised Tape single sided 75mm x 25m roll	RFTVK206
DuPont™ Tyvek® Double-Sided Tape 50mm x 25m roll	RFTVK356
DuPont™ Tyvek® Butyl Tape 20mm x 30m roll	RFTVK080
DuPont™ Tyvek® Butyl Tape 50mm x 30m roll	RFTVK085

DuPont™, Tyvek®, AirGuard® and Enercor® are registered trademarks or trademarks of E.I. du Pont de Nemours and Company or its affiliates.

ROOFING BATTEN

John Brash & Company/Jewson

BS 5534 and Roofing Battens

BS 5534 is the British Standard for construction in new and re-roofing. As well as battens it includes other products including underlay, fixing specifications and new recommended mortar mixes. The BS 5534 standard became mandatory from 1st March 2015.

BS 5534 factory stamped battens to be used for all new builds – re-roofing on houses/extensions. The only exception is listed buildings.

Type A (ungraded) Battens are no longer acceptable for roofing applications – however we will be stocking these for other uses as ungraded battens not suitable for roofing applications.

There are various BS 5534 coloured battens available on the market, we will be supplying both Jewson Blue and John Brash Red available in 25 x 38mm and 25 x 50mm. These will be stamped with the following details:

- Supplier • Origin • Graded BS 5534 • Size of Batten



JB-Red Roofing Batten

- Pre-graded to all the performance requirements of BS 5534:2014
- Treated to BS 8417:2010 Use Class 2
- 60 year lifetime guarantee against insect attack and wood rotting fungi
- Third party assessed by the British Board of Agrément
- Highly visible to LABC and NHBC Inspectors

Product	Code
JB-RED Roofing Batten 25 x 38 FSC	SBTF2538
JB-RED Roofing Batten 25 x 38 PEFC	SBTP2538
JB-RED Roofing Batten 25 x 50 FSC	SBTF2550
JB-RED Roofing Batten 25 x 50 PEFC	SBTP2550

Why use John Brash RED Roofing Batten?

JB-RED BS 5534 graded roofing battens are fully graded with camera and laser technology. Due to changes in the BS 5534, effective from 1st March 2015, BS 5534 factory stamped battens must be used for all new builds as well re-roofing on houses/extensions.

JB-RED Roofing Battens are fit for purpose, meet or exceed the performance requirements of BS 5534 and do not require further on site grading. A quick visual check is always recommended to assess for any handling damage, end splits (these can develop post grading) or any obvious faults. This is very different from full visual grading on site.

Fully graded battens can be used as a foothold on 600mm rafter centres.



Jewson Blue Batten

- BS 5534 factory stamped battens
- Requirement for all new builds and re-roofing on houses and extensions

Product	Code
Jewson Blue Graded BS 5534 treated Batten FSC 25 x 38mm	SBBF2538
Jewson Blue Graded BS 5534 treated Batten FSC 25 x 50mm	SBBF2550

ROOFING FELT & ACCESORIES

Icopal



MonarTile Protect Undertile Lining

- Cost effective non-breathable undertile lining ideal for domestic new build and refurbishment projects
- Lightweight, soft, flexible and tear resistant
- Condensation absorbing underside
- BBA Certified
- Designed for cold ventilated pitched roof systems

Product	Code
MonarTile Protect Undertile Lining 1m x 15m	I3004216
MonarTile Protect Undertile Lining 1m x 45m	RFFTS003



MonarTile Supa-R Undertile Lining

- High performance undertile lining ideal for small and large projects in weather exposed sites
- Soft and flexible with high resistance to tearing
- Reinforced for easy application and designed to withstand foot traffic on boarded roofs
- BBA Certified

Product	Code
MonarTile Supa-R Undertile Lining 1m x 50m	I3007197



Anderson Trade Premium Shed Felt

- High performance, extremely durable
- Green mineral surface
- Easily applied
- Nail /Cold application
- 15 year life expectancy

Product	Code
Anderson Trade Premium Shed Felt 1m x 8m	I2004214



Anderson Trade Shed Felt Green 10m

- Traditional roofing for non-habitable buildings
- Cost effective
- Green mineral surface
- Easily applied
- Nail /Cold application

Product	Code
Trade Shed Felt Green 1m x 10m	I2002731



Anderson Trade 1F Underslating Felt

- Traditional bituminous underslating felt (was BS747: type IF)
- Ideal for large or small projects
- Heavy duty yet flexible
- Unaffected by fungi, moss, lichen or freeze-thaw cycles
- Use in conjunction with Monoflex Eaves Guard

Product	Code
Icopal 1F Underslating Felt 1m x 15m	I3007195

Pitched Roof Accessories – Icopal



IcoAir Pitched Roof Vent

- Flexible for ease of application
- Applicable for new build and retro fitting
- Applicable with any pitched underslating membrane
- Conforms to NHBC guidelines for ridge ventilation and cold pitched roofs

Product	Code
IcoAir Pitched Roof Vent	RFIC0794



Monarflex 5U Eaves Sheet

- Polyester reinforced bituminous eaves sheet
- Designed to be dressed into the gutter before installation of the pitched roof underlay
- 500mm width for roof pitches between 12.5° and 30°
- 333mm width for roof pitches over 30°

Product	Code
Monarflex 5U Eaves Sheet 500mm	I2003387
Monarflex 5U Eaves Sheet 333mm	I2002160



Monarflex Eaves Guard

- Rigid so no need for fillet
- High UV resistance
- Can be used with any underslating material

Product	Code
Monarflex Eaves Guard	RFIC0795



Monobond LT

- High performance, cross linked, double sided butyl tape
- Provides effective water tight seal at critical details like eaves, chimneys and skylights
- Flexible with low temperature resistance
- Double sided
- Extremely durable

Product	Code
Monobond LT Tape 15mm x 2mm x 24m	JJ106205
Monobond LT Tape 30mm x 2mm x 24m	JJ106210
Monobond LT Tape 70mm x 2mm x 15m	RFTM7015



Icopal Jointing Tape

- Reinforced acrylic tape to join laps of pitched roofing underlays
- Prevents air and leakage paths
- Improves overall building energy performance
- Excellent tack
- Limits wind effect on the underlay enhancing durability of the membrane

Product	Code
Icopal Jointing Tape – 75mm x 25m	RFIC0796

Cedar Shingles – John Brash & Company



Western Red Cedar Shingles

- No.1 Grade Blue Label
- Shingles - sawn both sides, rectangular
- Shakes - hand split face, sawn back, rectangular
- A truly renewable and sustainable roofing and cladding material
- Preservative and fire treatments available
- Treated Option comes with a 40 year guarantee
- Full technical and installation information available from www.johnbrash.co.uk

Shingles & Shakes

	Code
Western Red Cedar Shingles, No.1 Grade Blue Label XXXXX – 400 x 10mm Clean	WRCSHING
Western Red Cedar Shakes No.1 Grade Blue Label – 600 x 19mm Clean	WRCSHAKE
Ridge & Hip Units Standard Clean	WRCSHHIP

Shingles Accessories & ShingleFix

31 x 1.8mm x 1kg pack Silicon Bronze Nails (Shingle Fixing)	NZZ30Z10
44 x 2.3mm Silicon Bronze Nails (Shake Fixing)	NJB6045S
JB ShingleFix Staple Gun (Shingle Fixing)	THJBSGSF
JB ShingleFix Staples	THJBSGST



Felt Roofing Shingles – Icopal



Xtra-Gard Roofing Shingles

- Choice of shapes and colours in 3m² packs
- Durable, easy to install and lightweight
- Proven performance
- UV resistant finish
- For use on roofs with a roof pitch between 15° and 45°

Standard Square Butt


	Code
Standard Square Butt – Red	I3005300
Standard Square Butt – Mossy Green	I3005301
Standard Square Butt – Coal Black	I3005299
Standard Square Butt – Chestnut Brown	I3005298

Classic Half Round

	Code
Classic Half Round – Red	I3005297
Classic Half Round – Mossy Green	I3005303
Classic Half Round – Coal Black	I3005738
Classic Half Round – Chestnut Brown	I3005302

Royal Hexagonal












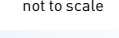
	Code
Royal Hexagonal – Red	I3005739
Royal Hexagonal – Mossy Green	I3005740
Royal Hexagonal – Coal Black	I3005742
Royal Hexagonal – Chestnut Brown	I3005741



TILE COMPARISONS

This table identifies the equivalents between tiles produced by Sandtoft, Redland and Marley Eternit.

Concrete Tiles

Sandtoft	Marley Eternit	Monier Redland	Tile Profiles
Double Pantile	Mendip	Grovebury	
Double Roman	Double Roman	50 Double Roman	
N/A	N/A	Regent	
Lindum	Ludlow Major	Renown	
Calderdale	Modern	Mini Stonewold	
Dual Calderdale	Duo Modern	MockBond Mini Stonewold	
Standard Pattern	Ludlow Plus	Redland 49	
Shire Pantile	Anglia	Fenland Pantile	
Plain Tile	Plain Tile	Plain Tile	
N/A	Ashmore	Duo Plain	
N/A	Edgemere	Richmond 10	
N/A	Duo Edgemere	MockBond Richmond 10	

not to scale

Clay Tiles

Sandtoft	Marley Eternit	Monier Redland
Cassius/Rivius	Domino	N/A
Olympus Double Pantile	Sandringham	N/A
Neo pantile/County Pantile	N/A	Cathedral Clay
20/20 Plain Tile	N/A	Fontenelle
Humber Plain Tile	Hawkins/ACME	Rosemary
Goxhill Plain Tile	Ashdowne	Craftsman

Reconstituted Slate

Sandtoft	Marley Eternit	Monier Redland
Britlock Slate	N/A	Cambrian
Britslate Duchess/Countess	Thrutone	N/A

TILE COLOUR CHARTS


Sandtoft




10 Brown (SM)



11 Terracotta Red (SM)



12 Rustic (SM)



14 Dark Grey (SM)




02 Antique No. 2 (SF)




03 Mottled Red (SF)



05 Cornish Grey (SF)



06 Brindle (SF)



07 Sandown (SF)
(SM) Smoothfaced
(SF) Sandfaced

Marley Eternit



Mosborough Red (S)



Old English Dark Red (S)



Smooth Brown (S)



Smooth Grey (S)



Anthracite (S)



Natural Red (F)



Dark Red (G)



Antique Brown (G)



Greystone (G)
(S) Smooth finish
(F) Fine sanded finish
(G) Granular finish

Monier Redland




30 Slate Grey (T)



34 Terracotta (T)




36 Tudor Brown (T)



39 Farmhouse Red (T)




52 Breckland Brown (T)



Breckland Black (T)



02 Brown (G)



03 Antique Red (G)



12 Cotswold (G)
(T) Through coloured (SF)
(G) Granular

CONCRETE & CLAY TILES

Marley Eternit

Edgemere

- A clean and precise slate-like appearance is enhanced by the thin leading edge and the broken-bond laying technique
- Size 420mm x 330mm
- Minimum pitch 17.5°/maximum pitch 90° subject to pitch specification
- Covering capacity 10.5 slates/m²

Product	Code
Smooth Brown MA35552	RTM35552
Old English Dark Red MA35580	RTM35580
Smooth Grey MA35528	RTM35528

Riven Edgemere

- Edgemere interlocking slates are now available with a riven surface, providing a finish which closely matches the appearance of natural slate with variegated look, depth and tone
- Size 420mm x 330mm
- Minimum pitch 17.5°/maximum pitch 90° subject to pitch specification
- Covering capacity 10.5 slates/m²

Product	Code
Smooth Grey MA35128	RTM35128

Duo Edgemere

- An interlocking large format tile with a thin leading edge for a slate like appearance
- The mock bond creates a small format slate-like appearance
- Size 420mm x 330mm
- Minimum pitch 17.5°/maximum pitch 90° subject to pitch specification
- Covering capacity 10.5 slates/m²

Product	Code
Old English Dark Red MA36680	RTM36680
Smooth Grey MA36628	RTM36628

Plain

- The authentic cross camber design of the Marley Eternit concrete plain tile gives it a look to match its outstanding versatility
- Size 267mm x 168mm
- Minimum pitch 35°/ maximum pitch 90° subject to pitch specification
- Covering capacity 60 tiles/m²
- Also available in Mosborough Red, Dark Red, Smooth Brown, Smooth Grey, Greystone and Anthracite

Product	Natural Red	Old English Dark Red	Antique Brown
Tile	RFCTM506	RFCTM519	RFCTM507
Eaves/Top	RFCTM531	RFCTM556	RFCTM532
Tile and a half	RFCTM538	RFCTM557	RFCTM533
Bonnet Hip	RFCTM703	RFCTM713	RFCTM700
Valley Tile	RFCTM739	RFCTM753	RFCTM740
Ext Angle RH	RFCTM607	RFCTM601	RFCTM600
Ext Angle LH	RFCTM637	RFCTM633	RFCTM632

Modern

- A flat, smooth, single-lap interlocking design whose slate-like appearance is enhanced by the required broken bond laying pattern
- Size 420mm x 330mm
- Minimum pitch 17.5°/maximum pitch 90° subject to pitch specification
- Covering capacity 10.7 tiles/m²

Product	With Nail Hole	No Nail Hole
Anthracite Tile	RFCTM419	RFCTM417
Smooth Grey Tile	RFCTM443	RFCTM411
Antique Brown Tile	N/A	RFCTM415
Smooth Brown Tile	RFCTM442	RFCTM410
Old English Dark Red Tile	RFCTM448	RFCTM416
Mosborough Red Tile	RFCTM444	RFCTM412

Concrete Tiles – Marley Eternit

Duo Modern

- A flat, smooth, single-lap, interlocking tile with a 'mock bond' joint is enhanced by the required broken-bond laying technique • Size 420mm x 330mm
- Minimum pitch 17.5°/maximum pitch 90° subject to pitch specification
- Covering capacity 10.7 tiles/m².

Product	Code
Old English Dark Red MA11280	RFCTM401
Smooth Grey MA11228	RFCTM402

Double Roman

- A 2000 year old profile with precision-engineered functionality • Size 420mm x 330mm
- Minimum pitch 22.5°/maximum pitch 90° subject to pitch specification • Covering capacity 10.4 tiles/m²

Product	Code
Old English Dark Red MA10380	RFCTM163
Mosborough Red MA10339	RFCTM162
Dark Red MA10326	RFCTM152
Antique Brown MA10320	RFCTM150
Smooth Brown MA10352	RFCTM160
Smooth Grey MA10328	RFCTM161
Greystone MA10322	RFCTM151

Mendip

- A double pantile design with elegant flowing lines, instant visual appeal and exceptional strength
- Size 420mm x 330mm • Minimum pitch 15°/maximum pitch 90° subject to pitch specification
- Covering capacity 10.5 tiles/m²

Product	Code
Mosborough Red MA12339	RFCTM112
Old English Dark Red MA12380	RFCTM113
Dark Red MA12326	RFCTM102
Smooth Brown MA12352	RFCTM110
Antique Brown MA12320	RFCTM100
Smooth Grey MA12328	RFCTM111
Anthracite MA12338	RFCTM114

Ludlow Major

- Simple, strong lines exploit the interplay between light and shade • Size 420mm x 330mm
- Minimum pitch 22.5°/maximum pitch 90° subject to pitch specification • Covering capacity 10.6 tiles/m²

Product	Code
Greystone MA10522	RFCTM031
Smooth Grey MA10528	RFCTM041
Smooth Brown MA10552	RFCTM040
Antique Brown MA10520	RFCTM030
Dark Red MA10526	RFCTM032
Old English Dark Red MA10580	RFCTM043
Mosborough Red MA10539	RFCTM042

EcoLogic Ludlow Major

- This unique EcoLogic coating applied to the Ludlow Major tile, removes nitrogen oxides and other pollutants from the atmosphere. The tile also includes much higher levels of recycled content
- Size 420mm x 330mm • Minimum pitch 30°/maximum pitch 90° subject to pitch specification
- Covering capacity 10.6 tiles/m²

Product	Code
Nimbus Grey MA17784	RFCTM823

Concrete Tiles – Marley Eternit

Wessex

- Designed to shed water efficiently at pitches down to 15°, the Wessex has clean, simple lines with a pleasing minimalist style • Size 420mm x 330mm
- Minimum pitch 15°/maximum pitch 90° subject to pitch specification • Covering capacity 10.5 tiles/m²

Product	Code
Smooth Brown MA10652	RFCTM210
Smooth Grey MA10628	RFCTM211

Ludlow Plus

- Ideal for refurbishment applications, where its smaller format reduces wastage
- Size 387mm x 229mm • Minimum pitch 22.5°/maximum pitch 90° subject to pitch specification
- Covering capacity 17.1 tiles/m²

Product	Code	Product	Code
Greystone MA10122	RFCTM002	Dark Red MA10126	RFCTM003
Smooth Grey MA10128	RFCTM015	Old English Dark Red MA10180	RFCTM013
Smooth Brown MA10152	RFCTM014		
Antique Brown MA10120	RFCTM001		

Anglia

- A single-lap interlocking concrete tile with the classic clay pantile profile and a bullnosed leading edge design • Size 387mm x 230mm
- Minimum pitch 25°/maximum pitch 90° subject to pitch specification • Covering capacity 17.1 tiles/m²

Product	Code
Old English Dark Red MA10980	RTM10980
Smooth Grey MA10928	RTM10928
Antique Brown MA10920	RTM10920

Ashmore

- A single lap, interlocking double plain tile, with the engineered precision and ease of installation of an interlocking tile • Tile size is 267mm x 333mm
- Minimum pitch 22.5°/maximum pitch 90° subject to pitch specification • Covering capacity 19 tiles/m²

Product	Smooth Grey	Smooth Brown	Old English Dark Red
Tile	RFCTET041	RFCTET038	RFCTET035
3/4 tile LH	RFCTET042	RFCTET045	RFCTET047
3/4 tile RH	RFCTET043	RFCTET046	RFCTET048
Tile and a half	RFCTET044	RFCTET039	RFCTET036

Marley Modern Ridge

- Compatible with Marley Eternit Ventilated Dry Ridge System • 457mm long
- Compatible with Marley Eternit Dry Hip System • Compatible with Marley Eternit Universal RidgeFast

Product	Code	Product	Code
Mosborough Red	RFCTM422	Natural Red	RFCTM408
Old English Dark Red	RFCTM418	Dark Red	RFCTM434
Smooth Brown	RFCTM420	Antique Brown	RFCTM425
Smooth Grey	RFCTM421	Anthracite	RFCTM423

Marley Segmental Ridge

- Compatible with Marley Eternit Ventilated Dry Ridge System
- Compatible with Marley Eternit Universal RidgeFast • 457mm long

Product	Code	Product	Code
Mosborough Red	RFCTM872	Natural Red	RFCTM874
Old English Dark Red	RFCTM873	Dark Red	RFCTM862
Smooth Brown	RFCTM870	Antique Brown	RFCTM860
Smooth Grey	RFCTM871	Greystone	RFCTM861
Anthracite	RFCTM864		

Concrete Tiles – Monier Redland



Grovebury

- A popular choice for both new build and renovation • Tile size 418 x 332mm
- Covering capacity 9.7 tiles/m² • Minimum pitch 15° (smooth), 22.5° (granular)
- Also available in Charcoal Grey and Rustic Red (Smooth)

Colour	Tile	LH Cloaked Verge	RH Cloaked Verge	Half Tile
Brown(G)	RFCTR044	RFCTR047	RR727402	RR777002
Antique Red(G)	RFCTR040	RR727303	RR727403	RR777003
Slate Grey(S)	RFCTR046	RFCTR776	RFCTR777	JI102115
Terracotta(S)	RFCTR037	RFCTR774	RFCTR775	RR777034
Tudor Brown(S)	RFCTR041	RFCTR778	RFCTR779	JI102120
Farmhouse Red(S)	RFCTR038	RR727339	RR727439	JI102125
Breckland Brown(S)	JI102105	RR727352	RR727452	RR777052
Breckland Black(S)	JI102110	RR727353	RR727453	JI102130



50 Double Roman

- Create the look of a classic, clay roman roof • Tile size 418 x 330mm
- Covering capacity 9.7 tiles/m² • Minimum pitch 17.5° (smooth), 22.5° (granular)

Colour	Tile	LH Verge	RH Verge	Half Tile
Brown(G)	RFCTR020	RFCTR763	RFCTR762	RR773002
Antique Red(G)	RFCTR016	RFCTR764	RR727603	RR773003
Cotswold(G)	RFCTR023	RR727512	RR727612	RR773012
Slate Grey(S)	RFCTR021	RFCTR780	RFCTR781	JI105110
Terracotta(S)	RFCTR013	RFCTR782	RFCTR783	JI105115
Tudor Brown(S)	RFCTR017	RFCTR784	RFCTR785	JI105120
Farmhouse Red(S)	RFCTR018	RFCTR786	RFCTR787	JI105125
Breckland Brown(S)	JI105100	RFCTR766	RR727652	JI105130
Breckland Black(S)	JI105105	RR727553	RR727653	JI105135
Rustic Red (S)	RR220178	RR727578	RR727678	RR773078



Regent

- High, bold roll profile creates a unique and striking effect on the roof • Tile Size 418 x 332mm
- Covering capacity 9.7 tiles/m² • Minimum pitch 12.5° (smooth), 22.5° (granular)
- Also available in Breckland Black and Rustic Red (Smooth finish)

Colour	Tile	LH Verge	RH Verge	Half Tile
Brown(G)	RFCTR033	RR727102	RR727202	JI127110
Antique Red(G)	RFCTR029	RR727103	RR727203	RR775003
Slate Grey(S)	RFCTR035	RR727130	RR727230	JI127115
Terracotta(S)	RFCTR026	RR727134	RR727234	JI127120
Tudor Brown(S)	RFCTR030	RFCTR655	RFCTR656	JI127125
Farmhouse Red(S)	RFCTR027	RR727139	RR727239	JI127130
Breckland Brown(S)	JI127100	RR727152	RR727252	JI127135



Renown

- Blends unobtrusively giving a more contemporary feel to a roof • Size 418 x 330mm
- Covering capacity 9.7 tiles/m² • Minimum pitch 17.5° (smooth), 22.5° (granular)

Colour	Tile	LH Verge	RH Verge	Half Tile
Brown(G)	RFCTR006	JI106140	RR727802	RR771002
Antique Red(G)	RFCTR004	RFCTR760	RR727803	RR771003
Cotswold(G)	RFCTR011	RR727712	RR727812	RR771012
Slate Grey(S)	RFCTR008	JI106160	RR727830	JI106110
Terracotta(S)	RFCTR001	JI106165	RR727834	JI106115
Tudor Brown(S)	RFCTR005	RFCTR770	RFCTR773	JI106120
Farmhouse Red(S)	RFCTR002	RFCTR772	RFCTR771	JI106125
Breckland Brown(S)	JI106100	RR727752	RR727852	JI106130

Concrete Tiles – Monier Redland



Richmond 10/MockBond Richmond 10

- All the benefits of an interlocking tile combined with a true, natural appearance
- MockBond variant also available to create the impression of a small format slate
- Size 418 x 330mm
- Covering capacity 9.7 tiles/m²
- Minimum pitch 17.5°

Richmond 10	Code	MockBond Richmond 10	Code
Slate Grey	RR487130	Slate Grey	RR488130
Flame Red	RR487138	Flame Red	RR488138
Rustic Brown	RR487140	Rustic Brown	RR488140
Black	RR487163	Black	RR488163
Blue	RR487164		



Mini Stonewold/MockBond Mini Stonewold

- Lowest pitch capability, giving flexibility and adaptability to the specifier or homeowner
- MockBond variant also available to create the impression of a small format slate
- Size 418 x 334mm
- Covering capacity 9.9 tiles/m²
- Minimum pitch 17.5°

Mini Stonewold	Code	MockBond Mini Stonewold	Code
Slate Grey	RFCTR990	Slate Grey	RR427130
Terracotta	BRTRMSWT	Terracotta	RR427134
Tudor Brown	RFCTR992	Farmhouse Red	RR427139
Farmhouse Red	RFCTR998	Breckland Brown	RR427152
Breckland Brown	RR426152	Charcoal Grey	on application
Breckland Black	RR426153		
Black	RR426163		
Charcoal Grey	RR426177		



Landmark Double Pantile

- Mimic clay alternatives with Colour Fusion retaining the intended look for years to come
- Cost-effective alternative to traditional clay pantiles • Size 418 x 332mm
- Covering capacity 9.7 tiles/m² • Minimum pitch 15°

Colour	Tile 5901	Left Hand 8333	Right Hand 8334
Terracotta Brindle	RR590143	RR833343	RR833443
Brown Brindle	RR590144	RR833344	RR833444



Landmark Double Roman

- A product with exceptional and long lasting aesthetics
- Concrete technology meets classic looks, offering considerable savings
- Size 418 x 330mm • Covering capacity 9.7 tiles/m² • Minimum pitch 17.5°

Product	Code
Landmark Double Roman Profile Tile – Terracotta Brindle – 520143	RR520143
Landmark Double Roman Profile Tile – Brown Brindle – 520144	RR520144



Landmark 10 Slate

- The first of a new breed of concrete slates
- 2nd generation tiles offer class leading performance as well as aesthetics
- Size 418 x 330mm
- Covering capacity 9.7 tiles/m²
- Minimum pitch 17.5°

Product	Code
Landmark Slate 10 – Brecon Grey	RR467147

Concrete Tiles – Monier Redland



Saxon 10 Slate

- Produced to mimic features found on natural products
- Two strong colours produce roofs of quality and distinction
- Size 418 x 330mm
- Covering capacity 9.7 tiles/m²
- Minimum pitch 17.5°

Product	Code
Black	RR499163
Blue	RR499164



Redland 49

- Defined the roofscapes of London for over half a century
- Easy to handle and install and thus extremely economical
- Size 382 x 226mm
- Covering capacity 16.3 tiles/m²
- Minimum pitch 17.5° (smooth), 22.5° (granular)

Product	Code	Product	Code
Brown[Granular]	RFCTR094	Tudor Brown[Smooth]	J1104105
Antique Red[Granular]	RFCTR093	Farmhouse Red[Smooth]	RFCTR091
Slate Grey[Smooth]	RFCTR097	Breckland Brown[Smooth]	RR110152
Terracotta[Smooth]	J1104100	Rustic Red[Smooth]	RR110178



Fenland Pantile

- A tile synonymous with the single pantiles of the South East and East Anglia
- Offers an economical price compared to clay alternatives
- Size 381 x 227mm
- Covering capacity 16.3 tiles/m²
- Minimum pitch 17.5°

Product	Code	Product	Code
Slate Grey	RR512130	Breckland Brown	RR512152
Terracotta	RR512134	Breckland Black	RR512153
Tudor Brown	RR512136	Black	RR512163
Farmhouse Red	RR512139		

Don't forget your fixings
page 77



Concrete Tiles – Monier Redland



Plain Tile

- Offer great versatility and scope for varied effects
- Designed for fast, easy installation
- Size 266 x 165mm • Covering capacity below 90° is 60 tiles/m² and at 90° is 52 tiles/m² • Minimum pitch 35°
- Also available in 3 further colours; Hedgerow Brown (G) 18, Black 63, Charcoal Grey 77

Colour	Tile 6151	Eaves/Top 6154	Tile + half
Brown (G)	RFCTR062	RFCTR082	RFCTR083
Antique Red (G)	RFCTR058	RFCTR080	RFCTR081
Cotswold (G)	RFCTR050	RFCTR068	RFCTR069
Slate Grey	RFCTR061	RFCTR065	RFCTR064
Terracotta	RFCTR054	RFCTR072	RFCTR073
Tudor Brown	RFCTR060	RFCTR067	RFCTR066
Farmhouse Red	RFCTR055	RFCTR074	RFCTR075
Breckland Brown	RFCTR071	RFCTR089	RFCTR090
Breckland Black	RFCTR052	RFCTR070	RFCTR099
Natural Red	RFCTR051	RFCTR063	RFCTR059
Rustic Red	RR615178	RR615478	RR615978



DuoPlain

- Engineered for strength, ease of handling and ease of installation
- Combines classic looks of a plain tile with all the cost benefits of a larger tile
- Size 268 x 330mm
- Covering capacity 17.7 tiles/m² • Minimum pitch 25° • Also available in blue

Colour	Tile 6101	Tile + half	LH 3/4 Verge	RH 3/4 Verge
Tuscan Red	RR610111	RR610211	RR610311	RR610411
Flame Red	RR610138	RR610238	RR610338	RR610438
Rustic Brown	RR610140	RR610240	RR610340	RR610440
Rustic Black	RR610145	RR610245	RR610345	RR610445
Charcoal Grey	RR610177	RR610277	RR610377	RR610477
Rustic Red	RR610178	RR610278	RR610378	RR610478



Heathland

- All the visual features of a handmade clay tile but at a fraction of the cost
- The range of colours developed offers real alternatives to the leading clay tile market
- Size 263 x 165mm • Covering capacity 60 tiles/m² • Minimum pitch 35°

Product	Tile 6661	Eaves/Top	Tile + half
Manor House Mix	RR666120	on application	on application
Wealden Red	RR666122	on application	on application
Autumn	RR666123	RR666423	RR666923
Ember	RR666125	RR666425	RR666925
Elizabethan	RR666126	on application	on application



Concrete Ridge

- Half round ridge to suit profile tiles
- 450mm in length
- Ridge are also available in 4 further colours; Vintage Blue 60, Charcoal Grey 77, Vintage Red 80 & Brindle 82

Product	Code	Product	Code
Brown(G)	RFCTR108	Terracotta(S)	RFCTR102
Antique Red(G)	RFCTR106	Tudor Brown(S)	RFCTR107
Cotswold(G)	RFCTR113	Farmhouse Red(S)	RFCTR103
Slate Grey(S)	RFCTR110	Rustic Red (S)	RR810178
Black	RR810163	Brown Brindle	RR830244
Terracotta Brindle	RR830234		

Concrete Tiles – Sandtoft



Calderdale and Dual Calderdale

- Calderdale gives a slate like appearance and offers all the benefits of modern interlocking design.
- Matching fittings and accessories available • Minimum pitch 17.5°
- Covering capacity 10.6 tiles per m² • Also available in Light Grey and Terracotta Red

Product	Brown	Rustic	Dark Grey
Tile 420x334mm	RFCTS123	RFCTT026	RFCTS121
Dual Calderdale	made to order	RFCTS930	RFCTS931
LH Verge Tile	RFCTS945	RFCTS946	RFCTT042
LH+RH Half Tile pair	RFCTS947	RFCTS948	RFCTT036
Angle Ridge	RFCTS481	RFCTS483	RFCTS479



Double Pantile

- A high quality concrete tile that re-creates the flowing lines of a traditional pantile with an inherent strength in its curved design
- Matching fittings and accessories available • Minimum pitch 15° • Covering capacity 10.4 tiles per m²
- Also available in Antique No.2, Mottled Red, Brown and Dark Heather

Product	Terracotta Red	Rustic	Dark Grey
Tile 420x334mm	RFCTS022	RFCTS023	RFCTT056
LH Verge tile	RFCTT340	RFCTT338	RFCTT106
LH Cloaked verge	RFCTT086	RFCTT082	RFCTS949
RH Cloaked verge	RFCTT094	RFCTT090	RFCTS950
Half Tile	RFCTT098	RFCTT096	RFCTS951



Double Roman

- A long established Roman design popular in most regions, ideal for both new build and refurbishment.
- Matching fittings and accessories available • Minimum pitch 17.5°
- Covering capacity 10.4 tiles per m² • Also available in; Mottled Red, Cornish Grey, Rustic, Dark Grey

Product	Antique No 2	Brown	Terracotta Red
Tile 420x334mm	RFCTS002	RFCTS011	RFCTS012
LH Cloaked Verge	RFCTS952	RFCTS953	RFCTS954
RH Cloaked verge	RFCTS955	RFCTS956	RFCTS957
Half Tile	RFCTS958	RFCTS959	RFCTS960



Lindum

- An interlocking concrete tile which provides a classic low profile roof.
- Matching fittings and accessories available • Size 420 x 334 mm • Minimum pitch 22.5°
- Covering capacity 9.7 tiles per m²

Product	Code	Product	Code
Sandfaced – Antique 2	RFCTS032	Smoothfaced – Terracotta Red	RFCTS042
Sandfaced – Mottled Red	RFCTS043	Smoothfaced – Rustic	RFCTT202
Smoothfaced – Light Grey	RFCTS040	Smoothfaced – Dark Grey	RFCTT200
Smoothfaced – Brown	RFCTT198		



Standard Pattern

- Easy to install and highly durable, this tile is ideal for re-roofing and comes in convenient banded packs of eight
- Matching fittings and accessories available • Size 380 x 230 mm • Minimum pitch 17.5°
- Covering capacity 17.9 tiles per m²

Product	Code	Product	Code
Sandfaced – Antique 2	RFCTS212	Smoothfaced – Terracotta Red	RFCTS222
Sandfaced – Mottled Red	RFCTS213	Smoothfaced – Rustic	RFCTS223
Sandfaced – Cornish Grey	RFCTS224	Smoothfaced – Dark Grey	RFCTS225
Smoothfaced – Brown	RFCTS221		

Concrete Tiles – Sandtoft



TLE® & Dual TLE®

- Create a thin slate-like leading edge appearance with a concrete interlocking tile
- TLE® is one of the thinnest leading edges on the market
- The dual TLE® has a mock-bond appearance
- Matching fittings and accessories are available
- Tile size is 420 x 334mm • Minimum roof pitch is 17.5°
- Covering capacity is 9.5 tiles per m² (at 75mm headlap)


Product	Product
TLE® Dark Grey	Dual TLE® Dark Grey
TLE® Rustic	Dual TLE® Rustic



Shire Pantile

- All the proportions of a classic pantile profile available in seven distinctive colours
- Matching fittings and accessories available • Size 380 x 230 mm
- Minimum pitch 22.5° • Covering capacity 16.4 tiles per m²

Product	Code	Product	Code
Sandfaced – Antique 2	RFCTT308	Smoothfaced – Rustic	RFCTS702
Sandfaced – Mottled Red	RFCTT316	Smoothfaced – Dark Grey	RFCTT312
Smoothfaced – Brown	RFCTS701	Smoothfaced – Charcoal	RFCTT310
Smoothfaced – Terracotta Red	RFCTS703		



Plain Tile

- This versatile cross-cambered concrete tile is perfect for complex detailing and curved roof applications.
- Matching fittings and accessories available • Minimum pitch 35° • Covering capacity 60 tiles per m²
- Also available in Mottled red, Cornish Grey, Brindle, Sandown, Brown, Terracotta Red and Dark Heather

Product	Rustic	Dark Grey	Antique 2
Tile 265x165mm	RFCTS254	RFCTT218	RFCTS242
Eave/tops Tile	RFCTS293	RFCTT238	RFCTS273
Tile and a half	RFCTS279	RFCTT272	RFCTS274
Bonnet Hip	JI129345	RFCTS961	RFCTT222
Valley Tile	JI129375	RFCTT278	JI129355



Half Round Ridge

- Suitable for use with all concrete tiles except Calderdale and Dual Calderdale • Ridge height is 100mm

Colour	Code	Colour	Code
Antique No. 2	RFCTS442	Light Grey	RFCTS450
Mottled Red	RFCTS443	Dark Grey	RFCTT168
Cornish Grey	RFCTS962	Brown	RFCTT164
Brindle	RFCTS963	Terracotta Red	RFCTT172
Sandown	RFCTS860	Rustic	RFCTS453
		Charcoal	RFCTT166



Segmental Ridge

- Suitable for use with all concrete tiles except Calderdale and Dual Calderdale • Ridge height is 85mm

Colour	Code	Colour	Code
Antique No. 2	RFCTS412	Light Grey	RFCTS420
Mottled Red	RFCTS413	Dark Grey	RFCTT302
Cornish Grey	RFCTS415	Brown	RFCTS421
Brindle	RFCTS416	Terracotta Red	RFCTS422
Sandown	RFCTS964	Rustic	RFCTS423
		Charcoal	RFCTT300

Concrete Tiles – Forticrete



Gemini®

- Aesthetic appearance of a traditional plain tile when laid
- Lays to lower pitches 22.5° than a traditional plain tile (35°)
- Only 16.3 tiles per m², giving savings in fixing labour, battens & weight when compared to plain tiles
- Thin leading edge
- Range of dry fix fittings and ventilation products are available to satisfy NHBC requirements
- 60 year product integrity guarantee

Colour Range

Grey	Welsh Blue	Mixed Russet
Brown	Jacobean	Ember Blend (sandfaced)
Red	Black	Mercia Blend (sandfaced)
Autumn	Sunrise Blend	



Hardrow®

- Stone slate effect
- Available in a wide range of sizes
- Purpose made fittings to suit roof detailing
- Range of Dry Fix fittings and ventilation products are available.
- 40 year product integrity guarantee

Solo Colour Range

Old Stone	Light Grey
Green	Dark Grey
Orange	Thatch
Yellow	Red
Brown	Moss

Duets Colour Range

Barley	Harvest
Dusk	Spice
Ember	Sunset
Forest	Twilight
Glade	Wheat



V2®

- Proven in tests to be one of the strongest tiles of its type
- Interlock feature, proven to give better driven rain, and 'ice blocking' performance
- 60 year product integrity guarantee

Colour Range Smooth

Grey
Brown
Red
Autumn

Colour Range Granular

Granular Brown
Granular Red



Centurion® 10

- Wind barriers behind leading edge to combat wind driven rain
- Full range of dry fix fittings is available
- 60 year product integrity guarantee
- Low pitch roof light solution is available

Colour Range

Grey	Red
Brown	Autumn



Minislate®

- 20 x 12 natural slate scale when laid
- Fibre-free composition
- Fixed as simply as conventional interlocking tiles

Colour Range

Grey
Welsh Blue
Black



Forticrete's revolutionary **Low Pitch Roof Window System** guarantees the installation of a roof window as low as 10°, lower than the minimum pitch of most traditional roof window systems.

This promises larger, brighter and more welcoming extensions.

The system includes:

- A 10 year guarantee
- Innovative, patented 2 piece tray system
- Centre Pivot Window
- Fixing pack
- Eaves support tray
- Centurion tiles

For more light at low pitches

Call 01525 244 900 or visit www.forticrete.co.uk

Forticrete roofing

Low Pitch Roof Window System

Photo shown with
Forticrete's Centurion



Clay Tiles – Marley Eternit



Ashdowne

- Handcrafted clay plain tiles offer a warm, mellow appearance, with a granular texture and slight random irregularities that make each tile unique
- Covering capacity 60 tiles/m² • Minimum pitch 35°/maximum pitch 90° subject to pitch specification

Product	Aylesham Mix	Ashurst
Tile 265 x 165mm	RFCTM493	RFTCS758
Eaves/Top	RFCTM494	RFTCS759
Tile and a Half	RFCTM495	RFTCS760
Granny Bonnet Hip	RFCTM497	RFTCS761
Valley Tile	RFCTM498	RFTCS762
Vertical Ext Angle RH	RFCTM500	RFTCS763
Vertical Ext Angle LH	RFCTM499	RFTCS764
1/2 round ridge 305	RFCTM496	RFTCS765



Acme Double Camber

- Natural clay, machine made, clay plain tiles with longitudinal and latitudinal camber are able to create highly textured roofscapes with accentuated light and shade
- Size 265mm x 165mm • Covering capacity 60 tiles/m²
- Minimum pitch 35°/maximum pitch 90° subject to pitch specification

Colour	Tile	Eave/top	Tile and a half
Smooth Brindle	RFMPT002	RFTCS891	RFTCS892
Dark Brindle	RFCTM623	RFCTM624	RFCTM625
Burnt Flame	RFTCS924	RFTCS925	RFTCS926
Antique	RFTCS750	RFTCS751	RFTCS752



Acme Single Camber

- Natural clay, machine made, single cambered (longitudinal) plain tiles, offering crisp, contemporary lines and the warmth and character of clay at an affordable price
- Size 265mm x 165mm • Covering capacity 60 tiles/m²
- Minimum pitch 30°/maximum pitch 90° subject to pitch specification
- Also available in Heather Sandfaced, Farmhouse Brown Sandfaced and Heather Blend

Product	Code
Red Sandfaced	RFTCS890
Red Smooth	RFTCS840
Century	RFCTM619
Grey Sandfaced	RFCTM896
Mixed Brindle	RFCTM623




Hawkins

- Single cambered (longitudinal), machine made clay tile, manufactured for over 150 years. This heritage, combined with modern firing techniques, gives a unique colour range
- Size 265mm x 165mm • Covering capacity 60 tiles/m²
- Minimum pitch 30°/maximum pitch 90° subject to pitch specification

Product	Code
Dark Heather	RFHWK035
Blue Smooth	RFHWK036
Staffordshire Blue	RFHWK037
Staffordshire Mixture	RFHWK038
Fired Sienna	RFHWK039

Don't forget your ventilation
page 64



Clay Interlocking Tiles – Marley Eternit



Melodie Pantile

- A single clay interlocking pantile with a flexible gauge for ease of fixing and a low pitch of 12.5°
- Size 440mm x 255mm
- Covering capacity 13.8 tiles/m² (maximum gauge)
- Minimum pitch 12.5°/maximum pitch 70° subject to pitch specification
- Available in Natural Red

Product	Code
Marley Melodie Tile	RFCTM845
Marley Melodie Left Hand Tile	RFCTM843



Maxima Double Roman

- A large format clay interlocking double roman tile with a low pitch and an open gauge for ease of fixing
- Size 403mm x 333mm
- Covering capacity 10.1 tiles/m² (maximum gauge)
- Minimum pitch 17.5°/maximum pitch 70° subject to pitch specification
- Available in Natural Red

Product	Code
Marley Maxima Tile	RFCTM842
Marley Maxima Left Hand Tile	RFCTM840



Canterbury

- Traditionally handmade clay plain tile
- 40° minimum pitch
- Available with traditional handmade fittings and decorative accessories
- A natural product with A+ environmental credentials (BREEAM)

Product	Supplier Code
Loxleigh	MAKE142
Burford	MAKE141
Chailey	MAKE140

Clay Tiles – Monier Redland



Rosemary Clay Classic Plain Tile

- Finest machine made clay tiles in single or double camber
- Designed for fast, easy installation
- Size 265 x 165mm • Minimum pitch 35° • Covering capacity 60 tiles/m²

Colour	Tile	Eaves	Tile + half
Red	RFTCR061	RFTCR062	RFTCR063
Russet Mix	RR670194	RR670494	RR670994
Light Mixed Brindle	JI118100	JI118115	JI118125
Medium Mixed Brindle	RFTCR111	RFTCR112	RFTCR113
Blue Brindle	RR680187	RR680487	RR680987
Burnt Blend	RR660191	on application	on application
Heather Brindle	RR660183	on application	on application
Dark Antique	RFCTR880	RFCTR881	RFCTR882



Rosemary Clay Craftsman Plain Tile

- A machine made tile which accurately replicates the look of genuine handmade clay tiles
- The sanding over the surface and random black patterning imitate a weathered look
- Size 265 x 165mm • Minimum pitch 35° • Covering capacity 60 tiles/m²
- Rosemary Clay Craftsman plain tiles are also available in 2 further colours; Foxwood 72 and Victorian 98

Colour	Tile	Eaves	Tile + half
Hawkhurst	RR692185	RR692485	RR692985
Albury	RR632186	RR692486	RR692986



Old Hollow Clay Pantile

- Overlapping pantiles produced with a weathered, rustic finish
- Perfectly replicates the traditional old English pantile shape
- Size 343 x 242mm • Minimum pitch 30° • Covering capacity 16.2 tiles/m²

Product	Code
Vintage Blue	RR599160
Vintage Red	RR599180



Fontenelle Clay Tile

- An exciting new interlocking clay plain tile to feed the growing market trend
- Available in three popular colours
- Size 350 x 244mm • Covering capacity 19.6 tiles/m² • Minimum pitch 20°

Product	Code
Brindle	RR596182
Black	RR596179
Red	RR596180



Cathedral Clay Pantile

- One of the most eye-catching roof tiles ever produced
- Retains all the charm and appeal of a traditional clay pantile
- Size 411 x 265mm • Covering capacity 12.4 tiles/m² • Minimum pitch 22.5°

Product	Code
Terracotta	RR592180
Brindle	RR592182

Clay Tiles – Sandtoft



Neo Pantile

- The Neo pantile is an open gauge interlocking pantile that has been designed by Sandtoft to make a clay pantile roof easier and quicker to install
- Matching fittings and accessories available
- Size 384 x 287 mm • Covering capacity 14.7 tiles per m² • Minimum pitch 22.5°

Product	Code
Neo Pantile – Natural Red	RFCTS830
Neo Pantile – Flanders	RFSC148
Neo Pantile – Tuscan	RFCTS833
Neo Pantile – Antique Slate	RFSC145



Old English

- A traditional clay pantile offering beauty by design. This classic shape with its carefully proportioned profile creates a long lasting beautiful roof
- Matching fittings and accessories available
- Size 342 x 252 mm • Covering capacity 17.6 tiles per m² • Minimum pitch 30°

Product	Code
Old English – Natural Red	RFTCG020
Old English – Flanders	RFCTS809
Old English – Antique Slate	RFCTS941



County

- Combines the visual qualities of a traditional clay pantile with the enhanced performance of a double interlocking design
- Matching fittings and accessories available
- Size 384 x 267 mm • Covering capacity 14.9 tiles per m² • Minimum pitch 22.5°

Product	Code	Product	Code
County – Natural Red	RFTCG001	County – Tuscan	RFCTS736
County – Flanders	RFCTS735		



Vauban

- The Vauban is an interlocking clay tile that gives a clean contemporary look. The Vauban has also been designed to perform as a vertical cladding solution
- Matching fittings and accessories available
- Size 366 x 202 mm • Covering capacity 21.8 tiles per m²

Product	Code
Vauban – Natural Red	RFCTS942
Vauban – Slate Engobe	RFCTS943
Vauban – Multi Blend	RFCTS944



Olympus

- New Generation interlocking clay tile with easy to lay open gauge
- Large format design offers material and labour savings
- 30% reduction in roof loading over large format concrete tiles
- Pressed from natural alluvial Humber clay and available in 3 permanent colours
- High performance weatherproof design developed through intensive wind tunnel testing

Product	Code
Olympus – Natural Red	RFTCO406
Olympus – Flanders	RFTCF406
Olympus – Tuscan	RFTCT406

Clay Tiles – Sandtoft



Goxhill Handmade Clay Plain Tiles

- One of the finest and most distinctive roof coverings available, this handmade plain tile gives a rich textured roofscape that will become more attractive with age
- Matching fittings and accessories available • Size 265 x 165mm • Covering capacity 60 tiles/m²
- Minimum pitch 40°/maximum pitch 75° subject to pitch specification

Product	Code
Goxhill Handmade Plain Tile – Dark Red	RFCTS752
Goxhill Handmade Plain Tile – Dark Chestnut	RFCTS751
Goxhill Handmade Plain Tile – Autumn Brown	RFCTS750



Barrow and Alban Handcrafted Clay Plain Tiles

- A handcrafted clay plain tile with a lightly sanded finish. Each tile has a subtle irregular form which creates the appearance of a traditional, aged roof with character
- Matching fittings and accessories available • Size 265 x 165mm • Covering capacity 60 tiles/m²
- Minimum pitch 35°/maximum pitch 75° subject to pitch specification

Product	Code	Product	Code
Barrow Plain Tile – Bay Brown	RFCTS932	Barrow Plain Tile – Red Basalt	RFCTS936
Barrow Plain Tile – Dark Rusper	RFCTS933	Alban Plain Tile – Sussex Blend	RFCTS937
Barrow Plain Tile – Burnt Oak	RFCTS934	Alban Plain Tile – Vintage Blend	RFCTS938
Barrow Plain Tile – Dark Rusper	RFCTS935		



Okewood Traditional Clay Plain Tiles

- Okewood is a traditional clay plain tile with a double camber suitable for contemporary or classic architecture. New to the range, Okewood is available in one colour option called Haze which offers a subtle combination of two muted tones. Investment in new manufacturing techniques give this smooth finish tile the look of a sanded tile without the use, or cost, of sand
- Matching fittings and accessories available • Size 265 x 165mm • Covering capacity 60 tiles/m²
- Minimum pitch 35°/maximum pitch 75° subject to pitch specification

Product	Code
Okewood Traditional Clay Plain Tile – Haze	RFCTS939



Humber Traditional Clay Plain Tiles

- A traditional, cross-cambered, machine-made clay plain tile available in a choice of three colours. Gives complete design flexibility and is perfect for adding character to both roofs and walls (in the form of vertical cladding)
- Matching fittings and accessories available • Size 265 x 165mm • Covering capacity 60 tiles/m²
- Minimum pitch 35°/maximum pitch 75° subject to pitch specification

Product	Code	Product	Code
Gothic Red	RFCTS940	Tuscan	RFCTS620
Antique	RFCTS787	Natural Red	J1125105
Flanders	RFCTS788		



Village Traditional Clay Plain Tiles

- A natural clay plain tile with varied colour and texture that creates the appearance of an aged roof from new. Its double cambered design adds further character, providing a rustic look that will blend into its surroundings
- Matching fittings and accessories available • Size 265 x 165mm • Covering capacity 60 tiles/m²
- Minimum pitch 35°/maximum pitch 75° subject to pitch specification

Product	Code
Village Traditional Clay Plain Tile – Reclaimed	RFCTS850

Clay Tiles – Sandtoft



New Rivius

- The New Rivius tile is an authentic alternative to slate, a material that is time-consuming, complex and costly to lay
- Matching fittings and accessories are available
- Tile size is 418 x 335mm
- Minimum roof pitch 22.5°
- Covering capacity is 9.5 tiles per m²

Product
New Rivius – Antique Slate



Koramic 301 Smooth Plain Tile

- A traditional, cross-cambered, machine-made clay plain tile
- Gives complete design flexibility and is perfect for adding character to both roofs and walls
- Matching fittings and accessories are available
- Tile size is 270 x 170mm
- Minimum roof pitch 35°
- Covering capacity is 57.4 tiles per m²

Product
Koramic 301 Rustic
Koramic 301 Toscana
Koramic 301 Natural Red
Koramic 301 Amaranth



Koramic 303 Plain Tile

- A traditional, machine-made clay plain tile with a sanded texture, available in a choice of 3 colours
- Matching fittings and accessories are available
- Tile size is 270 x 160mm
- Minimum roof pitch 35°
- Covering capacity is 61 tiles per m²

Product
Koramic 303 Old Weathered
Koramic 303 Old Rustic
Koramic 303 Old Heather



Arcadia

- The Arcadia Pantile provides the look of an aged pantile from the day it is installed on the roof
- It replicates the charm and character of reclaimed pantiles from new
- Matching fittings and accessories are available
- Tile size is 342 x 252mm
- Minimum roof pitch is 30°
- Covering capacity is 17.6 tiles per m²

Product	Code
Arcadia Reclaimed	RFSC1151



20/20

- New Generation interlocking clay plain tile that uses innovative design to reduce installation costs and completion times
- Matching fittings and accessories are available
- Tile size is 330 x 226mm
- Minimum roof pitch is 15°
- Covering capacity is 22.7 tiles per m²

Product	Code
20/20 Tuscan	RFCTS712
20/20 Natural Red	RFSC1141
20/20 Flanders	RFSC1137
20/20 Antique Slate	RFSC1133

Handmade Clay Tiles – Sahtas



Brookhurst Genuine Hand Made Clay Tiles

- Traditional hand made roof tiles
- Immediately gives the appearance of a matured roof
- Plain tile size 265 x 165mm
- Minimum pitch is 35°
- Covering capacity 60 tiles per m²
- Eave, valley, gable, bonnet hip tiles and half round ridge also available

Product	Code
Brookhurst Hand Made plain roof tile Chartridge	RFSAH007
Brookhurst Hand Made plain roof tile Wentworth	RFSAH014
Brookhurst Hand Made plain roof tile Restoration	RFSAH013
Brookhurst Hand Made plain roof tile, Multi	RFSAH010
Brookhurst Hand Made plain roof tile Olde English Orange	TBC
Brookhurst Hand Made plain roof tile Olde English Red	TBC



Chartridge



Wentworth



Restoration



Multi



Olde English Orange



Olde English Red



Traditional Clay Tiles – Dreadnought



Dreadnought Machine Made

- 3 alternatives available – Machine Made, Rustic and Classic Handformed
- Wide range of clay colours from Reds to Blues
- Tested to over 400 freeze thaw cycles
- Made in the UK since 1805
- Through colours with no artificial surface pigments or stains

Smoothfaced	Sandfaced
Staffordshire Blue Smoothfaced	Staffordshire Blue Sandfaced
Blue Brindle Smoothfaced	Dark Heather (SF)
Brown Antique Smoothfaced	Brown Antique Sandfaced
Red/Blue Smoothfaced	Red/Blue Sandfaced
Brown Brindle Smoothfaced	Brown Heather (SF)
Country Brown Smoothfaced	Country Brown Sandfaced
Red Smoothfaced	Red Sandfaced



Staffordshire Blue Smoothfaced



Brown Antique Sandfaced



Brown Brindle Smoothfaced



Dreadnought Rustic Tile

- Available in all Dreadnought colours
- Gives a roof a mature appearance
- Heritage service for matching ornamental fittings

Rustic	
Staffordshire Blue Rustic	Red/Blue Rustic
Dark Heather Rustic	Brown Heather Rustic
Brown Antique Rustic	Country Brown Rustic
Dreadnought Red Rustic	



Dark Heather Rustic



Country Brown Rustic



Red Rustic



Collingwood Blend



Trafalgar Blend

Mixed Colour Blends

- Collingwood Blend is a mixed blend of 70% Brown Brindle/Brown Heather and 30% Country Blend and is available in both a Smoothfaced or Sandfaced Finish
- Trafalgar Blend is a mixed blend of 33% Brown Brindle/Brown Heather, 33% Country Blend and 33% Brown Antique and is available in either Smoothfaced or Sandfaced
- Or create your own blend, by mixing different Dreadnought colours together

Clay Ridge – Hepworth & Redbank



Plain Angle Ridge – Hepworth

- Components are suitable for both new build and refurbishment projects
- Available in Red, Buff and Blue/Black
- Length of ridge is 450mm
- Hips, finials and stop-ends are also available to add distinctive features to pitched roofs

Product	Red (R)	Blue/Black (X)
90° Plain Angle Ridge YR17	RFHEP015	RFHEP016
105° Plain Angle Ridge YR18	RFHEP019	RFHEP020
115° Plain Angle Ridge YR19	RFHEP021	RFHEP022
125° Plain Angle Ridge YR20	JG111730	JG111735



Capped Angle Ridge – Hepworth

- Components are suitable for both new build and refurbishment projects
- Available in Red, Buff and Blue/Black
- Length of ridge is 450mm
- Hips, finials and stop-ends are also available to add distinctive features to pitched roofs

Product	Red (R)	Blue/Black (X)
90° Capped Angle Ridge YR53	JG111775	JG111785
105° Capped Angle Ridge YR54	JG111790	JG111800
115° Capped Angle Ridge YR55	JG111805	JG111815
125° Capped Angle Ridge YR56	JG111820	JG111830



Capped Angle Ridge – Hanson Redbank

- Extensive range of clay ridge and finials are available
- Can be used on both Ridge and Hip
- Various stop ends are also available
- Supplier reference is No. 285
- Capped Angle Ridges are 450mm in length

Product	Code	Product	Code
90° Capped Angle Ridge Red	RFRCR144	90° Capped Angle Ridge SBM	RFRCR146
105° Capped Angle Ridge Red	RFRCR150	105° Capped Angle Ridge SBM	RFRCR152
115° Capped Angle Ridge Red	RFRCR156	115° Capped Angle Ridge SBM	RFRCR158
125° Capped Angle Ridge Red	RFRCR162	125° Capped Angle Ridge SBM	RFRCR164

Clay Crested Ridges – Marley Eternit

Available in a range of colours and angles.

Recommended roof pitch may vary depending on product and system used.



Plain Roll Top

- 450mm length Roll Top Ridge Tile
- Red smooth and slate black, standard available in 90° and 105° angles
- 75°, 115°, 125° and 135° angle bases are available to order



Club Crested Ridge

- 305mm length Club Crested Ridge
- 90° and 105° bases available in smooth red colour



Cocks Comb Crested Ridge

- 305mm length Cocks Comb Crested Ridge
- 90° and 105° bases available in smooth red colour



Two Hole Crested Ridge

- 305mm Two Hole Crested Ridge
- 90° and 105° bases available in smooth red colour

Clay Finials – Marley Eternit

Available in a range of colours and angles.

Recommended roof pitch may vary depending on product and system used.



Ball Top Finial

- Available with a choice of bases, either plain angle, half round or half round with a 150mm extension piece
- Plain angle bases come in either 75° - 125° or 135°
- Made to order, subject to minimum order quantities



Fleur-de-Lys Finial

- Available with a choice of bases, either plain angle, half round or half round with a 150mm extension piece
- Plain angle bases come in either 75° - 125° or 135°
- Made to order, subject to minimum order quantities



Scroll Finial

- Available with two bases to choose from – half round or plain angle
- Plain angle bases suit 75° - 125° angles
- Made to order, subject to minimum order quantities



Dragon Finial

- Two bases to choose from – 75° and 90° angles
- All colours except Ashdowne made to order, subject to minimum order quantities

NATURAL & MAN-MADE SLATE

FROM ROCK TO ROOF

Mont Azul – Jewson’s very own slate

The Jewson exclusive Mont Azul range of slates has been created specifically to meet the requirements in all locations of the UK.

As the slates are all mined from quarries in northern Spain which have been producing slates for many decades, you can be confident that the full Mont Azul range are CE marked with an A1, T1, S1 specification.

With a guarantee up to 75 years and a range to meet every budget, the Mont Azul range offers slates with strength, durability, beautiful texture and appearance.



Introducing the Mont Azul Quarry



Our Mont Azul rock is mined



Transported to the factory



Palletised and labelled for full traceability



Hand split in the Gatto Mexon factory



Loaded and delivered to your site



Your roof, beautifully finished in Mont Azul slate

Mont Azul



Mont Azul Superior Natural Slate – England & Wales

- The Mont Azul Superior is a highly durable slightly textured heavy blue-grey slate with an exceptional clean genetic composition
- This slate comes with a 75 year guarantee
- Resistant to weather conditions, freezing and acid rain
- Does not fade under sun and ultraviolet rays
- Environmentally friendly
- Fireproof
- Requires no special maintenance



English, Welsh Product	Code
Mont Azul Superior 300 x 200 x 5mm NSS	RFCAM018
Mont Azul Superior Slate & half 300 x 300 x 5mm NSS	RFCAM019
Mont Azul Superior 400 x 200 x 5mm NSS	RFCAM014
Mont Azul Superior Slate & half 400 x 300 x 5mm NSS	RFCAM015
Mont Azul Superior 400 x 250 x 5mm NSS	RFCAM016
Mont Azul Superior Slate & half 400 x 375 x 5mm NSS	RFCAM017
Mont Azul Superior 500 x 250 x 5mm NSS	RFCAM001
Mont Azul Superior Slate & half 500 x 375 x 5mm NSS	RFCAM002
Mont Azul Superior 500 x 300 x 5mm NSS	RFCAM020
Mont Azul Superior Slate & half 500 x 450 x 5mm NSS	RFCAM021
Mont Azul Superior 600 x 300 x 5mm NSS	RFSSH953
Mont Azul Superior Slate & half 600 x 450 x 5mm NSS	RFCAM011



Mont Azul Lombeiro

- This strong and durable blue black slate is flat, smooth and flexible and easy to work with
- This slate is a good general purpose slate
- Resistant to weather conditions, freezing and acid rain
- Does not fade under sun and ultraviolet light
- Environmentally friendly
- Fireproof
- Requires no special maintenance

Product	Code
Mont Azul Lombeiro 500 x 250 x 4-5mm NSS	RFCAM038
Mont Azul Lombeiro Slate & Half 500 x 375 x 4-5mm NSS	RFCAM039



Mont Azul Galicia

- Mont Azul Galicia is a clean and durable high strength natural slate
- It is grey in colour with a smooth, flat surface
- Resistant to Weather conditions, freezing and acid rain
- Does not fade under sun and ultraviolet light
- Environmentally friendly
- Fireproof
- Requires no special maintenance

Product	Code
Mont Azul Galicia 600 x 300 x 5mm NSS	RFCAM012
Mont Azul Galicia Slate & Half 600 x 450 x 5mm NSS	RFCAM013
Mont Azul Galicia 500 x 250 x 5mm NSS	RFCAM003
Mont Azul Galicia Slate & Half 500 x 375 x 5mm NSS	RFCAM004

Mont Azul/Glendyne Slate Inc.



Mont Azul Highland – Scotland

- The Mont Azul Highland is a highly durable slightly textured heavy blue-grey slate with an exceptional clean genetic composition.
- This slate comes with a 75 year guarantee
- Resistant to weather conditions, freezing and acid rain
- Does not fade under sun and ultraviolet light
- Environmentally friendly
- Fireproof
- Requires no special maintenance



Product	Code
Mont Azul Highland 400 x 200 x 6-7 mm NSS	RFCAM022
Mont Azul Highland 400 x 250 x 6-7mm NSS	RFCAM032
Mont Azul Highland Slate & Half 400 x 300 x 6-7mm NSS	RFCAM023
Mont Azul Highland Slate & Half 400 x 375 x 6-7mm NSS	RFCAM033



Mont Azul Highland Heavy – Scotland

- The Mont Azul Highland Heavy is a highly durable slightly textured heavy blue-grey slate with an exceptional clean genetic composition.
- This slate comes with a 75 year guarantee
- Resistant to weather conditions, freezing and acid rain
- Does not fade under sun and ultraviolet light
- Environmentally friendly
- Fireproof
- Requires no special maintenance



Product	Code
Mont Azul Highland Heavy 400 x 200 x 7-9mm NSS	RFCAM024
Mont Azul Highland Heavy Slate & Half 400 x 300 x 7-9mm NSS	RFCAM025
Mont Azul Highland Heavy 400 x 250 x 7-9mm NSS	RFCAM026
Mont Azul Highland Heavy Slate & Half 400 x 375 x 7-9mm NSS	RFCAM027
Mont Azul Highland Heavy 500 x 250 x 7-9mm NSS	RFCAM028
Mont Azul Highland Heavy Slate & Half 500 x 375 x 7-9mm NSS	RFCAM029



Glendyne Natural Slate – Exclusive to Jewson in Scotland

- Glendyne Slate is a dark blue/grey with a fine consistent grain and no history of pyritic inclusions
- Glendyne is a Canadian Slate which is remarkably similar in character to the Welsh Ffestiniog Slate
- Natural slate requires no special maintenance and can last over 75 years if applied according to prescribed standards
- Slate is also resistant to weather conditions, freezing, and acid rain.
- Slate does not fade under the sun and ultraviolet rays



Product	Code
Glendyne Blue/Black Slate 406 x 381mm Blank	RFGLN02
Glendyne Blue/Black Slate 406 x 254mm Pre-holed	RFGLN03

Natural Slate – SSQ



Vivera

- A high quality roofing slate favoured by building professionals
- Blue/black colour with a distinctive blue tinge and speckled with inert mineral inclusions
- Consistently flat surface providing a smooth appearance to a roof's surface
- Minimum pitch 17.5°/maximum pitch 90° (subject to technical specification)



Product	Code
SSQ Vivera Natural Roofing Slate 600 x 300mm	RFSSQS11
SSQ Vivera Natural Roofing Slate 500 x 300mm	RFSSQS13
SSQ Vivera Natural Roofing Slate 500 x 250mm	RFSSQS09
SSQ Vivera Natural Roofing Slate 450 x 220mm	RFSSQS17
SSQ Vivera Natural Roofing Slate 400 x 250mm	RFSSQS15



Toreno Heavy

- A high quality 'heavy' roofing slate suitable for the Scottish market
- Distinctive blue/black colour with a traditional riven texture available mainly in 7-9mm
- Moderate consistency of thickness providing a textured presentation
- Minimum pitch 25°/maximum pitch 90° (subject to technical specification)



Product	Code
SSQ Toreno Heavy Natural Roofing Slate 400 x 250mm	RFSSQT02
SSQ Toreno Heavy Natural Roofing Slate 400 x 200mm	RFSSQT05
SSQ Toreno Heavy Natural Roofing Slate 350 x 200mm	RFSSQT07



Montegriz First Grade

- A superb grey slate with a tinge of green matching many of the indigenous slates available in the market
- Consistent 5-6mm flat slate with a distinctive texture
- Particularly popular in Cornwall, Devon, Cumbria and Scotland
- Minimum Pitch 17.5°/Maximum pitch 90° (subject to technical specification)

Product	Code
SSQ Montegriz First Grade Natural Roofing Slate 600 x 300mm	on application
SSQ Montegriz First Grade Natural Roofing Slate 500 x 250mm	on application
SSQ Montegriz First Grade Natural Roofing Slate 400 x 250mm	on application
SSQ Montegriz First Grade Natural Roofing Slate 600 x 450mm	on application
SSQ Montegriz First Grade Natural Roofing Slate 500 x 375mm	on application
SSQ Montegriz First Grade Natural Roofing Slate 400 x 375mm	on application



Canteverde

- A grey green Brazilian roofing slate • Popular mainly in the South West of England
- Excellent consistency of thickness 4-5mm. A contractor's favourite
- Minimum pitch 25°/maximum pitch 90° (subject to technical specification)
- Tested to EN 12326 and achieves A1-T1-S1

Product	Code
SSQ Canteverde Natural Roofing Slate 500 x 250mm	RFBZC001
SSQ Canteverde Natural Roofing Slate 400 x 200mm	RFBZC002
SSQ Canteverde Natural Roofing Slate 500 x 375mm	RFSSQC01
SSQ Canteverde Natural Roofing Slate 400 x 300mm	on application



Amazonia

- A medium grey 'graphite' Brazilian roofing slate
- Moderate consistency of thickness providing a textured presentation
- Minimum pitch 25°/maximum pitch 90° (subject to technical specification)
- Tested to EN 12326 and achieves A1-T1-S1

Product	Code
SSQ Amazonia Natural Roofing Slate 500 x 250mm	RFBZA001
SSQ Amazonia Natural Roofing Slate 400 x 200mm	RFBZA002
SSQ Amazonia Natural Roofing Slate 500 x 375mm	RFSSQA01
SSQ Amazonia Natural Roofing Slate 400 x 300mm	on application

Natural Slate – SSQ



Del Carmen Ultra Grade

- Widely recognised as the industry's leading Spanish natural slate certified to NF 228/EN 12326 standard
- Deep blue/black colour with a characteristic riven texture in 5-6mm
- Maximum consistency of thickness allowing fast, easy installation
- Minimum pitch 17.5°/maximum pitch 90° (subject to technical specification)

Product	Code
SSQ Del Carmen Ultra Natural Roofing Slate 500 x 250mm	RFSDC029
SSQ Del Carmen Ultra Natural Roofing Slate 400 x 250mm	RFSDCU01
SSQ Del Carmen Ultra Natural Roofing Slate 500 x 375mm	RFSDC040
SSQ Del Carmen Ultra Natural Roofing Slate 400 x 375mm	RFSDC041



Del Carmen First Grade

- Widely recognised as the industry's leading Spanish natural slate certified to NF 228/EN 12326 standard
- Deep blue/black colour with a characteristic riven texture 5-6mm
- Highly consistent thickness allowing relatively fast installation with prior sorting
- Minimum pitch 17.5°/maximum pitch 90° (subject to technical specification)

Product	Code
SSQ Del Carmen First Natural Roofing Slate 600 x 300mm	RFSDCF01
SSQ Del Carmen First Natural Roofing Slate 500 x 250mm	RFSDCF03
SSQ Del Carmen First Natural Roofing Slate 400 x 250mm	RFSDCF05
SSQ Del Carmen First Natural Roofing Slate 500 x 375mm	RFSDC045



Del Carmen Celtas Grade

- Widely recognised as the industry's leading Spanish natural slate certified to NF 228/EN 12326 standard
- Deep blue/black colour with a characteristic riven texture 5-7mm
- Moderate variation in thickness; sorting required to ensure a consistent roof
- Minimum pitch 17.5°/maximum pitch 90° (subject to technical specification)

Product	Code
SSQ Del Carmen Celtas Natural Roofing Slate 600 x 300mm	RFDCR201
SSQ Del Carmen Celtas Natural Roofing Slate 500 x 250mm	RFDCR202
SSQ Del Carmen Celtas Natural Roofing Slate 400 x 250mm	RFSDC021
SSQ Del Carmen Celtas Natural Roofing Slate 400 x 200mm	RFSDC023



Del Carmen Heavy Grade

- Widely recognised as the industry's leading Spanish natural slate certified to NF 228/EN 12326 standard
- Deep blue/black colour with a characteristic riven texture 7-9mm
- Moderate variation in thickness; sorting required to ensure a consistent roof
- Minimum pitch 17.5°/maximum pitch 90° (subject to technical specification)

Product	Code
SSQ Del Carmen Heavy Natural Roofing Slate 500 x 250mm	RFSDC060
SSQ Del Carmen Heavy Natural Roofing Slate 400 x 250mm	RFSDC059
SSQ Del Carmen Heavy Natural Roofing Slate 500 x 375mm	RFSDC061
SSQ Del Carmen Heavy Natural Roofing Slate 400 x 375mm	RFSDC058



Matacoute Heavy Grade

- Deep blue/black colour with a naturally riven texture
- Proven track record going back 20 years in the Scottish market
- Moderate variation in thickness 7-9mm.
- Minimum pitch 25°/maximum pitch 90° (subject to technical specification)

Product	Code
SSQ Matacoute Heavy Grade Natural Roofing Slate 400 x 250mm	RFSMC001
SSQ Matacoute Heavy Grade Natural Roofing Slate 400 x 200mm	RFSMC003
SSQ Matacoute Heavy Grade Natural Roofing Slate 400 x 375mm	RFSMC015
SSQ Matacoute Heavy Grade Natural Roofing Slate 400 x 300mm	RFSMC009

Natural Slate – Cembrit



Cembrit Alpina

- Alpina Brazilian Natural Slate in grey/green and graphite shades
- Consistent texture and thickness
- Minimal unstable mineral content
- Best installed with slate hooks
- Minimum pitch in moderately exposed location 25° (500 x 250mm and 600 x 300mm) and 30° (400 x 200mm)
- Covering capacity of the above; 19.56, 13.1 and 30.96 slates per m²

Product	Code
Alpina 600 x 300mm Graphite	RFSSH944
Alpina 500 x 250mm Graphite	RFSSH942
Alpina 400 x 200mm Graphite	RFSSH946
Alpina 600 x 300mm Grey/Green	RFSSH945
Alpina 500 x 250mm Grey/Green	RFSSH940
Alpina 400 x 200mm Grey/Green	RFSSH947



Cembrit Glendyne

- Natural Slate from Canada
- Consistent high quality and high strength
- Glendyne Fours are 4 to 5mm thick
- Glendyne Fives are 5 to 6mm thick
- Approved for use in the Snowdonia National Park

Product	Code
Glendyne Natural Slate Blue/Grey 406 x 254mm	RFSG425
Glendyne Natural Slate Blue/Grey 508 x 254mm	RFSG425



Cembrit Contessa

- Spanish Natural Slate
- Normal texture, varied appearance
- Available in blue/black and grey shades in a variety of sizes

Product	Code
Contessa Spanish Slate Grey 600 x 300mm	RFSC0630
Contessa Spanish Slate Grey 500 x 250mm	RFSC0525
Contessa Spanish Slate Grey 500 x 375mm	RFSC0537
Contessa Spanish Slate Grey 400 x 250mm	RFSC0425



Cembrit Duquesa

- Top grade Spanish Natural Slates
- Smooth surface texture and consistent thickness
- Duquesa is renowned for its light grey colour, uniform appearance, regular surface texture and absence of unstable inclusions
- No discolouration risk
- Available in a variety of sizes

Product	Code
Duquesa Spanish slate Grey 400 x 250mm	RFSDQ023
Duquesa Spanish slate Blue/Black 500 x 250mm	RFSDQ038
Duquesa Spanish slate Blue/Black 500 x 375mm	RFSDQ037

Natural Slate – Welsh Slate



Penrhyn Capital Grade 5.5mm thick

- Slate from the Penrhyn Quarry
- Pre-holed
- A beautiful natural appearance

Product	Code
Capital Heather Blue 600 x 300mm	RFWLS001
Capital Heather Blue 500 x 300mm	RFWLS004
Capital Heather Blue 400 x 300mm	RFWLS007
Capital Heather Blue 350 x 300mm	RFWLS010
Capital Heather Blue 300 x 300mm	RFWLS013
Capital Heather Blue 300 x 200mm	RFWLS016



Penrhyn County Grade 7mm thick

- Slate from the Penrhyn Quarry
- Pre-holed
- A beautiful natural appearance

Product	Code
County Heather Blue 600 x 300mm	RFWLS019
County Heather Blue 500 x 300mm	RFWLS022
County Heather Blue 400 x 300mm	RFWLS025
County Heather Blue 350 x 300mm	RFWLS028
County Heather Blue 300 x 300mm	RFWLS031
County Heather Blue 300 x 200mm	RFWLS034



Penrhyn Celtic Grade 9mm thick

- Slate from the Penrhyn Quarry
- A beautiful natural appearance
- Non fading colours

Product	Code
Celtic Heather Blue 600 x 300mm	RFWLS037
Celtic Heather Blue 500 x 300mm	RFWLS040
Celtic Heather Blue 400 x 300mm	RFWLS043
Celtic Heather Blue 350 x 300mm	RFWLS046
Celtic Heather Blue 300 x 300mm	RFWLS049
Celtic Heather Blue 300 x 200mm	RFWLS052



Cwt-y-Bugail Natural Slate

- Slate from the Cwt-y-Bugail Quarry
- Available in 3 different grades, 5.5mm, 7mm and 9mm thick
- Pre-holed

Product	Code
Cwt-y-Bugail Natural Slate Dark Blue Grey 500 x 250mm	RFWLS055
Cwt-y-Bugail Natural Slate Dark Blue Grey 400 x 250mm	RFWLS058
Cwt-y-Bugail Natural Slate Dark Blue Grey 400 x 200mm	RFWLS061
Cwt-y-Bugail Natural Slate Dark Blue Grey 350 x 250mm	RFWLS064
Cwt-y-Bugail Natural Slate Dark Blue Grey 300 x 200mm	RFWLS070

RAIN EXPOSURE UK MAP

Geographic categories of driven rain exposure around the UK

Key:

Approximate driving rain
(L/m² per spell)

Exposure Zone:

Sheltered	<33
Moderate	≥33 <56.5
Severe	≥56.5 <100
Very Severe	≥100

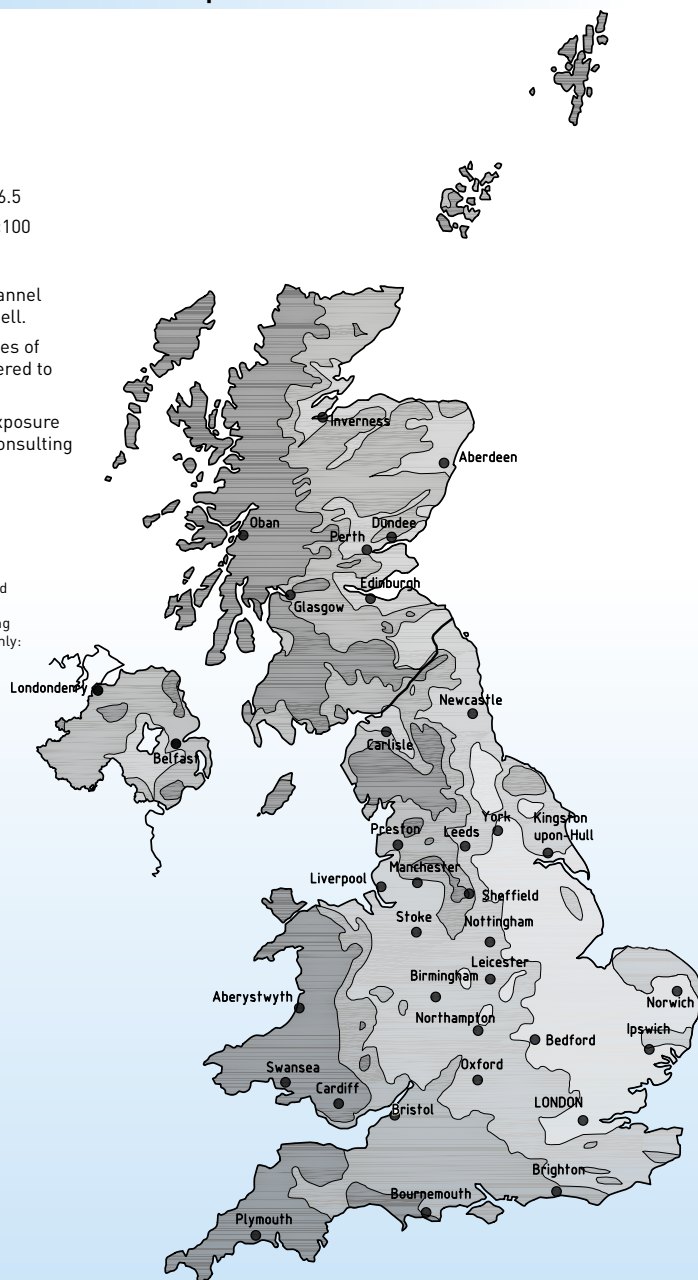
Note: For the Scilly Isles and Channel Islands, assume 100 L/m² per spell.

In general any area within 30 miles of a west facing coastline is considered to be one of severe exposure.

Further information regarding exposure area in the UK can be found by consulting BS8104:1992.

The map shown here is based on BS5534:2014.

Permission to reproduce extracts from BS5534:2014 is granted by BSI. British Standards can be obtained in PDF or hard copy formats from the BSI online shop: www.bsigroup.com/Shop or by contacting BSI Customer Services for hardcopies only: Tel: +44 (0)20 8996 9001 Email: cservices@bsigroup.com.



HEADLAP TABLES

- First of all locate your site on the map opposite and determine whether it is in the moderate-to-sheltered or severe-to-very-severe exposure area. If your site is near the boundary of exposure areas, assume 'severe-to-very-severe' exposure.
- Then use the appropriate table below to look up the minimum headlap for the roof pitch and the size of slate.
- The following tables provide the minimum head laps required by BS EN 5534: 2014. To achieve full compliance the required side laps have been taken into account.
- The headlap may be increased to up to one third of the length of the slate but not reduced.

Moderate Exposure

Slate Size l x w (mm)	Pitch Range (°)							
	20	22.5	25	27.5	30	35	40	45
600 x 300	183	128	91	83	77	67	60	54
500 x 300	113	100	91	83	77	67	60	54
500 x 250			91	83	77	67	60	54
400 x 250					77	67	60	54
400 x 200					77	67		
300 x 200					77	67		

NB: Values in light blue may require a sub-roof and/or intermediate gutters for rafter lengths above 9m

Severe Exposure

Slate Size l x w (mm)	Pitch Range (°)							
	20	22.5	25	27.5	30	35	40	45
600 x 300		161	128	108	98	85	76	69
500 x 300					98	85	76	69
500 x 250					98	85	76	69
400 x 250					98	85	76	69
400 x 200					98	67		
300 x 200					98	85		

NB: Values in light blue may require a sub-roof and/or intermediate gutters for rafter lengths above 6m

IF NO VALUE IS LISTED FOR YOUR COMBINATION OF ROOF PITCH, EXPOSURE CATEGORY AND SLATE SIZE:

- Consider using a different slate size. Wider slates of the same length will often be possible where the intended width is not permitted.
- If there is no usable slate size, the roof can still be slated. However, in these instances the slates are used only as a weathering and UV-protective layer and assumed not to be watertight. To address this, a waterproof sub-roof system should be used.

IF A VALUE IS LISTED IN THE TABLE, THE HEADLAP SHOULD NOT BE REDUCED BELOW THIS.

- The headlap may be increased to up to one third of the length of the slate as required by the batten gauge.

Roof Slate – Recycled/Reconstituted Slate



Eco Slate

- Man-made composite, recycled and recyclable, totally 100% green credentials
- The eco slate is malleable and can be used for ridges, hips/valleys meaning no extra components to order
- Traditional roof ridges/hips or valleys can also be used with Eco Slate if preferable
- The Eco Slate will go down to as low as 10° pitch (BBA certified, no other slate can go down to this degree)
- Coverage of 17 slates per m² at pitches >22°
- Coverage of 19 slates per m² for pitches 22° to 15°
- Coverage of 22 slates per m² for pitches 14° to 10°
- Easy and quick to install, cuts with a knife or snips
- No breakages in transit or on site as the slates cannot be damaged or broken meaning no waste on site
- Once fitted Eco Slates bond together to create a stable, storm-proof roof
- The eco slate is designed to withstand winds of 110mph
- They are lightweight roof covering, only 12kg per m²
- Class 4 impact rating totally vandal proof
- No maintenance as no moss will grow on the slate
- Improved U values with the Eco Slate being fitted with a boarded system
- There is 50 year warranty on the Eco Slate
- The Eco Slate is ideal for use on garden buildings, conservatories, extensions, domestic houses and commercial projects

Product	Code
Eco Slate Grey Recycled Malleable Box of 34	RFEC0001
Eco Slate Red Recycled Malleable Box of 34	RFEC0002



Sandtoft BritLock®

- Made from 80% recycled waste slate
- Significant weight savings over natural slate
- Quicker and easier to install than natural slate
- Thin leading edge, riven surface with dressed edges and matt finish
- No holing or sorting required
- Reduces completion times by up to 30%
- Requires fewer battens on the roof
- Weathers like natural slate
- Consistent quality that is guaranteed
- Performs down to roof pitches of 17.5°
- Maintenance-free dry roof system
- High performance fixing system
- The single lap design means reduced roof loadings with faster and easier fixing

Product	Code
Sandtoft BritLock® Tile Heather Blue	RFCTT378
Sandtoft BritLock® Tile Lakeland Green	RFCTT406
Sandtoft BritLock® Tile Graphite	RFCTT408



Roof Slate – Recycled/Reconstituted Slate



Tapco Reconstituted Slate

- Tapcoslate is manufactured from crushed virgin limestone, resin bonded and it is recyclable
- Tapco Slate has an authentic slate appearance
- Half the weight of natural slate at only 12.3kg per m²
- Slate size is 17.5" x 12" (approx 445 x 295mm)
- Consistent colour – no blending or mixing is required on site
- UV stable, manufactured using proprietary through coloured technology
- BBA certified with AA fire rating
- Tested for driven wind and rain at 110 mph, with no lifting or water penetration
- 'Camber effect' creates a tight surface bond
- Does not break, crack or warp and will perform at extreme temperatures (from -50°C to +50°C)
- Easily fixed by nailing through the slate so no drilling is required
- Each slate is marked for fixing areas, has guidelines for gauging at different roof pitches, with horizontal spacers to maintain the gap
- Ridges and hips are installed easily by nailing (dry fix)
- 14.5° minimum pitch capability on felt and battened or boarded roof
- Resists algae and mould growth
- 40 year transferable warranty



Product	Code	Product	Code
Slate Pewter Grey	RF493804	Ridge/Hip Pewter Grey	RF498804
Slate Plum	RF493706	Ridge/Hip Plum	RF498706
Slate Stone Black	RF493801	Ridge/Hip Stone Black	RF498801
Slate Chestnut	RF493712	Ridge/Hip Chestnut	RF498712
Slate Brick Red	RF493709	Ridge/Hip Brick Red	RF498709
Product		Code	
Tapco Dry Verge Black 2m lengths		RF701000	
Tapco Ridgemaster (Ventilated Dry Ridge) Box of 10 x 4ft lengths		RF711002	

Redland Cambrian Slate Tiles

- The original interlocking, reconstituted slate
- Captures perfectly the beauty of quarried slate
- Size 300 x 336mm
- Minimum pitch 15°
- Covering capacity 13.3 tiles/m²

Product	Supplier Code	Jewson Code
Cambrian Slate Tile – Heather	470128	RR470128
Cambrian Slate Tile – Langdale Green	470129	RR470129
Cambrian Slate Tile – Slate Grey	470130	RFCTR940
Cambrian Slate Tile – Slate Grey (Pre-Weathered)	470131	RR470131



Don't forget your underlays
pages 12-14



Fibre Cement Slate – Marley Eternit



Thrutone

- A smooth surface and square cut edges give a low profile slate at an economical price which is suited to complex roof geometrics
- Minimum pitch 15°/maximum pitch 90° (subject to pitch specification)
- Covering capacity: 13.6 slates/m² (600 x 300mm) and 20 slates/m² (500x250mm)
- Russet, Terracotta, Stone Green, Heather and Turf Brown colours are available – made to order
- Shapes are also available – made to order: Bullnose, Chamfered and Scalloped

Product	Code	Product	Supplier Code
Blue/Black 600 x 300mm	RFKLB090	Graphite 600 x 300mm	120433
Blue/Black 600 x 600mm	RFKLB095	Graphite 600 x 600mm	120430
Blue/Black 500 x 250mm	RFKLB100	Zinc Grey 600 x 300mm	120435
Blue/Black 500 x 500mm	RFKLB105	Zinc Grey 600 x 600mm	120432



Rivendale

- A finely detailed surface and dressed edges that together reproduce the attractive appearance of natural slate
- Minimum pitch 20°/maximum pitch 90° (subject to pitch specification)
- Covering capacity: 13.6 slates/m² (600 x 300mm slates)

Product	Code	Product	Supplier Code
Blue/Black 600 x 300mm	RFCT0786	Cromleigh Graphite 600 x 300mm	120341
Blue/Black 600 x 600mm	RFCT0787	Cromleigh Graphite 600 x 600mm	120343



Birkdale

- A smooth surface and dressed edges offer a traditional and pleasing look using nail and rivet fixing down to 20° and hook fixing down to 15°
- Minimum pitch 15°/maximum pitch 90° (subject to pitch specification)
- Covering capacity: 13.6 slates/m² (nail and rivet fixing)
- Covering capacity: 14.8 slates/m² (hook fixing)
- Colours Flame Grey and Flame Brown can be made to order

Product	Code
Blue/Black 600 x 300mm	RFCTM824
Blue/Black 600 x 300mm low pitch	RFCTM825



Garsdale

- A detailed surface and square edge that closely resembles natural slate, but is easier and faster to install
- Minimum pitch 20°/maximum pitch 90° (subject to pitch specification)
- Covering capacity: 13.6 slates/m²
- Also available in 600 x 600mm size

Product	Code
Blue/Black 600 x 300mm	RFCTM826

THRUTONE FIBRE CEMENT SLATE

Low pitch
Less waste
Less time
Job done



Ask your merchant for details or Google 'Thrutone' to find out more.

 MarleyEternit

Fibre Cement Slate – Cembrit Ltd



Jutland

- Smooth surface, man made slate giving a cost effective slate style roof covering
- Lightweight, pre-holed and consistent dimensions – easy to install
- The Jutland is available in 4 colour options
- Minimum pitch in moderately exposed location 20° (600 x 300mm), 22.5° (500 x 250mm)
- Covering capacity: 13.61 slates/m² (600 x 300mm) and 20.51 slates/m² (500 x 250mm)

Product	Blue/black	Graphite	Red	Brown
Jutland 600 x 300mm	J1157120	J1157135	RFSSH948	RFSSH949
Jutland 600 x 600mm	J1157132	J1157136	RFSSH950	RFSSH951
Jutland 500 x 250mm	J1157130	J1157137		
Jutland 500 x 500mm	J1157134	J1157138		
Jutland 400 x 240mm	RFSSH952			



Westerland

- Natural looking textured surface and dressed edge
- Available in 3 colour options: Welsh Blue, Blue/Black and Graphite
- Lightweight, pre-holed and consistent thickness – easy to handle and install

Product	Welsh Blue	Blue/black
Westerland 600 x 300mm	J1157160	J1157171
Westerland 600 x 600mm	J1157170	J1157172



Zeeland

- Zeeland slate has an appearance close to that of sawn edge natural slate
- Creates a natural slate roof effect with machined perpendicular lines and a random textured surface
- Lightweight, pre-holed and consistent dimensions – easy to install
- Also available in Graphite colour option

Product	Code
Zeeland Blue/Black 600 x 300mm	J1157140
Zeeland Blue/Black 600 x 600mm	J1157150



Moorland

- Natural looking dressed edge
- Creates a natural slate roof effect at a much reduced cost
- Lightweight, pre-holed and consistent dimensions – easy to install

Product	Code
Moorland Blue/Black 600 x 300mm	on application
Moorland Blue/Black 600 x 600mm	on application



Diamond Slate

- Retro style finished roof effect in 3 colours
- Reminiscent of the original 'red diamond' slates first used in the first half of the 20th century
- Cost effective single-lap fixing
- Lightweight, pre-holed and consistent dimensions – easy to install

Product	Code
Diamond Slate 400 x 400mm Blue/Black	on application
Diamond Slate 400 x 400mm Russet	on application
Diamond Slate 400 x 400mm Brown	on application

Fibre Cement Slate – SVK



Ardonit Smooth (Vertessa)

- Its smooth finish and square cut edges offer an elegant finish for your roof
- Ardonit Smooth slates belong to the strongest class, class B, in accordance with the European Standard EN 492
- Extremely durable. Double paint coat on the front side, the back side and the edges of the slates. The low water absorption enhances the durability of the slates
- 30 year structural guarantee and 10 year colour guarantee

Product	Code
Blue-black 600 x 300mm	RFSVK001
Blue-black 600 x 600mm	RFSVK002
Premium black 600 x 300mm	RFSVK015
Premium black 600 x 600mm	RFSVK016



Ardonit Textured (Rustic)

- Textured surface with square edges giving the appearance of traditional natural slate but with all the benefits of SVK fibre cement slate
- Ardonit Textured slates belong to the strongest class, class B, in accordance with the European Standard EN 492
- Extremely durable. Double paint coat on the front side, the back side and the edges of the slates. The low water absorption enhances the durability of the slates
- 30 year structural guarantee and 10 year colour guarantee

Product	Code
Blue-black 600 x 300mm	RFSVK005
Blue-black 600 x 600mm	RFSVK006



Montana Smooth (Glenstone)

- Smooth surface with dressed edges giving the appearance of traditional natural slate but with all the benefits of SVK fibre cement slate
- Montana Smooth slates belong to the strongest class, class B, in accordance with the European Standard EN 492
- Extremely durable. Double paint coat on the front side, the back side and the edges of the slates. The low water absorption enhances the durability of the slates
- 30 year structural guarantee and 10 year colour guarantee

Product	Code
Blue-black 600 x 300mm	RFSVK007
Blue-black 600 x 600mm	RFSVK008



Montana Textured (Montana)

- Textured surface with dressed edges that recreates the appearance of traditional natural slate
- Montana Textured slates belong to the strongest class, class B, in accordance with the European Standard EN 492
- Extremely durable. Double paint coat on the front side, the back side and the edges of the slates. The low water absorption enhances the durability of the slates
- 30 year structural guarantee and 10 year colour guarantee

Product	Code
Blue-black 600 x 300mm	RFSVK009
Blue-black 600 x 600mm	RFSVK010
Welsh blue 600 x 300mm	RFSVK017
Welsh blue 600 x 600mm	RFSVK018

VENTILATION

Klober

Profile-Line® Tile Vents

- A neat, cleverly designed In-line Vent, virtually invisible from the ground
- Available in 4 colours (Flat Vent also in Black)
- Complies fully with the relevant Building Regulations and British Standards
- Limarech/Double Pantile/Double Roman Vents – for roofs with a pitch over 17.5°, size 418mm(l) x 322mm(w)
- Single Pantile/15 x 9 – for roofs with a pitch over 20°, size 384mm(l) x 229mm(w)
- Flat Vents – for roofs with a pitch over 20°, size 148mm(l) x 330mm(w)
- Twin Plain Tile Vent – for roofs with a pitch over 22.5°, size 273mm(l) x 330mm(w)

Product	Antique Red	Slate Grey	Brown	Terracotta
Limarech Vent KG9859	RFKLB391	RFKLP530	RFKLP531	RFKLP532
Double Pantile Vent KG9858	RFKLP519	RFKLP520	RFKLP522	RFKLP521
Double Roman Vent KG9857	RFKLP511	RFKLP512	RFKLP514	RFKLP513
Single Pantile Vent KG9860	RFKLB392	RFKLB393	RFKLB394	RFKLB395
15 x 9 Vent KG9690	RFKLP011	RFKLP042	RFKLP024	RFKLP015
Flat Vent KG9856	RFKLP515	RFKLP516	RFKLP518	RFKLP517
Twin Plain Tile Vent KG9861	RFKLB396	RFKLB397	RFKLB398	RFKLB399

Accessories	Code
Profile-Line Adaptor with 100/100mm Flexipipe KG979200	RFKLB136
Flexible Pipe 100/100mm KG979900	RFKLB948
Soil/Mechanical Vent Adaptor KG979100	RFKLP533

Universal Vent Tile And Cap

- Designed to be compatible with most popular interlocking tile profiles
- 100mm Adaptor and Flexipipe 100mm/100mm available for soil ventilation or mechanical extraction
- For roofs with a pitch over 17.5° and fully wind tunnel tested
- Suitable for ventilation at high or low levels

Product	Code	Product	Code
Universal Vent Tile Slate Grey	RFKLB050	Universal Vent Tile Antique Red	RFKLB066
Universal Vent Tile Brown	RFKLB060	Universal Vent Tile Terracotta	RFKLB055

Klober

Universal 20K Slate & Tile Vents

- Low profile design makes it unobtrusive on the roof line
- Fully wind tunnel tested
- Perfect solution for Heat Recovery Systems with 150mm adaptor
- Slate vents suitable for roofs with a pitch over 20°
- Tile vents suit most popular interlocking & plain tile roofs with a pitch over 17.5°

Product	Supplier Code
Slate Vent Slate Grey	KG9795-0429
Slate Vent Black	KG9795-0450
Tile Vent Slate Grey	KG9854-20-0429
Tile Vent Brown	KG9854-20-0247
150mm adaptor	KG979700

Uni-Plain Tile Vent

- In-line design makes the vent virtually invisible on the roof line
- Suitable for ventilation at low or high levels
- For roofs with a pitch over 35°, built-in downpipe ensures ventilation path into roof space
- Simple to install as no tile or batten cutting is necessary
- Available as Clay Plain Tile Vent for thin clay tiles roof pitch over 30° – Terracotta and Brown only

Product	Code	Product	Code
Vent KG9918 Antique Red	RFKLB090	Vent KG9918 Slate Grey	RFKLB115
Vent KG9918 Brown Granular	RFKLB095	Vent KG9918 Terracotta	RFKLB120
Vent KG9918 Red	RFKLB100	Vent KG9918 Brown Smooth	RFKLB125
Vent KG9918 Hedgerow Brown	RFKLB105	Vent KG9918 Rustic Red	RFKLB130
Vent KG9918 Autumn	RFKLB110	Vent KG9918 Cotswold	RFKLB096

Accessories	Code
Plain Tile Vent adaptor with 100/100mm Flexipipe KG992800	RFKLB135
Plain Tile adaptor single KG990500	RFKLB181
Flexipipe 100/100mm KG979900	RFKLB948

Uni-Line® Slate Vent

- Designed for roof space ventilation at low or high level
- Universal application suits both 600mm x 300mm or 500mm x 250mm double lap slates, man-made or natural
- Soil ventilation and mechanical extraction requires no adaptor
- Unique 'Chevron-Shield' weather bar deflects wind-driven rain
- Unique 'Drainage Bar' discharges water from within the vent
- Available as Mini Uni-Line Slate vent suitable for small natural and man-made doublelap slates; 400mm x 250mm and below

Product	Code	Product	Code
Dark Slate Vent KG963007	RFKLB947	Uni-Flexipipe 100/100mm KG979900	RFKLB948
Slate Grey Vent KG963030	RFKLB946		

10K Slate Vent

- Low profile design to blend in with the roof line
- Suitable for roofs with a pitch of 20° to 70°
- Adaptor and Flexipipe available for soil ventilation or mechanical extraction
- Suits 600mm x 300mm (24" x 12") and 500mm x 250mm (20" x 10") double lap slates, made-made or natural

Product	Code	Product	Code
10K Slate Vent KG968900	RFKLB184	Flexipipe KG979900	RFKLB948
10K Adaptor KG979100	RFKLP533	Adaptor & Flexipipe KG979200	RFKLB136

Ventilation – Klober



Uni-Click® Dry Verge and Contract Dry Verge

- Suitable for most makes and profiles of concrete interlocking tiles between 260 - 350mm batten gauge
- Unaffected by settlement or differential movement
- Refurbishment or new build on roofs from 12.5° to 90°
- Mortar free, all weather fixing and UV stable
- Secure mechanical fixing avoids wind uplift problems
- Uni-Click® Dry Verge size 403 x 148 x 56mm
- Dry Verge System includes Ridge End Caps, Eaves to Ridge closures and Batten End Clips for optional purchase

Product	Black	Brown	Slate Grey	Terracotta
Uni-Click® Dry Verge (Left Hand) KR9765	RFKLB836	RFKLB825	RFKLB830	RFKLB835
Uni-Click® Dry Verge (Right Hand) KR9770	RFKLB846	RFKLB850	RFKLB840	RFKLB845



Uni-Line Continuous Dry Verge

- Refurbishment or new build, for roof pitches 12.5° to 90°, 5 metre lengths
- 'T' Strip – suits most plain and profile concrete interlocking tiles
- 'S' Strip – suits all fibre cement, natural and synthetic slates, up to 8mm in thickness
- Scot Strip – suits all fibre cement, natural and synthetic slates, up to 8mm in thickness, on boarded roofs with top of batten fixing
- Ideal for use with UPVC bargeboards, fascias and soffits

Product	Code	Product	Code
KR9803 'T' Strip Black	RFKLB925	Connector 'T' Strip Black	RFKLB935
KR9803 'T' Strip Brown	RFKLB932	Connector 'T' Strip Brown	RFKLB939
KR9803 'T' Strip White	RFKLB930	Connector 'T' Strip White	RFKLB940
KR9804 'S' Strip Black	RFKLB945		
KR9806 Scot Strip Black	RFKLB950		

Product	Half Round	Universal Angle
Ridge End Caps KR9772 Black	RFKLB885	RFKLB910
Ridge End Caps KR9772 Brown	RFKLB880	RFKLB905
Ridge End Caps KR9772 White	RFKLB890	RFKLB915



Roll-Fix® Kit

- This is a quick and simple ventilating dry-fix system for ridge and hip, in a 5 metre run
- Hip Kit includes hip tray as well as cro clips which act as a secondary fixings
- Highly resistant to mould growth and fungal attack and weatherproof
- Self adhesive butyl strip provides a permanently strong bond
- Minimum roof pitches of 15° to 45° maximum
- Ventilates to BS5250 and complies with BS5534 for mechanical fixing

Product	Terracotta	Brown	Grey
Concrete Universal Ridge Seal KR5000	RFKLR001	RFKLR002	RFKLR004
Concrete Universal Hip Ridge Seal KR5001-1	RFKLR101	RFKLR102	RFKLR104
Clay 1/2 Round Ridge Seal KR5003	RFKLR301	RFKLR302	RFKLR304
Clay Plain Angle Ridge and Hip Seal KR5004	RFKLR401	RFKLR402	RFKLR404




Vented Eaves Protector

- New build and refurbishment work
- Suitable for roof pitches 15° and 60°
- Split drip section allows 240mm sections to be lifted, enabling easy fixing of gutter brackets
- Satisfies NHBC requirements and BS5250:2000
- Prevents birds and vermin from entering the batten space as well as ventilating at the eaves

Product	Code
Vented Eaves Protector 10mm without Filler Comb KP3005	RFKLB183
Vented Eaves Protector 10mm with Filler Comb KP3006	RFKLB182

Ventilation – Sandtoft

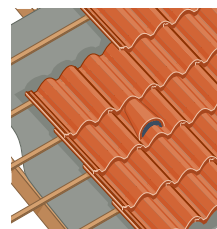


Concealed Tile Ventilators

- Designed to maximise the aesthetic features of the roof by being virtually unseen once installed
- Can be used for both low and high level ventilation • Free vent area is 10,000mm²

Available to suit tile types

Shire Pantile	Cassius	Greenwood	Flemish 401
Double Pantile	20/20	Bridgewater	Tempest 44
Double Roman	Rivius	Gaelic	VHV
Standard Pattern	Balmoral	BritLock	FD
Lindum	Neo Pantile	BritSlate	Actua
Calderdale	County	Pennine	
Dual Calderdale	Old English	Romulus	
Olympus	Arcadia	Old Hollow 451	




Cowl Ventilators for Tiles

- Provides a practical solution for high level roof space ventilation and for connection to soil or mechanical extraction pipes
- Free vent area is 3,000mm² • Spacing at high level (5,000mm² per m) should be at 0.56m intervals

Available to suit tile types

Calderdale	Shire	Neo Pantile	Rivius
Double Pantile	Standard Pattern	County	Olympus
Double Roman	Old English	Greenwood	
Lindum	Arcadia	Cassius	



Invisivent Tile Ventilators

- Designed to maximise the aesthetic features of the roof by being virtually unseen once installed
- Can be used for both low and high level ventilation • Free vent area is 7,500mm²
- Spacing at low level (10,000mm² per m) should be at 0.75m intervals
- Spacing at high level (5,000mm² per m) should be at 1.5m intervals

Available to suit tile types

Goxhill	Humber	301 Smooth Plain Tile	311 Handcrafted Plain Tile
Village	Concrete plain tile	303 Sanded Plain Tile	



Eaves Ventilation

- Over fascia ventilation provides continuous free vent area and insulation retention irrespective of rafter centre and soffit width
- The Over Fascia Ventilation Strip provides effective resistance to large insects and driving rain
- The Underlay Support Tray prevents sagging of the underlay behind the fascia and eliminate the problem of long-term deterioration of the underlay at the eaves
- The Eaves Ventilation System is available in 6 metre packs and the Bird Comb Filler is available separately to suit profiled tiles

Product	Code
Eaves Ventilation Pack 10mm	RFSVT010
Eaves Ventilation Pack 25mm	RFSVT011
Universal Bird Comb Filler – Clay	RFCTS821
Universal Bird Comb Filler – Concrete	RFCT356



AluGrip Ridge & Hip Pack

- The new Roof Grip Extreme technology has been developed and tested for use on all concrete and clay roof tiles and slates
- Supplied in a vacuum pack, tensile strength tests showed three times higher bond strength when compared to other products on the market when used straight from the pack
- AluGrip also has a 30 year guarantee
- 300mm x 5m roll

Product	Supplier Code
Multiversal AluGrip Ridge & Hip Pk 5m	2452937803

Ventilation – Marley Eternit



In-line Vents

- Discreet high performance vent terminals for high/low level roof space ventilation
- Suitable for soil and mechanical ventilation
- Minimum roof pitch 22.5° (except plain tiles 35°)
- Also available for Ashmore, Edgemere and Anglia tiles

Product	01 Grey	03 Brown	05 Red
Mendip	RFCTM729	RFCTM730	RFCTM732
Plain	RFCTM721	RFCTM722	RFCTM724
Modern	RFCTM927	RFCTM733	RFCTM735
Wessex	RFCTM761	RFCTM764	RFCTM763
Ludlow Major	RFCTM765	RFCTM766	RFCTM768
Double Roman	RFCTM769	RFCTM770	RFCTM772
Ludlow Plus	RFCTM773	RFCTM774	RFCTM776



Universal Tile Vent

- For roof void ventilation and connection to 110mm soil/mechanical extract system
- Compatible with large format interlocking tiles and roof pitches 20° and above

Product	Code
Universal Tile Vent Grey 36700	MAR36700
Universal Tile Vent Brown 36703	MAR36703
Universal Tile Vent Terracotta 36703	MAR36704



Universal Plain Tile Vent

- Designed for natural, mechanical or soil pipe ventilation
- Provides 10,000mm² free area of ventilation
- Suitable for Ashmore and Plain roof tile pitches of 22.5° and above (min pitch of tile will apply)

Product	Code
Universal Plain Tile Vent Grey	RFCTM721
Universal Plain Tile Vent Brown	RFCTM722
Universal Plain Tile Vent Terracotta	RFCTM723
Universal Plain Tile Vent Red	RFCTM724



Universal RidgeFast

- Simple and rapidly installed dry fix system providing 5mm continuous ridge ventilation
- Compatible with all tiles and slates from 15° to 60° dependant on circumstances
- Universal RidgeFast System available in 6m packs

Product	Code
Universal RidgeFast System MA33000	RR080055
RidgeFast Roll Applicator MA33002	MAR33002
RidgeFast Blanking Tape MA33001	MAR33001
Hipfast/Ridgefast Union Pack	MAR33003



Universal 10mm/25mm Eaves Vent

- Designed for use with all tiles and slates
- The over fascia strip ventilator satisfies requirement for 10mm or 25mm continuous eaves ventilation
- Eaves Vent Systems are supplied in 6m packs

Product	Code
Universal 10mm Eaves Vent System MA46350	RFCTM526
Universal 25mm Eaves Vent System MA46351	RFCTM525
Comb Filler Strip MA30425	RFCTM981
Continuous Rafter Roll (2 x 6m) MA46323	RFCTM907

Roof Accessories – Marley Eternit



Universal HipFast

- Simple and rapidly installed dry fix system compatible with all tiles and slates up to 45° (suitable up to 60° subject to tile/slate profile)
- Universal HipFast system available in 6m pack, consisting of 6m length of Hip Roll, 6 no. Batten Brackets, 13 no. Hip Unions and 2 no. Tapered Filler Units

Product	Code
HipFast System (6m Pack) MA34001	RR080057
Hip Support Trays (9 x 715mm) MA34002	RR080058
Hipfast/Ridgefast Union Pack	MAR33003



Universal Dry Verge

- Designed for use with large format interlocking tiles installed at a range of headlaps and rafter pitches from 15° to 45°
- Ridge End Caps are also available

Colour	Left Hand Units	Right Hand Units	Code
01 Grey	RFCTM301	RFCTM321	
03 Brown	RFCTM305	RFCTM325	
04 Terracotta	RFCTM307	RFCTM327	
Dry Verge Fixing Kit			RFCTM341



Continuous Dry Verge Systems

- For both new and refurbishment work
- Provides a mechanically fixed, durable, maintenance free verge solution
- For rafter pitches of up to 55° with fibre cement and natural slates
- Ashmore/plain tile verge 3m also available

Product	Code
Slate Verge Trim 3m (Pack of 8) MA42206	RFCTM484



GRP Valley

- Dry Valley suitable for fibre cement slates
- Suitable for roof pitches from 22.5° to 45°

Product	Code
Slate GRP Dry Valley 30578	J1126426



Mortar Bedded Security Ridge

- Mechanical fixing system for mortar bedded ridge tiles.
- Helps house builders and contractors to meet British Standards and NHBC guidelines

Product	Supplier Code
Mortar Bedded Security Ridge Kit	43605



Mortar Bedded Security Hip

- Mechanical fixing system for mortar bedded hip tiles.
- Helps house builders and contractors to meet British Standards and NHBC guidelines

Product	Supplier Code
Mortar Bedded Security Hip Kit	43606

Ventilation – Monier Redland



Rapid Roof Vent

- A range of in-line tiles suitable for both low and high level roof space ventilation
- Can also be used for mechanical and soil pipe ventilation
- Suitable for use with most popular interlocking concrete tiles and plain tiles
- Incorporates an underlay seal for an improved fit and ventilation control
- In-line design matches the aesthetics of the roof

Product	Slate Grey	Terracotta	Brown	Dark Brown	Antique Red
Mini Stonewold 9124	RFCTR230	RR912434	RR912436	N/A	N/A
50 Double Roman 9125	RR912530	RR912534	RR912536	N/A	N/A
Grovebury 9126	RR912630	RR912634	RR912636	N/A	N/A
Renown 9127	RR912730	RFCTR240	RR912736	N/A	N/A
Plain Tile 9128	N/A	RR912834	RR912836	RR912802	RR912803
Redland 49 9129	N/A	RR912934	RR912936	N/A	RR912903
Accessories	Code				
Rapid RoofVent – Adaptor (metric) 9791	RFCTR997				
Rapid RoofVent – Adaptor (plain) 9175	RFCTR995				
Flexible Pipe 9172	RFCTR996				

Uni-vent Rapid Ridge/Hip

- Part of the Rapid+ range of Redland Universal Components
- Available in a 10 metre pack to create a cost efficient solution
- Creates a neat and unobtrusive mechanically fixed ridge or hip line
- Universal flexible seal is compatible with both Universal Angle and Half Round Ridge and Hip Tiles
- Quick and easy to install with no need for pre-drilled ridge or hip tiles
- Ventilated membrane allows ventilation of roof space at the ridge or batten space at the hip

Product	Code
Uni-Vent Rapid Ridge Hip (10m) 9313	RR109313
Rapid Hip Support Tray (10 x 1.2m) 9069	RRRC9069

DryVent Ridge System

- The DryVent Ridge System provides a continuous weathertight air path from the roof void to the outside within a mechanically fixed ridge
- In addition to the kit, concrete ridge tiles will be required in a colour to suit, with matching Block End Ridge Tiles at all gable ends
- Each pack contains sufficient components to secure 6 ridge tiles (2.7 metre)
- Minimum and maximum pitch varies with slate and ridge type

Product	Code
Dry and Dryvent Ridge Pack 9094	RR279094
Dry and Dryvent Ridge Pack 9095	RR279095
Dry and Dryvent Ridge Pack 9096	RR279096
Dry and Dryvent Ridge Pack 9097	RR279097

Rapid Eaves Ventilation System

- Designed for use in cold pitched roofs with unheated loft spaces
- Introduces low level roof space ventilation into the loft space
- The system composes of three roof components sold as separate product items; Rafter Roll, Eaves Tray and Eaves Comb

Product	Code
Rafter Roll (6m x 800mm) 9984	RRRC9984
Rapid 2-in-1 Eaves Tray 9988	RRRC9988
Eaves Comb (1m) 9965	on application


Roof Accessories – Monier Redland



Rapid Verge

- Single unit which works on both left and right
- Includes batten end clips for secure fixing
- Available in two colours
- 10 units per pack
- Eaves Filler and Ridge Comb Pack available separately

Product	Slate Grey	Rust
Rapid Verge Units (pack of 10) 9601	RR960130	RR960155
Rapid Verge Eaves/Ridge 9602	RR960230	RR960255



Bonding Gutter

- Designed for tiled pitched roofs to weatherproof the junction between two different roof coverings
- Manufactured from glass-fibre/polyester (GRP) laminates in a continuous process to two profiles
- Available in 3 metre lengths


Product	Code
Bonding Gutter (High Profile) 100mm Central Upstand 9578	RRRC9578
Bonding Gutter (Low Profile) 70mm Central Upstand 9580	on application



Dry Valley

- Two variations of Dry Valley available; one for flat tiles and lower profiles and one for higher profile tiles. Selection is dependant on the tile and roof pitch being used
- Designed to fit tiled pitched roofs, directly onto either existing or new valley support boards
- Manufactured from glass-fibre/polyester (GRP) laminates in a continuous process to two profiles
- Available in 3 metre lengths


Product	Code
Dry Valley (High Profile) 105mm Central Upstand 9574	RRRC9574
Dry Valley (Low Profile) 80mm Central Upstand 9575	on application



Side Abutment GRP Secret Gutter

- The Side Abutment GRP Secret Gutter offers a secondary line of defence against wind driven rain where a roof slope meets an abutment wall
- The product is easy to cut and install; available in lightweight, easy to handle, 3 metre lengths
- Suitable for use with all pitched roofs

Product	Code
GRP Secret Gutter 9596	RFCTR988



Underlay Support Tray

- Provides a continuous support for the underlay at the eaves
- Provides a UV resistant drip into the gutter
- Suitable for use with all pitched roofs

Product	Code
Underlay Support Tray (1.5m) 907600	RR907600

A full range of fixings including eaves, tile and verge clips as well as nails to suit are available from Monier Redland.



Ventilation – Timloc



Push In Circular Soffit Vents

- Push-in soffit vents provide ventilation through existing soffits
- For roofs where ventilation equivalent of continuous 10mm opening is required
- Each ventilator provides 1600mm² of free airflow (to be positioned at 160mm centres)
- Primary ventilation – 4mm wide slots comply with BS5250:2011

Product	Code
70mm Push In Soffit Vent White – Pack of 10 Ref: 1140	RFVTC465
70mm Push In Soffit Vent Black – Pack of 10 Ref: 1141	RFVTC466
70mm Push In Soffit Vent Brown – Pack of 10 Ref: 1142	RFVTC467



Soffit Vent Type C – 10mm Airflow

- Efficient strip type roof eaves ventilation – 4mm wide slots comply with BS5250:2011
- For roof pitches of >15° and the roof void is used as non-habited loft space
- For roofs where the eaves incorporate soffit boards of 6 and 9mm thickness

Product	Code
Soffit Vent Strip Type C 10mm Airflow White Ref: 1137WH	RFVTC462
Soffit Vent Strip Type C 10mm Airflow Brown Ref: 1137BR	RFVTC463
Soffit Vent Strip Type C 10mm Airflow Black Ref: 1137BL	RFVTC464



Over Fascia Vent 25mm Airflow – 1 metre

- Roof eaves ventilation suitable for flat roof abutment ventilation, roofs incorporating fascia board or roofs without soffit board or if unbroken soffit board is required
- For pitched roofs of <15° and the roof void used as habited living space
- Superior strength construction – will carry the weight of the bottom row of tiles
- Primary ventilation – 3.5-4mm wide slots comply with BS5250:2011

Product	Code
1 metre Over Fascia Vent 25mm Airflow Black Ref: OF/2BL	RFVTC329
1 metre Over Fascia Vent 25mm Airflow White Ref: OF/2WH	RFVTC330



Over Fascia Vent 10mm Airflow – 1 metre

- Roof eaves ventilation suitable for flat roof abutment ventilation, roofs incorporating fascia board or roofs without soffit board or if unbroken soffit board is required
- For pitched roofs of >15° and the roof void used as non-habited loft space
- Superior strength construction – will carry the weight of the bottom row of tiles
- Primary ventilation – 3.5-4mm wide slots comply with BS5250:2011

Product	Code
1 metre Over Fascia Vent 10mm Airflow Black Ref: OF/1BL	RFVTC610
1 metre Over Fascia Vent 10mm Airflow White Ref: OF/1WH	RFVTC612



Multi Function Over Fascia Ventilation (10mm airflow), Felt Support Tray/Eaves Protector with Eaves Comb Filler

- Roof eaves ventilation suitable for roofs where the eaves incorporate a fascia board or roofs without a soffit board or if unbroken soffit board is required
- For pitched roofs of >15° and the roof void used as non-habited loft space.
- Superior strength construction – will carry the weight of the bottom row of tiles.
- Primary ventilation (10mm airflow) – 4mm wide slots comply with BS5250:2011 • 900mm lengths

Product	Code
Over Fascia Vent with Eaves Combs 10mm x 900mm 3014C	RFVTC581



Eaves Vent Protector

- Designed to support and prevent damage to roofing felt at the eaves of a roof
- To be used with all roof pitches between 15° and 70°
- Improves the performance of other roofing products
- 1.5 metre lengths

Product	Code
Eaves Vent Protector Ref: 3017	RFVTC325

Ventilation – Timloc



Roof Vent Mk3 10mm Airflow Rafter Tray

- Maintains ventilation between insulation and roofing felt
- For standard pitched roofs with regular rafter spacings of 600mm
- Maintains a 25mm deep channel between insulation and roof membrane
- Secondary ventilation (10mm airflow)
- Size: 600 x 25 x 330mm

Product	Code
Roof Vent Mk3 10mm Airflow to suit 600mm Rafter Spacings Ref: 1123	RFVTC452



Insuvent Rafter Tray

- Designed to ensure ventilation in existing roofs when additional layers of insulation/insulation quilts are installed/laid.
- For pitched roofs of >15° and the roof void used as non-habited loft space.
- For rafter spacings of 600mm or can be easily cut to suit 450mm spacings.
- Secondary ventilation (10mm airflow) – 25mm ventilation channels
- Size: 600 x 100 x 100mm

Product	Code
Insuvent Rafter Tray to suit 600mm Rafter Spacings Ref: 1122	RFVTC451



6 Metre Roll Form Eaves Vent

- Ensures a maintained secondary ventilation channel (at least 25mm deep -10mm airflow) between insulation and roofing felt.
- For pitched roofs of >15° and the roof void used as non-habited loft space.
- On roofs with rafter spacings of between 400 and 600mm.
- Easy to install system and universal alternative to individual rafter trays

Product	Code
6 metre Roll Form Eaves Vent Ref: 1121	RFVTC449



6 Metre Eaves Vent 3 in 1 Pack

- Efficient and easy to fit roof eaves ventilation for standard pitched roofs
- On roofs with rafter spacings of between 400 and 600mm
- Packs contain: 6 x 1m Over Fascia Vents, 1 x 6m Roll Form Eaves Vent and 10 x 600mm Felt Support Trays
- Primary and secondary ventilation system


Product	Code
6 Metre Eaves Vent 3 in 1 Pack – 10mm Airflow Ref: EVP6	RFVTC399



Eaves Comb Filler

- Designed to prevent entry of birds and vermin below profiled roof tiles
- For installation at the eaves of a roof below profiled roof tiles
- Effective, quick and easy to fit
- Durable and totally resistant to decay

Product	Code
Eaves Comb Filler – 1 metre length Ref: 1136	RFVTC485



3 Metre Valley Trough and Joining Strip

- Durable GRP products for any type of roof or slate tiles to provide a weatherproof drainage channel at roof valley intersections
- A cost effective alternative to traditional lead lined valleys for roofs with a pitch of between 15-60°
- Joining Strip – forms weatherproof channel where 2 types of roof tile or slate meet and also aids remedial work where new or dissimilar tiles or slates are laid to an existing roof covering
- Trough and Joining Strip – 3 metre lengths

Product	Code
Slate Valley Trough for Slate Roofs Dark Grey	RFVTC331
Universal Valley Trough for Tile or Slate Roof Dark Grey	RFVTC396
Joining Strip for Tile or Slate Roofs Dark Grey	RFVTC398

Lead Sheet & Flashings – British Standard Rolled Lead Sheet

- Made to BS EN 12588 ensuring thickness consistency
- Should be fitted in accordance with BS6915 as detailed in 'Rolled Lead Sheet – The Complete Manual', from the LSA
- Extremely malleable and versatile weatherproofing material
- Ideal for flashings, valleys, dormers, porches, box gutters, cladding and roof coverings
- 100% recycled

Description	Width (mm)	Length (m)	Colour Code	Thickness (mm)	Weight (per m ²)
Code 3	150 - 1500	3 & 6	Green	1.32	15 kg
Code 4	150 - 2440	3 & 6	Blue	1.80	20.41 kg
Code 5	150 - 2440	3 & 6	Red	2.24	25.4 kg
Code 6	150 - 2440	3 & 6	Black	2.65	30.1 kg
Code 7	150 - 2440	3 & 6	White	3.15	35.72 kg
Code 8	150 - 2440	3 & 6	Orange	3.55	40.26 kg

Non standard lengths and thicknesses of Lead sheet are available to order but extra charges may be applied

Sizing Guidelines for Good Practice

- Failure of fitted Lead sheet is usually due to oversizing. Please refer to this sizing chart for the recommended approximate maximum sizes of individual pieces of Lead Sheet
- Should be fitted in accordance with BS6915 as detailed in 'Rolled Lead Sheet – The Complete Manual', from the LSA
- No flashing piece should exceed 1.5 metres

Code	Colour Code	Max Length (mm)	Max Width (mm)	Uses
Code 3	Green	1000	300	A
Code 4	Blue	1500	500	A,B,C,E,F
Code 5	Red	2000	600	B,C,D,E,F,G
Code 6	Black	2250	675	B,C,D,E,G
Code 7	White	2500	675	C,D,E,G
Code 8	Orange	3000	750	C,D,E,G

Non standard lengths and thicknesses of lead sheet are available to order but extra charges may be applied

Key to uses:	A = Soakers	E = Dormers
	B = Flashings	F = Vertical Cladding
	C = Pitched Valley Gutters	G = Flat Roofing
	D = Parapet, Box & Tapered Valley Gutters	

Lead Ancillary Products – BLM British Lead

BLM Quickslates

- Neoprene upstand can be cut to suit most pipe diameters up to 125mm
- Available in 2 pitches: 0-20° and 20-40°
- Quick and easy to install
- Withstands constant temperatures of 100°C and up to 120°C intermittently
- Manufactured from British Standard Code 4 Lead

Product	Code
BLM Quickslate Pitched 20-40° 450mm x 450mm base	PBLD0369
BLM Quickslate Flat 0-20° 450mm x 450mm base	PBLD0367

BLM Standard Lead Slates

- For where pipes penetrate a roof covering
- Available for roof pitches of 30-40° and 90° angle for flat roofs
- Craftsman made from British Standard Code 4 Lead
- 450mm x 450mm base size
- Non standard sizes can be supplied to special order

Product	Code	Product	Code
BLM 3" Pitched Lead Slate	PBLD0301	BLM 3" Flat Lead Slate	PBLD0302
BLM 4" Pitched Lead Slate	PBLD0304	BLM 4" Flat Lead Slate	PBLD0305
BLM 5" Pitched Lead Slate	PBLD0309	BLM 5" Flat Lead Slate	PBLD0310
BLM 6" Pitched Lead Slate	PBLD0322	BLM 6" Flat Lead Slate	PBLD0314

BLM T-Pren Expansion Joints

- Used where drips and falls cannot be incorporated into the gutter structure
- Neoprene section allows for expansion and contraction
- T-PREN Plus includes a lead cover strip to give a uniform appearance and protect against UV rays
- Manufactured from British Standard Code 5 Lead
- 10 Year Guarantee

Product	Code
BLM T-Pren Expansion Joint 3m x 385mm	PBLD0344
BLM T-Pren Plus Expansion Joint 1.5m x 385mm	PBLD0339

Aluminium Soakers

- BLM Aluminium Soakers offer an alternative to traditional lead abutment soakers for where a slate or tiled roof meets a wall
- Quick and easy to install
- Lightweight but durable
- Available in a range of sizes to suit plain tiles and slates

Product	Code	Product	Code
Soakers 6" x 3" x 3"	PBLD0633	Soakers 12" x 3" x 3"	PBLD1233
Soakers 6" x 4" x 2"	PBLD0642	Soakers 12" x 4" x 2"	PBLD1242
Soakers 6" x 4" x 3"	PBLD0643	Soakers 12" x 4" x 3"	PBLD1243
Soakers 7" x 3" x 3"	PBLD0733	Soakers 13½" x 3" x 3"	PBLD1333
Soakers 7" x 4" x 2"	PBLD0742	Soakers 13½" x 4" x 2"	PBLD1342
Soakers 7" x 4" x 3"	PBLD0743	Soakers 13½" x 4" x 3"	PBLD1343

Aluminium Valley Troughs

- BLM Aluminium Valley Troughs offer an alternative to traditional lead lined valley gutters
- Quick and easy to install
- Lightweight but durable
- Can be used in conjunction with tiled or slate roofs

Product	Code
Valley 2.4m x 12"	PBLD2412
Valley 2.4m x 15"	PBLD2415
Valley 2.4m x 18"	PBLD2418

Lead Ancillary Products – BLM British Lead



BLM Patination Oil

- Prevents white carbonate staining on adjacent materials
- Gives a uniform appearance
- 1 litre covers 60m²

Product

Product	Code
BLM Patination Oil 500ml Can	PBLD0330
BLM Patination Oil 1L Can	PBLD0327
BLM Patination Oil 2.5L Can	PBLD0329



BLM Lead Pointing Sealant

- Neutral cure silicone sealant
- Designed for pointing lead into brickwork or masonry
- Provides a permanent flexible waterproof joint
- Allows lead to expand and contract without cracking
- Quicker, easier and cleaner than mortar

Product

Product	Code
BLM Lead Pointing Sealant 310ml Tube	PBLD0381



BLM Hall Clips

- Designed for fixing lead into brickwork and masonry joints
- Up to 20 times faster than making and inserting lead wedges
- 'H' surface must face upwards
- Helps to prevent theft

Product

Product	Code
BLM Hall Clips Pack of 50	PBLD0354



BLM Standard Underlay

- 220g/m² Non-woven polyester
- Should be laid under all lead sheet over 600mm wide
- Protects the underside of the lead from imperfections in the roof decking
- Allows the lead to breathe

Product

Product	Code
BLM Standard Underlay 25m x 1m Roll	PBLD0404



BLM Class A1F Building Paper

- Reinforced bitumen bonded building paper laminate
- Manufactured from wet strength kraft paper conforming to BS1521 Class A
- Protects lead against alkalis from concrete, stone and screed surfaces
- Ideal for use on plywood substrates

Product

Product	Code
BLM Grade A1F Building Paper 25m x 1m Roll	PBLD0406



BLM Wood Roll

- Used for forming aesthetically pleasing joints on flat or pitched lead roofs or lead cladding
- Treated softwood timber
- Undercut at the base helps to form a joint that will resist wind uplift
- Wood roll now available in easier to handle 1.2m lengths
- New BLM King Roll now available in 75mm diameter, for aesthetically pleasing ridge and hip roll joints

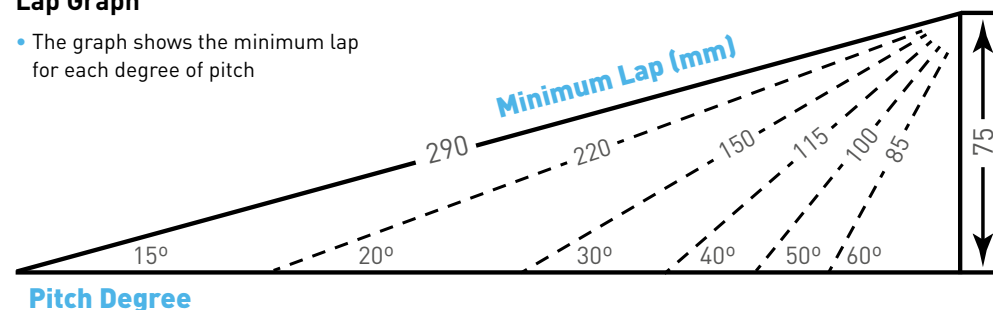
Product

Product	Code
BLM Wood Roll 1.2m x 50mm Diameter	PBLD4045
BLM Wood Roll 2.4m x 50mm Diameter	PBLD4043
BLM King Roll 1.2m x 75mm Diameter	PBLD4046

Lead Lap Graph and Weight Chart

Lap Graph

- The graph shows the minimum lap for each degree of pitch



Weights Chart

Guide to Standard Lead Flashing Roll Weights

- BLM Rolled Lead Sheet can be supplied in any width from 150mm up to 2440mm in Codes 4, 5, 6, 7 & 8 in standard lengths of 3 & 6 metres
- Code 3 is only available in widths up to 1500mm
- Extra charges may be applied for non-standard lengths and thicknesses
- To calculate the approximate weight of Rolled Lead Sheet, multiply the length in metres x width in metres x the Code width in kg/m²

		Code 3		Code 4		Code 5		Code 6		Code 7		Code 8	
Nominal thickness		1.32mm		1.80mm		2.24mm		2.65mm		3.15mm		3.55mm	
Standard widths mm	Nearest imperial	3m kg	6m kg	3m kg	6m kg	3m kg	6m kg	3m kg	6m kg	3m kg	6m kg	3m kg	6m kg
150	6"	7	13	9	18	11	23	14	27	16	32	18	36
180	7"	8	16	11	22	14	27	16	32	19	39	22	43
210	8"	9	19	13	26	16	32	19	38	23	45	25	51
240	9"	11	22	15	29	18	37	22	43	26	51	29	58
300	12"	13	27	18	37	23	46	27	54	32	64	36	72
390	15"	18	35	24	48	30	59	35	70	42	84	47	94
450	18"	20	40	28	55	34	69	41	81	48	96	54	109
510	20"	23	46	31	62	39	78	46	92	55	109	62	103
600	24"	27	54	37	73	46	91	54	108	64	129	72	145
760	30"	34	68	47	93	58	116	69	137	81	163	92	184
800	32"	36	72	49	98	61	122	72	144	86	171	97	193
900	36"	40	81	55	110	69	137	81	162	96	193	109	217
1000	40"	45	90	61	122	76	152	90	180	107	214	121	242
1220	48"	55	110	75	149	93	186	110	220	131	261	147	295
1500	60"	67	135	92	184	114	229	135	270	161	321	181	362
2440	96"	-	-	149	299	186	372	220	440	261	523	295	589
Weight per m ²		15.0kg		20.41kg		25.40kg		30.10kg		35.72kg		40.26kg	

Fixings



Copper Clout Nails

- Used for securing natural and man-made slates
- Available in 1kg packs and 5kg tubs

Product 1kg Packs	Code	Product 5kg Packs	Code
Copper Clout 30mm x 2.65mm	NCC30K10	Copper Clout 30mm x 2.65mm	NCC30K50
Copper Clout 30mm x 3.35mm	NCC30M10	Copper Clout 30mm x 3.35mm	NCC30M50
Copper Clout 32mm x 2.65mm	NCC32K10	Copper Clout 32mm x 2.65mm	NCC32K50
Copper Clout 32mm x 3.00mm	NCC32L10	Copper Clout 32mm x 3.00mm	NCC32L50
Copper Clout 32mm x 3.35mm	NCC32M10	Copper Clout 32mm x 3.35mm	NCC32M50
Copper Clout 35mm x 3.00mm	NCC35L10	Copper Clout 35mm x 3.00mm	NCC35L50
Copper Clout 38mm x 2.65mm	NCC38K10	Copper Clout 38mm x 2.65mm	NCC38K50
Copper Clout 38mm x 3.00mm	NCC38L10	Copper Clout 38mm x 3.00mm	NCC38L50
Copper Clout 38mm x 3.35mm	NCC38M10	Copper Clout 38mm x 3.35mm	NCC38M50
Copper Clout 40mm x 3.35mm	NCC40M10	Copper Clout 40mm x 3.35mm	NCC40M50
Copper Clout 50mm x 3.35mm	NCC50M10	Copper Clout 50mm x 3.35mm	NCC50M50
Copper Clout 60mm x 3.35mm	NCC60M10	Copper Clout 60mm x 3.35mm	NCC60M50



Aluminium Clout Nails

- Used for securing roof tiles
- Available in 1kg packs and 4kg tubs

Product 1kg Packs	Code	Product 4kg Packs	Code
Aluminium Clout 30mm x 2.65mm	NCA30K10	Aluminium Clout 30mm x 2.65mm	NCA30K40
Aluminium Clout 38mm x 2.65mm	NCA38K10	Aluminium Clout 38mm x 2.65mm	NCA38K40
Aluminium Clout 38mm x 3.35mm	NCA38M10	Aluminium Clout 38mm x 3.35mm	NCA38M40
Aluminium Clout 40mm x 2.65mm	NCA40K10	Aluminium Clout 40mm x 2.65mm	NCA40K40
Aluminium Clout 40mm x 3.35mm	NCA40M10	Aluminium Clout 40mm x 3.35mm	NCA40M40
Aluminium Clout 45mm x 3.35mm	NCA45M10	Aluminium Clout 45mm x 3.35mm	NCA45M40
Aluminium Clout 50mm x 3.35mm	NCA50M10	Aluminium Clout 50mm x 3.35mm	NCA50M40
Aluminium Clout 55mm x 3.35mm	NCA55M10	Aluminium Clout 55mm x 3.35mm	NCA55M40
Aluminium Clout 60mm x 3.35mm	NCA60M10	Aluminium Clout 60mm x 3.35mm	NCA60M40
Aluminium Clout 65mm x 3.35mm	NCA65M10	Aluminium Clout 65mm x 3.35mm	NCA65M40
Aluminium Clout 70mm x 3.35mm	NCA70M10	Aluminium Clout 70mm x 3.35mm	NCA70M40



Galvanised Felt Nails

- Felt nails are ideal for securing felt and plastic roofing materials.
- Galvanised for outdoor use

Product	Code	Product	Code
13mm x 3mm x 0.5kg pack	NFG13L05	40mm x 3mm x 0.5kg pack	NFG40L05
20mm x 3mm x 0.5kg pack	NFG20L05	50mm x 3mm x 0.5kg pack	NFG50L05
30mm x 3mm x 0.5kg pack	NFG30L05		



Disc Rivets & Slate Straps

- Disc rivets used for fixing Fibre Cement Slates
- Slate straps are used to provide extra security on damaged slates not easily removed

Product	Code
Copper Disc Rivets 20mm box of 1000	RFZC0060
Copper Slate Strap 150mm	RFZC0055
Aluminium Slate Strap 150mm	FSSA1509



Slate Hooks

- Used to fix natural slates
- Stainless Steel
- BS316 Grade

Product	Code
Black Spike End Slate Hooks 100mm	FSI100HK
Black Spike End Slate Hooks 110mm	FSI110HK

Fixings



Tile Pegs

- Tile Pegs are used for securing tiles and other sheet materials
- Available in aluminium and copper

Product	Code
Aluminium Tile Peg Nails 30mm 1kg Bag	NEA30U10
Aluminium Tile Peg Nails 38mm 1kg Bag	NEA38U10



Copper Annular Ring Shank

- Copper Annular Ring Clout Nails for use in roofing applications and as specified for lead flashings

Product	Code
Copper Annular Ring Shank 20mm x 3.35mm 1kg Bag	NAC20M10
Copper Annular Ring Shank 38mm x 3.35mm 1kg Bag	NAC38M10
Copper Annular Ring Shank 50mm x 3.35mm 1kg Bag	NAC50M10



Hook Bolts & Washers

- Roofing hooks are a great alternative to roofing nails as they are easy to replace tiles if future renovations are required, requiring no new holes to be drilled
- Black dowty washers used in roofing applications to provide a water tight seal. Ideal for use with roofing hook

Product	Code
150mm Hook Bolt, Doughty Washer & Dowty Topats, Pack of 10	F9HBTW05
200mm Hook Bolt, Doughty Washer & Dowty Topats, Pack of 10	F9HBTW10



Simpson Strong Tie Hip Irons

- Hip Irons are a decorative restraint for use when fixing ridge tiles or hip tiles
- Galvanised finish

Product	Code
Scrolled Hip Iron 3mm thickness HI3	HWSHI003
Scrolled Hip Iron 4mm thickness HI4	HWSIH140
Scrolled Hip Iron 5mm thickness HI5	HWSIH150



Ancon Wire Balloons

- Wire balloons are a simple and effective way of preventing nesting birds, leaves and other debris from entering chimney flues and downpipes
- Galvanised finish for outdoor use

Product	Code
Wire Balloon x 2.5"	GABALL25
Wire Balloon x 3"	GABALL30
Wire Balloon x 4"	GABALL40
Wire Balloon x 6"	GABALL60
Wire Balloon x 8"	GABALL80
Wire Balloon x 9"	GABALL90

Fixings – Marley



Solofix

- 1 piece clip and nail
- Up to 30% faster to use than traditional clips and nails
- Compliant with BS 5534
- Available for all standard interlocking tiles

Product

Product	Code
Modern/Ludlow major/Ludlow plus x 100	RFM30440
Modern/Ludlow major/Ludlow plus x 500	RFM30430
Edgemere range x 100	RFM30441
Edgemere range x 500	RFM30431
Mendip/Wessex x 100	RFM30442
Mendip/Wessex x 500	RFM30432
Double Roman x 100	RFM30443
Double Roman x 500	RFM30433
Anglia x 100	RFM30444
Anglia x 500	RFM30434

Fixings – Redland



Innofix Clip

- Tool-free – easy to fix
- The quickest clip ever to install
- Unique clip magazine – tangle-free storage
- Colour coded for error-free identification
- Suitable for all UK exposure zones under BS 5534
- Made from high-grade stainless steel – will last the lifetime of the roof

Product

Product	Supplier Code
INNOFIX CLIP Red (500) for use with Redland Grovebury, Regent, Landmark Double Pantile and Fenland Pantile tiles	982100
INNOFIX CLIP Light Blue (500) for use with Redland 50 Double Roman and Landmark Double Roman tiles	982200
INNOFIX CLIP Light Orange (500) for use with Redland 49 and Renown tiles	982300
INNOFIX CLIP Gold (500) for use with Redland Mini Stonewold and Mockbond Mini Stonewold tiles	982400
INNOFIX CLIP Purple (500) for use with Redland Richmond 10 Slate, Mockbond Richmond 10 Slate, Saxon 10 Slate, Landmark 10 Slate and DuoPlain tiles	982500

Clayware – Hepworth



Hepworth Cannon Head Chimney Pot

- Terracotta chimney pots are resistant to frost and the freeze/thaw cycle
- Available in red, buff and blue/black
- Colours resistant to fading
- A range of internal sizes are available
- Suitable for conveying flue gases from most types of heating appliances

Product	Code
Cannon Head Chimney 250 Height 300mm Red YM11R	CLHEP096
Cannon Head Chimney 250 Height 375mm Red YM12R	CLHEP303
Cannon Head Chimney 250 Height 450mm Red YM13R	JG111560
Cannon Head Chimney 250 Height 600mm Red YM14R	CLHEP311



Hepworth Roll Top Chimney Pot

- Terracotta chimney pots are resistant to frost and the freeze/thaw cycle
- Available in red, buff and blue/black
- Colours resistant to fading
- Also available in 150, 225, 750 and 900mm heights
- Suitable for conveying flue gases from most types of heating appliances

Product	Red (R)	Buff (B)	Blue/Black (X)
Roll Top Chimney 300mm YM17	CLHEP108	CLHEP105	JG111585
Roll Top Chimney 375mm YM18	CLHEP101	CLHEP100	HEPYM18X
Roll Top Chimney 450mm YM19	CLHEP314	CLHEP109	JG111600
Roll Top Chimney 600mm YM20	CLHEP111	CLHEP110	CLHEP337



Hepworth Terracotta Fluvent

- Ventilation terminals are resistant to frost and the freeze/thaw cycle
- Colours resistant to fading
- Maintains the structural integrity of a redundant chimney over an extended period of time
- Ventilates redundant flues only

Product	Red (R)	Buff (B)	Blue/Black (X)
Fluvent 135mm Spigot YL10	CLHEP216	JG111400	JG111405
Fluvent 160mm Spigot YL11	JG111410	JG111415	JG111420
Fluvent 180mm Spigot YL12	CLHEP217	CLHEP218	JG111435
Fluvent 205mm Spigot YL13	JG111440	JG111445	JG111450
Fluvent 235mm Spigot YL14	JG111455	JG111460	JG111465



Hepworth Terracotta Bonnet Insert

- Bonnet Inserts are resistant to frost and the freeze/thaw cycle
- Colours resistant to fading
- Ventilates redundant flues only

Product	Red (R)	Buff (B)	Blue/Black (X)
Insert 135mm Spigot YL17	JG111470	JG111475	JG111480
Insert 160mm Spigot YL18	JG111485	JG111490	JG111495
Insert 180mm Spigot YL19	CLHEP222	CLHEP422	JG111510
Insert 205mm Spigot YL20	JG111515	JG111520	JG111525



Stell 125 Gas Terminals

- Gas Terminals are resistant to frost and the freeze/thaw cycle
- Stell Gas Terminals have been designed for conventional radiant convector gas fired appliances
- Please check product compatibility to the requirements of the gas fire it serves

Product	Code
Stell 125 Gas Terminal 180mm YK19R Red	CLHEP010
Stell 125 Gas Terminal 180mm YK19B Buff	CLHEP011
Stell 125 Gas Terminal 180mm YK19X Blue/Black	CLHEP007

Clayware – Hanson Redbank



Roll Top Chimney Pot

- Proven durability
- Also available in heights from 150mm to 1800mm
- Design profile and outlet dimensions of the chimney pot should preferably equate to the shape and cross section of the flue lining

Product	Code
300mm Roll Top Pot Red No.1	CLRED023
300mm Roll Top Pot Buff No.1	CLRED024
300mm Roll Top Pot Slate B/M No.1	CLRED323



Cannon Head Chimney Pot

- Also available in heights from 300mm to 1800mm

Product	Code
300mm Cannon Head Chimney Pot Red No.4	CLRED049
300mm Cannon Head Chimney Pot Buff No.4	CLRED059
300mm Cannon Head Chimney Pot Slate B/M No.4	RB004305



Flue Ventilator

- Not suitable for use with any live flue serving solid fuel open fire or closed appliance, gas or oil fired appliance
- For ventilation only

Product	Code
190mm Spigot Flue Ventilator Red No.120	CLRED230
190mm Spigot Flue Ventilator Buff No.120	CLRED231
190mm Spigot Flue Ventilator Slate B/M No.120	CLRED533



GC5 Gas Terminal

- Not suitable for use with Decorative Fuel Effect gas fires and Insert Live Fuel effect gas fires requiring minimum 175mm flue diameter or solid fuel open fires and appliances
- May be used with all types of approved gas fired appliances including standard radiant gas fires with flue outlets up to 125mm diameter outlet

Product	Code
190mm Spigot GC5 Gas Terminal Red No.625	CLRED865
190mm Spigot GC5 Gas Terminal Buff No.625	CLRED867
190mm Spigot GC5 Gas Terminal Slate B/M No.625	JG102370



Plain Angle Ridge

- Extensive range of clay ridge and finials are available
- Can be used on both Ridge and Hip
- Various stop ends are also available
- Supplier reference is No. 264
- Length of plain angle ridge is 450mm

Product	Code	Product	Code
90° Plain Angle Ridge Red	RFRCR049	90° Plain Angle Ridge SBM	RFRCR051
105° Plain Angle Ridge Red	RFRCR055	105° Plain Angle Ridge SBM	RFRCR057
115° Plain Angle Ridge Red	RFRCR061	115° Plain Angle Ridge SBM	RFRCR063
125° Plain Angle Ridge Red	RFRCR067	125° Plain Angle Ridge SBM	RFRCR069

Chimney Cows – Colt Cows



High Top Solid Fuel Birdguard

- High quality birdguard for use on chimneys • Prevents unwanted bird and animal entry into chimneys
- Robust base for centering on chimney pot. Comes with strap fixing kit
- Strong 25mm corrosion resistant mesh • Suits chimney pots and flues 170 - 250mm internal diameter

Product

High Top Birdguard in Terracotta Colour – Solid Fuel

Code

RFCLC553



Colt Top 2 All Purpose Strap Fixing

- High quality anti-downdraught chimney cowl for use on all fuel types
- Eliminates blowback and stops smoky fireplaces • Stops rain and bird entry into chimney
- Tested to BSEN-1856-1:2003 • Suits chimney pots and flues 170 - 250mm internal diameter

Product

Colt Top 2 Anti-downdraught Chimney Cowl in Terracotta Colour

Code

RFCLC115



Colt Top Trade Chimney Cowl

- High quality anti-downdraught chimney cowl for use on solid fuel
- Eliminates blowback and stops smoky fireplaces • Stops rain and bird entry into chimney
- Tested to BSEN-1856-1:2003. Comes with a money back guarantee
- Suits chimney pots and flues 125 - 250mm internal diameter

Product

Anti-downdraught Chimney Cowl in Terracotta Colour – Solid Fuel

Code

RFCLC020



Decorative Chimney Birdguard

- Ornate style of chimney birdguard designed to eliminate bird entry and nesting in chimneys
- Spring fit system • Durable steel and powder coated in terracotta colour
- Suits chimney pots and flues 125 - 250mm internal diameter

Product

Decorative Chimney Birdguard in Terracotta Colour

Code

RFCLC159



High Top Gas Birdguard

- High quality birdguard for use on chimneys • Prevents unwanted bird and animal entry into chimneys
- Robust base for centering on chimney pot. Comes with strap fixing kit
- 17mm corrosion resistant stainless steel mesh to meet BS5871 Part 3
- Suits chimney pots and flues 170 - 250mm internal diameter

Product

High Top Birdguard for GAS in Terracotta Colour

Code

RFCLC170



Rotorvent Turbolite

- Superb quality stainless steel revolving chimney cowl
- Eliminates down draught and increases draw up a chimney or flue. Can also act as a ventilator; for example can be used on landfill sites
- Die cast aluminium base. Comes with hook bolts and strap fixing • Tested to BSEN-1856-1:2003
- Suits chimney pots and flues 125 - 250mm internal diameter

Product

Rotorvent Turbolite Revolving Chimney Cowl and Ventilator 125 - 250mm

Code

RFCLC025



Top Lid 3

- The Top Lid 3 caps off unused chimneys to save heat loss and stop bird and rain ingress
- Provides ventilation through top cap, while preventing rain, bird, animal or insect entry
- Durable steel and powder coated in terracotta colour • Strap fixing kit provided
- Suits chimney pots and flues 125-250mm internal diameter

Product

Top Lid 3 Chimney Cap in Terracotta Colour 125 - 250mm

Code

RFCLC030



W T KNOWLES & SONS LIMITED
CHIMNEY POT & CLAY PIPE MANUFACTURER

PREMIER MANUFACTURER OF CHIMNEY POTS

W T Knowles & Sons Limited has been manufacturing and supplying an extensive range of clay chimney pots and cowls since 1905. Our Yorkshire factory is still owned and managed by the 4th generation family. Despite being in business for over 100 years, many of the traditional manufacturing techniques have been maintained, including salt-glazing.

With over 160 different products in the chimney pot and accessories range, W T Knowles has one of the most extensive product listings in the U.K. Our focus is on producing high quality products supported by relatively short delivery schedules.



Carlisle Blowdown Pot

Height: 990mm KCB0

Decorative Fuel Effect Pot

Height: 580mm KYK10
Height: 710mm KYK11



Mushroom Hood

Base Width: 185mm KYL15
Base Width: 205mm KYL16

Cannon Head Pot - Blanked Off

Height: 308mm KYM11B
Height: 458mm KYM13B
Height: 608mm KYM14B



Leeds Bishop Pot

Height: 600mm KYQ31
Height: 750mm KYQ32
Height: 900mm KYQ33

Square Panelled Pot

Height: 730mm KYQP



Hullfree
Windward Pot
K1FW



These are just a small selection of the extensive range available which includes the popular Cannon Head, Roll Top, Flue Vents, Gas Terminals and Bonnet Inserts.
For more information visit wtknowles.co.uk
t: 01422 372 833

Hard Metal Decorative Roofs – ALM

Jewson can now supply **Hard Metals** available in various sizes and thicknesses. Contact your local Jewson branch for more information and access to technical advisors.

- 100% recyclable
- Used for both Façade and Roof techniques
- Available in a range of colours and finishes
- Suitable for roof pitches as low as 3 degrees
- Branded and non branded materials are available



Copper

The KME TECU range (sheet and coil) include finishes in Bright Copper, Tecu Oxid, Patina Green, Tecu Zinn, Bronze, Brass and Gold.

KME, Aurubis and Non Branded

Description	Size	Thickness
Copper Coil	600mm to 1000mm	0.6mm, 0.7mm
Copper Sheet	600mm to 1000mm	0.7mm, 1.0mm



Zinc

Sheet and coil; including finishes VMZINC Natural, Quartz, Anthra, Pigmento range and Rheinzink Bright/pre-patina and colour coated range.

VMZINC, Rheinzink and Non Branded

Description	Size	Thickness
Zinc Coil	500mm to 1000mm	0.7mm, 0.8mm
Zinc Sheet	1000mm, 2, 3 metre lengths	0.7mm, 0.8mm, 1.0mm



Stainless Steel

Including finishes Uginox Mat/Sand/Top and Bright Mirror

Aperam

Description	Size	Thickness
Stainless Steel Coil	580mm to 1160mm (100kg)	Various grades



Aluminium

Huge colour range available

Falzinc, Falzonal and Elval

Description	Size	Thickness
Zinc Coated Aluminium Coil	600mm to 1000mm	0.6mm, 0.7mm
Painted Aluminium	600mm to 1000mm	0.6mm, 0.7mm



Hard Metals – Rainwater Goods

- Available in Half Round and Box section
- Available in Copper, Zinc and Stainless Steel
- Branded (VMZINC, Rheinzink, HDF, Brandt) and non branded available

Half Round Profile

Description	Size
Half Round Gutter	100, 150, 200mm in 3 metre lengths
Box Gutter	85, 120, 150mm in 3 metre lengths

Important Notice: Metal prices are based on LME rates, these are subject to change and fluctuation. Material is sold in £ per kilo please be aware that any indication of weight is theoretical, whilst actual weights shipped will be those available when picking is completed and may vary +/- from the theoretical. If required notification of actual weight(s) can be given prior to shipping however this may result in consequential delay of shipping.

Lead Replacement Flashings



Icopal Roofguard FormFlash

- Looks like lead flashing to the eye but not to the touch, maintaining aesthetics but deterring thieves
- Has no scrap value
- Over 50% lighter than lead
- Environmentally friendly
- Quick and easy to install, malleable and easy to cut and form

Product	Code
Formflash 120mm x 10m	RFIC0030
Formflash 150mm x 10m	RFIC0031
Formflash 200mm x 10m	RFIC0032
Formflash 250mm x 10m	RFIC0033
Formflash 300mm x 10m	RFIC0034
Formflash 450mm x 10m	RFIC0035
Formflash 950mm x 10m	RFIC0036
Formflash Fixing Clips (25 per pack)	RFIC0045



Ubiflex Lead Free Flashing

- Ubiflex is environmentally friendly, non-toxic and recyclable
- The flashing has no re-sale value as scrap and is only of value to the installer
- Ubiflex B3 is suitable for use in a variety of applications such as cover flashings, step flashings, rooflight flashings, conservatory flashings and cavity tray in masonry walls
- Suitable for use on sharp corners

Product	Code	Product	Code
High Tack Adhesive 290ml	RFVUK534	Gap Seal 290ml	RFVUK290
Black 150mm x 12m	RFVUK400	Grey 150mm x 12m	RFVUK408
Black 200mm x 12m	RFVUK401	Grey 200mm x 12m	RFVUK409
Black 250mm x 12m	RFVUK402	Grey 250mm x 12m	RFVUK410
Black 300mm x 12m	RFVUK403	Grey 300mm x 12m	RFVUK411
Black 400mm x 12m	RFVUK404	Grey 400mm x 12m	RFVUK412
Black 500mm x 6m	RFVUK405	Grey 500mm x 6m	RFVUK413
Black 600mm x 6m	RFVUK406	Grey 600mm x 6m	RFVUK414
Black 1000mm x 6m	RFVUK407	Grey 1000mm x 6m	RFVUK415



Haus Profi™ Wakaflex®

- Wakaflex® is a lead free, flexible, adhesive flashing designed to replace lead in most modern roofing applications
- Ideal for flashing flues, vents, ducting and soil outlets as it can be stretched by up to 50% in length and 15% in width
- Ideal for use with deeply profiled tiles as well as corrugated metal roofs
- Easy to use and no specialist skills are required
- Easy to mold with self-welding adhesion
- Haus Profi™ is a brand of Klover Ltd

Product	Code
Wakaflex® 140mm x 5m Light Grey	RFKLB317
Wakaflex® 180mm x 5m Light Grey	RFKLB318
Wakaflex® 280mm x 5m Light Grey	RFKLB310
Wakaflex® 280mm x 5m Anthracite	RFKLB311
Wakaflex® 280mm x 10m Light Grey	RFKLB312
Wakaflex® 370mm x 5m Light Grey	RFKLB313
Wakaflex® 370mm x 5m Anthracite	RFKLB314
Wakaflex® 560mm x 5m Light Grey	RFKLB315
Wakaflex® 560mm x 5m Anthracite	RFKLB316

ROOF WINDOWS

VELUX

Pine Centre-Pivot Roof Window with Standard Glazing

- High quality natural pine, with protective triple coat clear lacquer
- VELUX ThermoTechnology™ increases the insulating value
- Unique brushed aluminium ventilation flap allows background ventilation even when the window is closed
- Double glazed unit with toughened outer pane, delivering 1.3W/m²K
- Click-on cover parts make installation easier, faster and safer

Product	Code	Product	Code
GGL CK02 3050 Window 55 x 78	FXGGLCK2	GGL MK08 3050 Window 78 x 140	FXGGLMK8
GGL CK04 3050 Window 55 x 98	FXGGLCK4	GGL PK08 3050 Window 94 x 140	FXGGLPK8
GGL CK06 3050 Window 55 x 118	FXGGLCK6	GGL PK10 3050 Window 94 x 160	FXGGLPK1
GGL FK06 3050 Window 66 x 118	FXGGLFK6	GGL SK06 3050 Window 114 x 118	FXGGLSK6
GGL MK04 3050 Window 78 x 98	FXGGLMK4	GGL UK04 3050 Window 134 x 98	FXGGLUK4
GGL MK06 3050 Window 78 x 118	FXGGLMK6	GGL UK08 3050 Window 134 x 140	FXGGLUK8

White Polyurethane Centre-Pivot Roof Window with Standard Glazing

- High quality moulded polyurethane with insulated timber core, requiring less maintenance than pine
- VELUX ThermoTechnology™ increases the insulating value
- Unique brushed aluminium ventilation flap allows background ventilation even when the window is closed
- Double glazed unit with toughened outer pane, delivering 1.3W/m²K
- Click-on cover parts make installation easier, faster and safer

Product	Code	Product	Code
GGU CK02 0050 Window 55 x 78	PXGGUC25	GGU MK08 0050 Window 78 x 140	PXGGUM85
GGU CK04 0050 Window 55 x 98	PXGGUC45	GGU PK08 0050 Window 94 x 140	PXGGUP85
GGU CK06 0050 Window 55 x 118	PXGGUC65	GGU PK10 0050 Window 94 x 160	PXGGUP15
GGU FK06 0050 Window 66 x 118	PXGGUF65	GGU SK06 0050 Window 114 x 118	PXGGUS65
GGU MK04 0050 Window 78 x 98	VXGGUMK4	GGU UK04 0050 Window 134 x 98	PXGGUL45
GGU MK06 0050 Window 78 x 118	PXGGUM65	GGU UK08 0050 Window 134 x 140	PXGGUL85

Also available with white painted internal finish

Pine Centre-Pivot Roof Window with Comfort Glazing

- High quality natural pine, with protective triple coat clear lacquer
- VELUX ThermoTechnology™ increases the insulating value
- Unique brushed aluminium ventilation flap allows background ventilation even when the window is closed
- Toughened outer, laminated inner pane with easy-to-clean coating and enhanced noise reduction delivering 1.2W/m²K
- Click-on cover parts make installation easier, faster and safer

Product	Code	Product	Code
GGL CK02 3060 Window 55 x 78	FXGGLC20	GGL MK08 3060 Window 78 x 140	FXGGLM80
GGL CK04 3060 Window 55 x 98	FXGGLC40	GGL PK08 3060 Window 94 x 140	FXGGLP80
GGL CK06 3060 Window 55 x 118	FXGGLC60	GGL PK10 3060 Window 94 x 160	FXGGLP10
GGL FK06 3060 Window 66 x 118	FXGGLF60	GGL SK06 3060 Window 114 x 118	FXGGLS60
GGL MK04 3060 Window 78 x 98	FXGGLM40	GGL UK04 3060 Window 134 x 98	FXGGLU40
GGL MK06 3060 Window 78 x 118	FXGGLM60	GGL UK08 3060 Window 134 x 140	FXGGLU80

White Polyurethane Centre-Pivot Roof Window with Comfort Glazing

- High quality moulded polyurethane with insulated timber core, requiring less maintenance than pine
- VELUX ThermoTechnology™ increases the insulating value
- Unique brushed aluminium ventilation flap allows background ventilation even when the window is closed
- Toughened outer, laminated inner pane with easy-to-clean coating and enhanced noise reduction delivering 1.2W/m²K
- Click-on cover parts make installation easier, faster and safer

Product	Code	Product	Code
GGU CK02 0060 Window 55 x 78	PXGGUC26	GGU MK08 0060 Window 78 x 140	PXGGUM86
GGU CK04 0060 Window 55 x 98	PXGGUC46	GGU PK08 0060 Window 94 x 140	PXGGUP86
GGU CK06 0060 Window 55 x 118	PXGGUC66	GGU PK10 0060 Window 94 x 160	PXGGUP16
GGU FK06 0060 Window 66 x 118	PXGGUF66	GGU SK06 0060 Window 114 x 140	PXGGUS66
GGU MK04 0060 Window 78 x 98	PXGGUM46	GGU UK04 0060 Window 134 x 98	PXGGUU46
GGU MK06 0060 Window 78 x 118	PXGGUM66	GGU UK08 0060 Window 134 x 140	PXGGUU86

Also available with white painted internal finish

Roof Windows – VELUX Integra Electric



Electric Pine Centre-Pivot with Safety Glazing

- High quality natural pine, with protective triple coat clear lacquer
- VELUX ThermoTechnology™ increases the insulating value
- Fully programmable control pad can operate roof windows, blinds and shutters individually or in groups
- Easy to install, just plug into a power supply. Battery back-up available. Ideal for out of reach situations
- Double glazed unit with toughened outer and laminated inner pane, delivering 1.3W/m²K

Product	Code	Product	Code
GGL CK02 307021U Window 55 x 78	FGGLCK2U	GGL MK08 307021U Window 78 x 140	FGGLMK8U
GGL CK04 307021U Window 55 x 98	FGGLCK4U	GGL PK08 307021U Window 94 x 140	FP87021U
GGL CK06 307021U Window 55 x 118	FC67021U	GGL PK10 307021U Window 94 x 160	FGGLPK1U
GGL FK06 307021U Window 66 x 118	FGGLFK6U	GGL SK06 307021U Window 114 x 118	FGGLSK6U
GGL MK04 307021U Window 78 x 98	FGGLMK4U	GGL UK04 307021U Window 134 x 98	FGGLUK4U
GGL MK06 307021U Window 78 x 118	FGGLMK6U	GGL UK08 307021U Window 134 x 140	FGGLUK8U



Electric White Polyurethane Centre-Pivot with Safety Glazing

- High quality moulded polyurethane with insulated timber core, requiring less maintenance than pine
- VELUX ThermoTechnology™ increases the insulating value
- Fully programmable control pad can operate roof windows, blinds and shutters individually or in groups
- Easy to install, just plug into a power supply. Battery back-up available. Ideal for out of reach situations
- Double glazed unit with toughened outer and laminated inner pane, delivering 1.3W/m²K

Product	Code	Product	Code
GGU CK02 007021U Window 55 x 78	FXGGUC2U	GGU MK08 007021U Window 78 x 140	FXGGUM8U
GGU CK04 007021U Window 55 x 98	FXGGUC4U	GGU PK08 007021U Window 94 x 140	PP87021U
GGU CK06 007021U Window 55 x 118	FXGGUC6U	GGU PK10 007021U Window 94 x 160	FXGGUP1U
GGU FK06 007021U Window 66 x 118	FXGGUF6U	GGU SK06 007021U Window 114 x 118	FXGGUS6U
GGU MK04 007021U Window 78 x 98	FXGGUM4U	GGU UK04 007021U Window 134 x 98	FXGGUU4U
GGU MK06 007021U Window 78 x 118	FXGGUM6U	GGU UK08 007021U Window 134 x 140	FXGGUU8U



Electric Pine Centre-Pivot with Comfort Glazing

- High quality natural pine, with protective triple coat clear lacquer
- VELUX ThermoTechnology™ increases the insulating value
- Fully programmable control pad can operate roof windows, blinds and shutters individually or in groups
- Easy to install, just plug into a power supply. Battery back-up available. Ideal for out of reach situations
- Toughened outer, laminated inner pane with easy-to-clean coating and enhanced noise reduction delivering 1.2W/m²K

Product	Code	Product	Code
GGL CK02 306021U Window 55 x 78	FXGGLC23	GGL MK08 306021U Window 78 x 140	FXGGLM83
GGL CK04 306021U Window 55 x 98	FXGGLC43	GGL PK08 306021U Window 94 x 140	FP86021U
GGL CK06 306021U Window 55 x 118	FC66021U	GGL PK10 306021U Window 94 x 160	FXGGLP13
GGL FK06 306021U Window 66 x 118	FXGGLF63	GGL SK06 306021U Window 114 x 118	FXGGLS63
GGL MK04 306021U Window 78 x 98	FXGGLM43	GGL UK04 306021U Window 134 x 98	FXGGLU43
GGL MK06 306021U Window 78 x 118	FXGGLM63	GGL UK08 306021U Window 134 x 140	FXGGLU83



Electric White Polyurethane Centre-Pivot with Comfort Glazing

- High quality moulded polyurethane with insulated timber core, requiring less maintenance than pine
- VELUX ThermoTechnology™ increases the insulating value
- Fully programmable control pad can operate roof windows, blinds and shutters individually or in groups
- Easy to install, just plug into a power supply. Battery back-up available. Ideal for out of reach situations
- Toughened outer, laminated inner pane with easy-to-clean coating and enhanced noise reduction delivering 1.2W/m²K

Product	Code	Product	Code
GGU CK02 006021U Window 55 x 78	PGGUCK2U	GGU MK08 006021U Window 78 x 140	PGGUMK8U
GGU CK04 006021U Window 55 x 98	PGGUCK4U	GGU PK08 006021U Window 94 x 140	PP86021U
GGU CK06 006021U Window 55 x 118	PC66021U	GGU PK10 006021U Window 94 x 160	PGGUPK1U
GGU FK06 006021U Window 66 x 118	PGGUFK6U	GGU SK06 006021U Window 114 x 118	PGGUSK6U
GGU MK04 006021U Window 78 x 98	PGGUMK4U	GGU UK04 006021U Window 134 x 98	PGGUUK4U
GGU MK06 006021U Window 78 x 118	PGGUMK6U	GGU UK08 006021U Window 134 x 140	PGGUUK8U

Also available with white painted internal finish

Roof Windows – VELUX Top-Hung



Pine Top-Hung with Standard Glazing

- High quality natural pine, with protective triple coat clear lacquer
- VELUX ThermoTechnology™ increases the insulating value
- Sash opens outwards up to 45° for an unobstructed view and feeling of extra space
- Sash rotates 180° for easy cleaning from inside
- Double glazed unit with toughened outer pane, delivering 1.3W/m²K

Product	Code	Product	Code
GPL CK04 3050 Window 55 x 98	FXGPLC45	GPL PK08 3050 Window 94 x 140	FXGPLP85
GPL CK06 3050 Window 55 x 118	FXGPLC65	GPL PK10 3050 Window 94 x 160	FXGPLP15
GPL FK06 3050 Window 66 x 118	FXGPLF65	GPL SK06 3050 Window 114 x 118	FXGPLS65
GPL MK04 3050 Window 78 x 98	FXGPLM45	GPL UK04 3050 Window 134 x 98	FXGPLU45
GPL MK06 3050 Window 78 x 118	FXGPLM65	GPL UK08 3050 Window 134 x 140	FXGPLU85
GPL MK08 3050 Window 78 x 140	FXGPLM85		



White Polyurethane Top-Hung with Standard Glazing

- High quality moulded polyurethane with insulated timber core, requiring less maintenance than pine
- VELUX ThermoTechnology™ increases the insulating value
- Sash opens outwards up to 45° for an unobstructed view and feeling of extra space
- Sash rotates 180° for easy cleaning from inside
- Double glazed unit with toughened outer pane, delivering 1.3W/m²K

Product	Code	Product	Code
GPU CK04 0050 Window 55 x 98	PXGPUC45	GPU MK08 0050 Window 78 x 140	PXGPUM85
GPU CK06 0050 Window 55 x 118	PXGPUC65	GPU PK08 0050 Window 94 x 140	PXGPUP85
GPU FK06 0050 Window 66 x 118	PXGPIUF65	GPU PK10 0050 Window 94 x 160	PXGPUP15
GPU MK04 0050 Window 78 x 98	PXGPUM45	GPU SK06 0050 Window 114 x 118	PXGPUS65
GPU MK06 0050 Window 78 x 118	PXGPUM65	GPU UK08 0050 Window 134 x 140	PXGPUU85



Pine Top-Hung with Comfort Glazing

- High quality natural pine, with protective triple coat clear lacquer
- VELUX ThermoTechnology™ increases the insulating value
- Sash opens outwards up to 45° for an unobstructed view and feeling of extra space
- Sash rotates 180° for easy cleaning from inside
- Toughened outer, laminated inner pane with easy-to-clean coating and enhanced noise reduction delivering 1.2W/m²K

Product	Code	Product	Code
GPL CK04 3060 Window 55 x 98	FXGPLC46	GPL PK08 3060 Window 94 x 140	FXGPLP80
GPL CK06 3060 Window 55 x 118	FXGPLC66	GPL PK10 3060 Window 94 x 160	FXGPLP16
GPL FK06 3060 Window 66 x 118	FXGPLF66	GPL SK06 3060 Window 114 x 118	FXGPLS60
GPL MK04 3060 Window 78 x 98	FXGPLM46	GPL UK04 3060 Window 134 x 98	FXGPLU46
GPL MK06 3060 Window 78 x 118	FXGPLM60	GPL UK08 3060 Window 134 x 140	FXGPLU86
GPL MK08 3060 Window 78 x 140	FXGPLM80		



White Polyurethane Top-Hung with Comfort Glazing

- High quality moulded polyurethane with insulated timber core, requiring less maintenance than pine
- VELUX ThermoTechnology™ increases the insulating value
- Sash opens outwards up to 45° for an unobstructed view and feeling of extra space
- Sash rotates 180° for easy cleaning from inside
- Toughened outer, laminated inner pane with easy-to-clean coating and enhanced noise reduction delivering 1.2W/m²K

Product	Code	Product	Code
GPU CK04 0060 Window 55 x 98	PXGPUC40	GPU MK08 0060 Window 78 x 140	PXGPUM80
GPU CK06 0060 Window 55 x 118	PXGPUC66	GPU PK08 0060 Window 94 x 140	PXGPUP80
GPU FK06 0060 Window 66 x 118	PXGPIUF60	GPU PK10 0060 Window 94 x 160	PXGPUP16
GPU MK04 0060 Window 78 x 98	PXGPUM40	GPU SK06 0060 Window 114 x 118	PXGPUS60
GPU MK06 0060 Window 78 x 118	PXGPUM60	GPU UK08 0060 Window 134 x 140	PXGPUU86

Also available with white painted internal finish

Roof Windows – VELUX Conservation



Pine Centre-Pivot Conservation Roof Window with Standard Glazing

- High quality natural pine, with protective triple coat clear lacquer
- VELUX ThermoTechnology™ increases the insulating value
- Unique brushed aluminium ventilation flap allows background ventilation even when the window is closed
- Double glazed unit with toughened outer pane, delivering 1.3W/m²K
- Black external profiles and glazing bar
- Comes complete with recessed flashing kit for slate up to 8mm thick

Product	Code
GGL CK04 SD5N1 Conservation Window 55 x 98	VXGGLC4N
GGL CK06 SD5N1 Conservation Window 55 x 118	VXGGLC6N
GGL FK06 SD5N1 Conservation Window 66 x 118	VXGGLF6N
GGL MK06 SD5N1 Conservation Window 78 x 118	VXGGLM6N
GGL MK08 SD5N1 Conservation Window 78 x 140	VXGGLM8N
GGL UK04 SD5N1 Conservation Window 134 x 98	VXGGLU4N

- Comes complete with flashing kit for plain tiles up to 15 mm thick


Product	Code
GGL CK04 SD5P1 Conservation Roof Window 55 x 98	VXGGLC4P
GGL CK06 SD5P1 Conservation Roof Window 55 x 118	VXGGLC6P
GGL FK06 SD5P1 Conservation Roof Window 66 x 118	VXGGLF6P
GGL MK06 SD5P1 Conservation Roof Window 78 x 118	VXGGLM6P
GGL MK08 SD5P1 Conservation Roof Window 78 x 114	VXGGLM8P
GGL UK04 SD5P1 Conservation Roof Window 134 x 98	VXGGLU4P

- Comes complete with flashing kit for tiles up to 120 mm in profile

Product	Code
GGL CK04 SD5W1 Conservation Roof Window 55 x 98	VXGGLC4W
GGL CK06 SD5W1 Conservation Roof Window 55 x 118	VXGGLC6W
GGL FK06 SD5W1 Conservation Roof Window 66 x 118	VXGGLF6W
GGL MK06 SD5W1 Conservation Roof Window 78 x 118	VXGGLM6W
GGL MK08 SD5W1 Conservation Roof Window 78 x 114	VXGGLM8W
GGL UK04 SD5W1 Conservation Roof Window 134 x 98	VXGGLU4W

- Comes complete with recessed flashing kit for tiles up to 90 mm in profile

Product	Code
GGL CK04 SD5J1 Conservation Roof Window 55 x 98	VXGGLC4J
GGL CK06 SD5J1 Conservation Roof Window 55 x 118	VXGGLC6J
GGL FK06 SD5J1 Conservation Roof Window 66 x 118	VXGGLF6J
GGL MK06 SD5J1 Conservation Roof Window 78 x 118	VXGGLM6J
GGL MK08 SD5J1 Conservation Roof Window 78 x 140	VXGGLM8J
GGL UK04 SD5J1 Conservation Roof Window 134 x 98	VXGGLU4J



Sun Tunnels

- Natural daylight solutions for windowless areas
- Rigid (10" or 14") or flexible (10") tunnels
- Exterior flat glass window appearance with easy-to clean coating that keeps the glass cleaner for longer
- Double layer diffuser with new Edge-Glow technology
- Easy to install and comes complete with integral flashing

Product	Code
TWR 0K10 2010 10" Diameter Rigid Sun Tunnel for tiles up to 120mm in profile	VXTWR101
TLR 0K10 2010 10" Diameter Rigid Sun Tunnel for slate up to 8mm thick	VXTLR101
TWR 0K14 2010 14" Diameter Rigid Sun Tunnel for tiles up to 120mm in profile	VXTWR141
TLR 0K14 2010 14" Diameter Rigid Sun Tunnel for slate up to 8mm thick	VXTLR141
TWF 0K14 2010 14" Diameter Flexible Sun Tunnel for tiles up to 120mm in profile	VXTWF141
TLF 0K14 2010 14" Diameter Flexible Sun Tunnel for slate up to 8mm thick	VXTLF141
TCF 0K14 0010 14" Diameter Flat Roof Sun Tunnel with polycarbonate cover	VLXSTTCF

Roof Windows – VELUX Flashing



Standard Tile Flashing for Tiles up to 45mm in profile

- Marries the roof window to the roofing material and ensures a weather tight seal
- For installing one roof window into flat or profiled roof material
- Minimum profile of 15mm and maximum profile of 45mm
- Suitable for use in roof pitches between 20° and 90°
- Standard flashings are compatible with VELUX installation products

Product	Code	Product	Code
EDZ CK02 0000 Flashing 55 x 78	VXEDZCK2	EDZ MK08 0000 Flashing 78 x 140	VXEDZMK8
EDZ CK04 0000 Flashing 55 x 98	VXEDZCK4	EDZ PK08 0000 Flashing 94 x 140	VXEDZPK8
EDZ CK06 0000 Flashing 55 x 118	VXEDZCK6	EDZ PK10 0000 Flashing 94 x 160	VXEDZPK1
EDZ FK06 0000 Flashing 66 x 118	VXEDZFK6	EDZ SK06 0000 Flashing 114 x 118	VXEDZSK6
EDZ MK04 0000 Flashing 78 x 98	VXEDZMK4	EDZ UK04 0000 Flashing 134 x 98	VXEDZUK4
EDZ MK06 0000 Flashing 78 x 118	VXEDZMK6	EDZ UK08 0000 Flashing 134 x 140	VXEDZUK8



Standard Slate Flashing for Slate up to 8mm thick

- Marries the roof window to the roofing material and ensures a weather tight seal
- For installing one roof window into slate up to 8mm thick
- Not for interlocking slate
- Suitable for use in roof pitches between 15° and 90°
- Standard flashings are compatible with VELUX installation products

Product	Code	Product	Code
EDL CK02 0000 Flashing 55 x 78	VXEDLCK2	EDL MK08 0000 Flashing 78 x 140	VXEDLMK8
EDL CK04 0000 Flashing 55 x 98	VXEDLCK4	EDL PK08 0000 Flashing 94 x 140	VXEDLPK8
EDL CK06 0000 Flashing 55 x 118	VXEDLCK6	EDL PK10 0000 Flashing 94 x 160	VXEDLPK1
EDL FK06 0000 Flashing 66 x 118	VXEDLCK6	EDL SK06 0000 Flashing 114 x 118	VXEDLSK6
EDL MK04 0000 Flashing 78 x 98	VXEDLMK4	EDL UK04 0000 Flashing 134 x 98	VXEDLUK4
EDL MK06 0000 Flashing 78 x 118	VXEDLMK6	EDL UK08 0000 Flashing 134 x 140	VXEDLUK8



Recessed Tile Flashing for Tiles up to 90mm in profile

- Marries the roof window to the roofing material and ensures a weather tight-seal
- For recessed installation of one roof window into flat or profiled roof material up to 90mm in profile
- Suitable for use in roof pitches between 20° and 90°

Product	Code	Product	Code
EDJ CK02 0000 Flashing 55 x 78	VXEDJC20	EDJ MK08 0000 Flashing 78 x 140	VXEDJM80
EDJ CK04 0000 Flashing 55 x 98	VXEDJC40	EDJ PK08 0000 Flashing 94 x 140	VXEDJP80
EDJ CK06 0000 Flashing 55 x 118	VXEDJC60	EDJ PK10 0000 Flashing 94 x 160	VXEDJP10
EDJ FK06 0000 Flashing 66 x 118	VXEDJF60	EDJ SK06 0000 Flashing 114 x 118	VXEDJS60
EDJ MK04 0000 Flashing 78 x 98	VXEDJM40	EDJ UK04 0000 Flashing 134 x 98	VXEDJU40
EDJ MK06 0000 Flashing 78 x 118	VXEDJM60	EDJ UK08 0000 Flashing 134 x 140	VXEDJU80



Recessed Slate Flashing for Slate up to 8mm thick

- Marries the roof window to the roofing material and ensures a weather tight-seal
- For recessed installation of one roof window into slate up to 8mm thick
- Suitable for use in roof pitches between 20° and 90°

Product	Code	Product	Code
EDN CK02 0000 Flashing 55 x 78	VXEDNC20	EDN MK08 0000 Flashing 78 x 140	VXEDNM80
EDN CK04 0000 Flashing 55 x 98	VXEDNC40	EDN PK08 0000 Flashing 94 x 140	VXEDNP80
EDN CK06 0000 Flashing 55 x 118	VXEDNC60	EDN PK10 0000 Flashing 94 x 160	VXEDNP10
EDN FK06 0000 Flashing 66 x 118	VXEDNF60	EDN SK06 0000 Flashing 114 x 118	VXEDNS60
EDN MK04 0000 Flashing 78 x 98	VXEDNM40	EDN UK04 0000 Flashing 134 x 98	VXEDNU40
EDN MK06 0000 Flashing 78 x 118	VXEDNM60	EDN UK08 0000 Flashing 134 x 140	VXEDNU80

Roof Windows – Dakea



Dakea Better – Centre Pivot with Ventilation

- Dakea Better comes with additional lacquer coating and toughened outer glass for increased durability and care free performance
- Ventilation valve and two passive ventilation positions via handle
- Underfelt foil collar for quick and 100% watertight installation provided free of charge
- In roof pitch range of 15° to 90°
- Durability – no need to worry about call-backs
- 20 year unbeatable guarantee

Product	Code	Product	Code
Better KAV C2A B700 55 x 78	CDKAVC2A	Better KAV M10A B700 78 x 160	CKAVM10A
Better KAV C4A B700 55 x 98	CDKAVC4A	Better KAV P6A B700 94 x 118	CDKAVP6A
Better KAV C4A B700 66 x 98	CDKAVF4A	Better KAV S6A B700 114 x 118	CDKAVS6A
Better KAV F4A B700 66 x 118	CDKAVF6A	Better KAV S8A B700 114 x 140	CDKAVS8A
Better KAV M4A B700 78 x 98	CDKAVM4A	Better KAV U4A B700 134 x 98	CDKAVU4A
Better KAV M6A B700 78 x 118	CDKAVM6A	Better KAV U8A B700 134 x 140	CDKAVU8A
Better KAV M8A B700 78 x 140	CDKAVM8A		



Dakea Better PVC – Centre Pivot White

- Dakea Better PVC brings you all the advantages of the centre pivot window improved by seamless, 'easy to clean' PVC material
- The window is equipped a handle with two additional locking positions for flexible and comfortable ventilation control
- Toughened outer glass
- Underfelt foil collar for quick and 100% watertight installation provided free of charge
- In roof pitch range of 15° to 90°
- Durability – no need to worry about call-backs
- 20 year unbeatable guarantee

Product	Code	Product	Supplier Code
Better PVC KPA C2A BG00 55 x 78	CDKPAC2A	Better PVC KPA F4A BG00 66x98	KPA F4A BG00
Better PVC KPA C4A BG00 55 x 98	CDKPAC4A	Better PVC KPA M10A BG00 78 x 160	KPA M10A BG00
Better PVC KPA F6A BG00 66 x 118	CDKPAF6A	Better PVC KPA P6A BG00 94 x 118	KPA P6A BG00
Better PVC KPA M4A BG00 78 x 98	CDKPAM4A	Better PVC KPA U4A BG00 134 x 98	KPA U4A BG00
Better PVC KPA M6A BG00 78 x 118	CDKPAM6A		
Better PVC KPA M8A BG00 78 x 140	CDKPAM8A		
Better PVC KPA S6A BG00 114 x 118	CDKPAS6A		



Dakea RUC Underfelt Foil Collar

- Designed to protect the roof and increase the water tightness of the construction
- Stretchable, highly tear-resistant polystyrene, non-woven fabric with vapour-permeable polyurethane coating
- Reduces the amount of time required for roof window installation
- It is highly fire resistant, with a B1 rating under the DIN 4102 standard and has an increased temperature tolerance of -40°C to +80°C.

Product	Supplier Code	Product	Supplier Code
RUC C2A Collar 55 x 78	RUC C2A	RUC M10A Collar 78 x 160	RUC M10A
RUC C4A Collar 55 x 98	RUC C4A	RUC P6A Collar 94 x 118	RUC P6A
RUC F4A Collar 66 x 98	RUC F4A	RUC S6A Collar 114 x 118	RUC S6A
RUC F6A Collar 66 x 118	RUC F6A	RUC S8A Collar 114 x 140	RUC S8A
RUC M4A Collar 78 x 98	RUC M4A	RUC U4A Collar 134 x 98	RUC U4A
RUC M6A Collar 78 x 118	RUC M6A	RUC U8A Collar 134 x 140	RUC U8A
RUC M8A Collar 78 x 140	RUC M8A		

Flashings – Dakea



Tile Flashing (KTF)

- Tile profile height 16-50 mm
- Allows perfect installation on flat tiles above 16mm, plain tiles, concrete tiles, profiled ceramic tiles and corrugated metal roofing
- Perfect watertightness and easy, intuitive installation
- Alu apron and foam tiling gasket to ensure a perfect seal to profiled roofing materials

Product	Code	Product	Code
KTF C2A Flashing 55 x 78	CDKTFC2A	KTF M10A Flashing 78 x 160	CKTFM10A
KTF C4A Flashing 55 x 98	CDKTFC4A	KTF P6A Flashing 94 x 118	CDKTFP6A
KTF F4A Flashing 66 x 98	CDKTFF4A	KTF S6A Flashing 114 x 118	CDKTF S6A
KTF F6A Flashing 66 x 118	CDKTFF6A	KTF S8A Flashing 114 x 140	CDKTF S8A
KTF M4A Flashing 78 x 98	CDKTFM4A	KTF U4A Flashing 134 x 98	CDKTFU4A
KTF M6A Flashing 78 x 118	CDKTFM6A	KTF U8A Flashing 134 x 140	CDKTFU8A
KTF M8A Flashing 78 x 140	CDKTFM8A		



Slate Flashing (KSF)

- Slate profile height 0-16 (2x8) mm
- Perfect installation on natural slates, manufactured slates or shingles etc.
- Perfect watertightness and easy, intuitive installation
- Without apron to ensure a perfect seal to flat roofing

Product	Code	Product	Code
KSF C2A Flashing 55 x 78	CDKSFC2A	KSF M10A Flashing 78 x 160	CKSFM10A
KSF C4A Flashing 55 x 98	CDKSFC4A	KSF P6A Flashing 94 x 118	CDKSFP6A
KSF F4A Flashing 66 x 98	CDKSFF4A	KSF S6A Flashing 114 x 118	CDKSFS6A
KSF F6A Flashing 66 x 118	CDKSFF6A	KSF S8A Flashing 114 x 140	CDKSFS8A
KSF M4A Flashing 78 x 98	CDKSFM4A	KSF U4A Flashing 134 x 98	CDKSFU4A
KSF M6A Flashing 78 x 118	CDKSFM6A	KSF U8A Flashing 134 x 140	CDKSFU8A
KSF M8A Flashing 78 x 140	CDKSFM8A		



Universal Flashing (KUF)

- This fits any kind of roofing material in the profile height range of 16-120 mm
- Applicable at roof pitch range of 15-90°
- The extended (and more pleated) aluminium apron ensures that you can make a perfect installation on high profile tiles, flat slates, or even on a straw roof
- Perfect watertightness and easy, intuitive installation

Product	Supplier Code	Product	Supplier Code
DAKEA Universal Flashing 55 x 78	KUF C2A	DAKEA Universal Flashing 78 x 160	KUF M10A
DAKEA Universal Flashing 55 x 98	KUF C4A	DAKEA Universal Flashing 94 x 118	KUF P6A
DAKEA Universal Flashing 66 x 98	KUF F4A	DAKEA Universal Flashing 114 x 118	KUF S6A
DAKEA Universal Flashing 66 x 118	KUF F6A	DAKEA Universal Flashing 114 x 140	KUF S8A
DAKEA Universal Flashing 78 x 98	KUF M4A	DAKEA Universal Flashing 134 x 98	KUF U4A
DAKEA Universal Flashing 78 x 118	KUF M6A	DAKEA Universal Flashing 134 x 140	KUF U8A
DAKEA Universal Flashing 78 x 140	KUF M8A		



Plain Tile Flashing (KFP)

- Features special profiled segmented side parts for plain tiles of a maximum profile height of 14 mm (max length 340 mm)
- Applicable at roof pitch range 25° to 90°
- Perfect watertightness and easy, intuitive installation
- Without apron to ensure a perfect seal to flat roofing

Product	Supplier Code	Product	Supplier Code
DAKEA Plain Tile Flashing 55 x 78	KFP C2A	DAKEA Plain Tile Flashing 78 x 160	KFP M10A
DAKEA Plain Tile Flashing 55 x 98	KFP C4A	DAKEA Plain Tile Flashing 94 x 118	KFP P6A
DAKEA Plain Tile Flashing 66 x 98	KFP F4A	DAKEA Plain Tile Flashing 114 x 118	KFP S6A
DAKEA Plain Tile Flashing 66 x 118	KFP F6A	DAKEA Plain Tile Flashing 114 x 140	KFP S8A
DAKEA Plain Tile Flashing 78 x 98	KFP M4A	DAKEA Plain Tile Flashing 134 x 98	KFP U4
DAKEA Plain Tile Flashing 78 x 118	KFP M6A	DAKEA Plain Tile Flashing 134 x 140	KFP U8A
DAKEA Plain Tile Flashing 78 x 140	KFP M8A		

Roof Windows – Fakro



Pine Centre Pivot Roof Window

- Convenient to use. Handle is located at the bottom of the sash, with two step micro opening facility
- Automatic air inlet. Provides optimum amount of air in the room
- Energy saving U3 glazing unit. Rotate through 180° for easy cleaning of outer pane
- Top Safe system for increased resistance to burglary
- Manufactured from highest quality pine, vacuum impregnated and double coated ecological acrylic lacquered

Product	Code	Product	Code
FTP-V U3 01 Window 55 x 78cm	FFTPU301	FTP-V U3 07 Window 78 x 140cm	FFTPU307
FTP-V U3 02 Window 55 x 98cm	FFTPU302	FTP-V U3 08 Window 94 x 118cm	FFTPU308
FTP-V U3 16 Window 55 x 118cm	FFTPU316	FTP-V U3 09 Window 94 x 140cm	FFTPU309
FTP-V U3 03 Window 66 x 98cm	FFTPU303	FTP-V U3 10 Window 114 x 118cm	FFTPU310
FTP-V U3 04 Window 66 x 118cm	FFTPU304	FTP-V U3 11 Window 114 x 140cm	FFTPU311
FTP-V U3 05 Window 78 x 98cm	FFTPU305	FTP-V U3 12 Window 134 x 98cm	FFTPU312
FTP-V U3 06 Window 78 x 118cm	FFTPU306		



Pine Top Hung and Pivot Dual Function Roof Window

- Change windows from top hung to centre pivot operation at the flick of a switch
- Windows turn through 180° to clean outer pane from within the room
- Convenient to use. Handle is located at the bottom of the sash, with two step micro opening facility
- Energy saving glazing U3 units [U-value 1.3 W/m²K]
- Suitable for pitches from 15° - 55° (or non-standard option for opening from 15° - 85°)

Product	Code	Product	Code
FPP-V U3 02 Window 55 x 98cm	FFPPU302	FPP-V U3 07 Window 78 x 140cm	FFPPU307
FPP-V U3 16 Window 55 x 118cm	FFPPU316	FPP-V U3 08 Window 94 x 118cm	FFPPU308
FPP-V U3 03 Window 66 x 98cm	FFPPU303	FPP-V U3 09 Window 94 x 140cm	FFPPU309
FPP-V U3 04 Window 66 x 118cm	FFPPU304	FPP-V U3 10 Window 114 x 118cm	FFPPU310
FPP-V U3 05 Window 78 x 98cm	FFPPU305	FPP-V U3 11 Window 114 x 140cm	FFPPU311
FPP-V U3 06 Window 78 x 118cm	FFPPU306	FPP-V U3 12 Window 134 x 98cm	FFPPU312



Roof Window Flashing for Tiles up to 45mm depth

- Essential for the correct installation of roof windows
- Ensures a durable and neat fit with the roofing material used
- Allows drainage away from the window and provides protection against the elements
- Grey - brown (RAL 7022) matches perfectly any standard roof colour

Product	Code	Product	Code
EZV-A 02 Flashing 55 x 98cm	FKEZVA02	EZV-A 07 Flashing 78 x 140cm	FKEZVA07
EZV-A 16 Flashing 55 x 118cm	FKEZVA16	EZV-A 08 Flashing 94 x 118cm	FKEZVA08
EZV-A 03 Flashing 66 x 98cm	FKEZVA03	EZV-A 09 Flashing 94 x 140cm	FKEZVA09
EZV-A 04 Flashing 66 x 118cm	FKEZVA04	EZV-A 10 Flashing 114 x 118cm	FKEZVA10
EZV-A 05 Flashing 78 x 98cm	FKEZVA05	EZV-A 11 Flashing 114 x 140cm	FKEZVA11
EZV-A 06 Flashing 78 x 118cm	FKEZVA06	EZV-A 12 Flashing 134 x 98cm	FKEZVA12



Roof Window Flashing for Natural and Man Made Slates

- For slated roof coverings up to 10mm thickness (2 x 5mm)
- Essential for the correct installation of roof windows
- Ensures a durable and neat fit with the roofing material used
- Allows drainage away from the window and provides protection against the elements
- Grey - brown (RAL 7022) matches perfectly any standard roof colour

Product	Code	Product	Code
ELV 02 Flashing 55 x 98cm	FKFELV02	ELV 07 Flashing 78 x 140cm	FKFELV07
ELV 16 Flashing 55 x 118cm	FKFELV16	ELV 08 Flashing 94 x 118cm	FKFELV08
ELV 03 Flashing 66 x 98cm	FKFELV03	ELV 09 Flashing 94 x 140cm	FKFELV09
ELV 04 Flashing 66 x 118cm	FKFELV04	ELV10 Flashing 114 x 118cm	FKFELV10
ELV 05 Flashing 78 x 98cm	FKFELV05	ELV 11 Flashing 114 x 140cm	FKFELV11
ELV 06 Flashing 78 x 118cm	FKFELV06	ELV 12 Flashing 134 x 98cm	FKFELV12

Roof Windows – Fakro



Three Section Timber Folding Loft Ladder

- Spring hatch mechanism for effortless operation
- Complete with insulated, draught-proof hatch and timber frame
- Safety features include handrail and rubber feet
- FSC Certified Pine
- Metal folding and scissor action ladders are also available

Available Sizes

LWK Ladder 55 x 111cm x 280cm height	LWK Ladder 70 x 140cm x 280cm height
LWK Ladder 60 x 111cm x 280cm height	LWK Ladder 60 x 130cm x 305cm height
LWK Ladder 60 x 120cm x 280cm height	LWK Ladder 70 x 130cm x 305cm height
LWK Ladder 60 x 130cm x 280cm height	LWK Ladder 70 x 140cm x 305cm height
LWK Ladder 70 x 120cm x 280cm height	



L-Shaped Combination Door

- Provides neat and secure access to the previously unused storage behind the small wall between a pitched roof and the floor of a loft
- Complete with a handle and lock with a rubber seal on the frame for tight closure
- Can be installed right or left hand opening
- Provided with lining slats as standard
- Superb thermo-insulating [U=1.1 W/m²K] along with high air tightness keeps heat-loss to a minimum

Product	Supplier Code
DWK 01 L-Shaped Combination Door 55 x 80cm	FK869900
DWK 02 L-Shaped Combination Door 60 x 80cm	FK869922
Other Available Sizes	
DWK 03 Door 60 x 100cm	DWK 06 Door 70 x 100cm
DWK 04 Door 60 x 110cm	DWK 07 Door 70 x 110cm
DWK 05 Door 70 x 90cm	



Light Tunnel with Flexible Light Transmitting Tube

- Flexible tube allows easy fitting around any constructional obstacles reducing the cost and time of installation
- SLT Plus has a 300cm length tube and light kit for illumination at night (bulb not included)
- Suitable for roofs with pitches between 15° - 60° or for flat roofs (available to order)
- Choose slate or tile flashing when ordering
- Comprises dome, flashing, flexible light transmitting tube, prismatic, transparent diffuser and ceiling frame

SLT Tube 200cm length	SLT Plus Tube 300cm length
SLT 35/200 Slate flashing 35cm diameter	SLT Plus 35/300 Slate flashing 35cm diameter
SLT 55/200 Slate flashing 55cm diameter	SLT Plus 55/300 Slate flashing 55cm diameter
SLT 35/200 Tile flashing 35cm diameter	SLT Plus 35/300 Tile flashing 35cm diameter
SLT 55/200 Tile flashing 55cm diameter	SLT Plus 55/300 Tile flashing 55cm diameter



Light Tunnel with Rigid Light Transmitting Tube

- Rigid light transmitting tube with silver based light reflective layer to convey light inside the building (98% reflective co-efficient)
- Angle adjustable elbow gives the option to adjust the pitch of tube inclination (between 0 - 65 degrees) and helps to avoid construction obstacles during installation
- Comprises dome, flashing, rigid light transmitting tube, elbow, prismatic, transparent diffuser and ceiling frame
- SRT Plus includes a light kit as an alternative source of illumination at night (bulb not included)
- Suitable for roofs with pitches between 15° - 60° or for flat roof coverings (available to order)
- Choose slate or tile flashing when ordering

SRT Tube 200cm length	SRT Plus Tube 200cm length
SRT 25/200 Slate flashing 25cm diameter	SRT Plus 25/200 Slate flashing 25cm diameter
SRT 35/200 Slate flashing 35cm diameter	SRT Plus 35/200 Slate flashing 35cm diameter
SRT 25/200 Tile flashing 25cm diameter	SRT Plus 25/200 Tile flashing 25cm diameter
SRT 35/200 Tile flashing 35cm diameter	SRT Plus 35/200 Tile flashing 35cm diameter

You've got the plans,
but need the costs?

OUR ESTIMATING AND BESPOKE SERVICES CAN HELP YOU AND YOUR CUSTOMERS

We can provide fast, accurate, detailed material estimates that show the true cost of specifying roof windows to a building project.

- Fast turnaround (48 hours)
- Accurate and detailed estimate for the entire project
- Expected costs for all materials
- Bill of materials ready to order
- Available for all building or DIY projects – a simple extension, a renovation or a large barn conversion
- Use the **estimating service** to compare with other quotes you may have
- **FREE** service

We manufacture a wide range of products that transform attics into comfortable living spaces. Our range of roof window designs includes centre pivot windows, top hung windows, L-shaped windows, access roof lights and skylights. We also offer a **full bespoke service**. This comprehensive technical design, and estimating service enables us to take care of every aspect of your bespoke building project requirements.

For further details visit www.fakro.co.uk

FAKRO
FOR THOSE WHO KNOW

InDax PV System

Redland's InDaX PV System provides a weathertight and secure roof covering. The panels are directly fitted to the roof structure and sit in line with the surrounding tiles, generating electricity whilst creating a neat and attractive appearance on the roof.

Features

- Low overall system height with modules mounted in attractive black coated aluminium framing
- Safe, flexible and quick assembly
- In-line rather than on-top system, replaces the need for tiles beneath the panel
- Wide pitch range capability
- Maximum energy yield
- Weathertight and high wind uplift resistance
- Fully MCS and BBA certified, FIT-compliant
- 25-year power output guarantee
- Compatible with all Redland tiles and slates and similar profiles



Redland Product Code 8920

Redland

www.redland.co.uk

BS 5534 Compliant

UNI-VENT RAPID RIDGE/HIP

Redland's quick and simple system which provides a neat, secure and weatherproof solution for the mechanical fixing of ridge and hip tiles.

Features

- Available in a cost-efficient 10 metre pack
- Quick and easy to install. No need for pre-drilled tiles or special tools
- Compatible with most popular tiles and slates
- The Universal Flexi-Seal can be used with Half Round, Universal Angle or similar ridge tile profiles
- Neat and traditional appearance
- Complies fully with ventilation requirements of BS 5250 and mechanical fixing requirements of BS 5534

Pack contents



10 metres of Rollable Weathertight Membrane



Ridge-to-Ridge Universal Flexi-Seals



Stainless Steel Batten Straps

Redland

Redland Product Code 9313. See p66 for more details.

www.redland.co.uk

Liquid Applied Waterproofing **from Icopal:**

Seal-a-Leak™

- Solvent free
- Fast curing
- Easy to use
- Cures under water

Featuring Enviroflex™ technology Seal-a-Leak™ is the ideal all-in-one repair kit for flat roofs.

Check out our
installation
videos

www.icopal.co.uk



Enviroflex™

- Use on almost any substrate
- Wet-on-wet application
- Resealable containers
- Fast curing, fully reinforced system
- Very user friendly

Enviroflex™ liquid roofing technology combines the benefits of existing alternative products to create an entirely new system.



**ROOFING
AWARDS
2015
WINNER**

**ico
pal**

2 Flat Roofing



We've got it covered with the brands you trust!

From insulation to flat roof systems – the complete solution.

Roof Lights

Available in a range of styles and sizes to suit any roof.

VELUX®

FAKRO®

Whitesales®
Rooflights & more...

COX DOME®

We also supply:

Roof Sheets

ariel.

ico pal

MarleyEternit

Cladding

MarleyEternit

Freefoam
Building Products

Flat Roof Systems

From felts to EPDM through to PVC single ply systems including Roofing GRP and liquid waterproofing. We can supply the right solution for any flat roofing project.

ico pal

TUFF STUFF

fatra

Bostik
smart adhesives

Permaroof UK
The Permanent Roof People

CEMENTONE

Sealoflex
LIQUID SOLUTIONS
SINCE 1971

SkyGarden

Boards & Insulation

A range of roof deck boards and flat roof insulation to suit all types of flat roof systems.

Norbord®

RECTICEL
insulation
...a better way

GRADIENT
FLAT ROOF INSULATION

Jablite
POLYSTYRENE INSULATION

Trims & Fascias

Available in a range of sizes and profiles.

Freefoam
Building Products

Whitesales®
Rooflights & more...

We have a wide range of flat roofing solutions ready for next day delivery*

*Subject to availability, exclusions apply, please ask in store for full details.

Customer training on flat roof systems is provided. Please see pages 112 and 113 or ask your local Roofing branch for details.

INSULATION

Insulation – Recticel

PowerDeck® F

- High performance rigid PIR insulation board for use in warm flat roofs under built-up felt, mastic asphalt and approved single-ply membrane waterproofing systems
- Excellent thermal performance, thermal conductivity: 0.024W/mK (thicknesses 120mm and above) 0.025W/mK (thicknesses between 80mm and 119mm) 0.026W/mK (thicknesses below 80mm)
- Dimensionally stable • High compression strength = 150kPa
- Rot proof, durable and maintenance free • Standard board size = 1200 x 600mm



Product	Code	Product	Code
PowerDeck F 25mm thick	IRPDF025	PowerDeck F 90mm thick	IRPDF090
PowerDeck F 30mm thick	IRPDF030	PowerDeck F 100mm thick	IRPDF100
PowerDeck F 40mm thick	IRPDF040	PowerDeck F 110mm thick	IRPDF110
PowerDeck F 50mm thick	IRPDF050	PowerDeck F 120mm thick	IRPDF120
PowerDeck F 60mm thick	IRPDF060	PowerDeck F 130mm thick	IRPDF130
PowerDeck F 70mm thick	IRPDF070	PowerDeck F 140mm thick	IRPDF140
PowerDeck F 80mm thick	IRPDF080	PowerDeck F 150mm thick	IRPDF150

PowerDeck® U

- High performance rigid PIR insulation board for use in warm flat roofs under torch-on bituminous waterproofing systems, mastic asphalt (see manufacturers installation guidelines), built-up felt and bitumen compatible single-ply waterproofing systems
- Excellent thermal performance, thermal conductivity: 0.024W/mK (thicknesses 120mm and above) 0.025W/mK (thicknesses between 80mm and 119mm) 0.026W/mK (thicknesses below 80mm)
- Consists of a rigid PIR board faced with bitumen glass fleece on both sides
- Dimensionally stable • High compression strength = 150kPa
- Standard board size = 1200 x 600mm

Product	Code	Product	Code
PowerDeck U 30mm thick	IRPDU030	PowerDeck U 100mm thick	IRPDU100
PowerDeck U 40mm thick	IRPDU040	PowerDeck U 110mm thick	IRPDU110
PowerDeck U 50mm thick	IRPDU050	PowerDeck U 120mm thick	IRPDU120
PowerDeck U 60mm thick	IRPDU060	PowerDeck U 130mm thick	IRPDU130
PowerDeck U 70mm thick	IRPDU070	PowerDeck U 140mm thick	IRPDU140
PowerDeck U 80mm thick	IRPDU080	PowerDeck U 150mm thick	IRPDU150
PowerDeck U 90mm thick	IRPDU090		

Insulation – Recticel

Eurothane® EuroDeck™

- High performance rigid PIR insulation board for use in warm flat roofs under mechanically fixed single-ply membrane waterproofing systems
- Excellent thermal performance, thermal conductivity = 0.022 W/mK
- Dimensionally stable • High compression strength = 150kPa
- Rot proof, durable and maintenance free • Standard board size = 2400 x 1200mm



Product	Code	Product	Code
Eurothane EuroDeck 25mm thick	IREDR025	Eurothane EuroDeck 90mm thick	IREDR090
Eurothane EuroDeck 30mm thick	IREDR030	Eurothane EuroDeck 100mm thick	IREDR100
Eurothane EuroDeck 40mm thick	IREDR040	Eurothane EuroDeck 110mm thick	IREDR110
Eurothane EuroDeck 50mm thick	IREDR050	Eurothane EuroDeck 120mm thick	IREDR120
Eurothane EuroDeck 60mm thick	IREDR060	Eurothane EuroDeck 130mm thick	IREDR130
Eurothane EuroDeck 70mm thick	IREDR070	Eurothane EuroDeck 140mm thick	IREDR140
Eurothane EuroDeck 75mm thick	IREDR075	Eurothane EuroDeck 150mm thick	IREDR150
Eurothane EuroDeck 80mm thick	IREDR080		

Eurothane® Silver

- High performance rigid PIR insulation for use in warm flat roofs under mechanically fixed single-ply membrane waterproofing systems
- Excellent thermal performance, thermal conductivity = 0.023 W/mK
- FM approved • High compression strength = 150kPa
- Rot proof, durable and maintenance free • Standard board size = 2500 x 1200mm

Product	Code	Product	Code
Eurothane Silver 25mm thick	IRSFR025	Eurothane Silver 90mm thick	IRSFR090
Eurothane Silver 30mm thick	IRSFR030	Eurothane Silver 100mm thick	IRSFR100
Eurothane Silver 40mm thick	IRSFR040	Eurothane Silver 110mm thick	IRSFR110
Eurothane Silver 50mm thick	IRSFR050	Eurothane Silver 120mm thick	IRSFR120
Eurothane Silver 60mm thick	IRSFR060	Eurothane Silver 130mm thick	IRSFR130
Eurothane Silver 70mm thick	IRSFR070	Eurothane Silver 140mm thick	IRSFR140
Eurothane Silver 80mm thick	IRSFR080		

Plylok®

- High performance rigid PIR insulation board for use under built-up felt and approved single-ply membrane waterproofing systems
- Excellent thermal performance, thermal conductivity: 0.022W/mK
- Plylok consists of a 6mm plywood factory bonded to a rigid PIR insulation board
- High compression strength: 140kPa (PIR only) • Standard board size = 2400 x 1200mm

Product	Code
Plylok (6mm ply + urethane) 56mm thick	IRPLK056
Plylok (6mm ply + urethane) 76mm thick	IRPLK076
Plylok (6mm ply + urethane) 96mm thick	IRPLK096
Plylok (6mm ply + urethane) 106mm thick	IRPLK106
Plylok (6mm ply + urethane) 116mm thick	IRPLK116
Plylok (6mm ply + urethane) 126mm thick	IRPLK126

Gradient Flat Roof Insulation

Recticel Insulation is also available as a tapered board through its specialist single-layer tapered insulation division, Gradient Flat Roof Insulation (gradientuk.com).

Gradient work closely with their customers to design, manufacture and advise on the installation of bespoke, single-layer tapered roofing solutions. It's a turnkey service that provides everything from initial consultation and design to after sales support. By controlling the whole process from start to finish, Gradient are able to exercise control standards for design, manufacture, performance and sustainability that are unmatched in the industry. Benefits we pass on to the customer in the form of a better conceived, better performing, better value flat roof that complies with all the relevant legislative standards.



PIR PERFECT FOR FLAT ROOFS.

When it comes to PIR thermal insulation for flat roofing contracts, not every brand is the same.

Because we manufacture our boards to the most perfecting standards, installation is considerably easier. Greater consistency in board size, high compression strength and a super-flat surface finish makes installations quicker, easier and more cost effective for roofing specialists everywhere. So for a trouble-free, perfect flat roof installation, use Recticel PIR board.



LOOKING FOR PIRFECTION? INSTALL RECTICEL INSULATION


Find out why Recticel should be your preferred choice:
www.recticelinsulation.co.uk or call 0800 0854079

INSULATION FOR FLAT ROOFS | PITCHED ROOFS | WALLS | FLOORS



INSULATION EXCELLENCE

Insulation – Jablite



Jablite FRI 200 Grade & FRI 300 Grade

- Flat roof inverted (protected membrane) Roof insulation
- Laid over the flat roof waterproofing membrane to protect it and give greater longevity to the system
- Manufactured from low-lambda EPS (expanded polystyrene)
- Jablite 200 performs to a design load capability of 90kN/m²
- Jablite 300 performs to a design load capability of 120kN/m²
- Manufactured to ISO 14001 & ISO 9001 standards and BBA certified
- Thermal conductivity of Jablite FRI 200 and FRI 300 is 0.038W/mK

Board Sizes Available

100 x 1200 x 1200mm
105 x 1200 x 1200mm
110 x 1200 x 1200mm
115 x 1200 x 1200mm
120 x 1200 x 1200mm
125 x 1200 x 1200mm
130 x 1200 x 1200mm
135 x 1200 x 1200mm
140 x 1200 x 1200mm
145 x 1200 x 1200mm
150 x 1200 x 1200mm
155 x 1200 x 1200mm
160 x 1200 x 1200mm
165 x 1200 x 1200mm
170 x 1200 x 1200mm
175 x 1200 x 1200mm
180 x 1200 x 1200mm
185 x 1200 x 1200mm
190 x 1200 x 1200mm
195 x 1200 x 1200mm
200 x 1200 x 1200mm
205 x 1200 x 1200mm
210 x 1200 x 1200mm
215 x 1200 x 1200mm
220 x 1200 x 1200mm
225 x 1200 x 1200mm
230 x 1200 x 1200mm
235 x 1200 x 1200mm
240 x 1200 x 1200mm

Jablite Filter Membrane

- Vapour permeable high performance spun-bonded polypropylene flexible membrane
- The purpose of the membrane is to prevent rainwater ingress • Membrane thickness is 0.45mm

Product

Jablite Filter Membrane 3m x 100m Roll

Code

IJFM3100

Jablite High Performance UpStand Board

- Jablite High Performance (HP) UpStand Boards are designed to increase the thermal efficiency of flat roofs by preventing cold bridging around the roof parapet
- The excellent thermal performance of expanded polystyrene (EPS) is combined with a tough, 1mm thick facing board which is UV resistant and has an aesthetically-pleasing appearance

Product

Jablite UpStand Board HP 60 x 1200 x 1200mm

Jablite UpStand Board HP 80 x 1200 x 1200mm

Jablite UpStand Board HP 90 x 1200 x 1200mm

Jablite UpStand Board HP 110 x 1200 x 1200mm



Roof Sheets – Norbord



Roof Sheets – Norbord



Sterling OSB3 T&G

- Specifically designed for flat roofing decking and pitched roof applications
- The sanded surface offers excellent adhesion for glues, self-adhesive felts and bitumen
- Roofdek is completely free from knots and voids
- The board has a hard wearing tongue and groove profile
- BBA Approved and permitted for structural applications under BS 5268: Part 2.2002 and Eurocode

Product

Sterling Roofdek T&G – 2 edges 2440mm x 1200mm (laid measure) x 18mm	FSBRDK18
Sterling OSB3 18mm TG4 2400mm x 590mm	FSBTG18B

Code



Sterling OSB3

- A precision engineered board ideal for structural applications in humid conditions
- Sterling OSB3 is BBA approved and available in square edged and T&G formats
- Typical uses include flat and pitched roofs as well as timber frame housing, wall sheathing and flooring
- Gluing of the panels to joists increases the stiffness and strength of the structure as well as helping to reduce potential squeaks or creaks

Product

Sterling OSB3 – square edged 2440mm x 1220mm x 9mm	FSBBBA09
Sterling OSB3 – square edged 2440mm x 1220mm x 11mm	FSBBBA11
Sterling OSB3 – square edged 2440mm x 1220mm x 15mm	FSBBBA15
Sterling OSB3 – square edged 2440mm x 1220mm x 18mm	FSBBBA18

Code

Flat Roof Accessories – Whitesales

Jewson can now supply flat roof accessories as supplied by **Whitesales**. Contact your local Jewson branch for more information and access to sales support and technical advisors.

- ISO 9002 compliant and offers a 10 year guarantee
- Manufactured in various materials to suit most membrane types
- Simple to handle, work and install
- Available from stock
- Maintenance free



Paving Support Pads – Whitesales Em-Pad and T-Pad

- Whitesales Em-Pad and T-Pad paving support pads – high quality and durable
- 13 Em-Pad sizes available and 4 T-Pad sizes available
- Simple and easy to install
- Raised spacer nibs for uniform drainage and can provide up to 9.5° gradient slope
- Suitable for use with almost all conventional paving and decking systems.

Sizes	From	To
Various	9mm high	1000mm high



Drainage Outlets – Whitesales T-Pipe

- Whitesales T-Pipe drainage outlets – versatile and cost effective
- 4 types available – flat flange, sump flange, mechanical fix flange and horizontal
- Suitable for all forms of flat roof
- Available in EPDM, PVC-U and PP. Suitable for new build and refurbishment applications
- Remains flexible at low temperatures

Sizes	From	To
Various	50mm diameter	150mm diameter



Pipe Sleeves – Whitesales T-Sleeve

- Whitesales T-Sleeve pipe sleeves – simple and effective
- Available in EPDM, PVC-U and PP
- 2 standard profiles which can be customised to a wide range of diameter sizes
- Bonds pipework tightly to the roof membrane

Sizes	From	To
Various	34mm diameter	125mm diameter



Breather Vents – Whitesales T-Vent

- Whitesales T-Vent breather vents – high quality and durable
- Manufactured from either EPDM or PVC-U for various membranes
- Allows water vapour to escape from the structure of the roof.

Sizes	From	To
Various	200mm high	270mm high

Roof Edge Trim – Whitesales

Jewson can now supply roof edge trim solutions in GRP and aluminium as supplied by **Whitesales**. Contact your local Jewson branch for more information and access to sales support and technical advisors.

- GRP and Aluminium Roof Edge Trim Solutions
- Compatible with most waterproofing types
- Wide range of sizes and colours
- Simple to handle, work and install
- Maintenance free



GRP Roof Edge Trim – Whitesales Em-Trim

- Whitesales Em-Trim GRP Roof Edge Trim – high quality, durable roof edge trim
- 17 standard profiles, bespoke options and preformed corners available
- Profiles are available from stock in black, white and grey
- Other RAL colours available to special order
- Supplied in 3m lengths
- Unique 200mm face profile

Sizes	From	To
'F' Profile	40mm x 35mm	150mm x 60mm
'A' Profile	50mm x 65mm	200mm x 85mm



Aluminium Roof Edge Trim – Whitesales T-Trim

- Whitesales T-Trim Aluminium Roof Edge Trim – high quality, economical roof edge trim
- 13 standard profiles and preformed corners available
- Available from stock in mill finish
- Other RAL colours available to special order
- Supplied in 3m lengths

Sizes	From	To
'AF' Profile	35mm x 35mm	150mm x 64mm
'AA' Profile	50mm x 50mm	100mm x 75mm



Termination Bar – Whitesales Em-Bar and T-Bar

- Whitesales Em-Bar GRP and T-Bar Aluminium Termination Bar – high quality, durable termination bars
- Manufactured from either GRP or mill finished aluminium
- Neat and efficient means of terminating roofing and waterproofing membranes at wall abutments
- 5 standard profiles

Sizes	From	To
Em-Bar	62mm x 10mm	75mm x 18mm
T-Bar	55mm x 11mm	110mm x 13mm

FLAT ROOFING SYSTEMS EXPLAINED

Flat Roofing System Comparisons

	GRP	Liquid	Single Ply	EPDM	Bituminous
Product	Tuff Stuff	Enviroflex	Fatra	Permaroof	Icopal
Install in adverse weather conditions	X	✓	✓	✓	X
Size of project	Small & medium	Small, medium & large	Large	Small & medium	Small, medium & large
Ease of detailing	Easy	Easy	Skilled	Moderate	Moderate
New build or refurbishment	New	Both	Both	Both	Both
Hot works	X	X	X	X	✓
Training required for warranty	✓	✓	✓	✓	✓
Warranty available	25 years	15 years	20 years	20 years	10 to 20 years
Store & reuse product	✓ without catalyst	✓	✓	✓	✓
Odourless	X	✓	✓	✓	X
Use with green roof systems	✓	✓	✓	✓	X
Stock availability	✓	✓	Selected branches	Selected branches	✓



fatra


Permaroof
The Permaroof Group Ltd




Training courses are available – please see pages 112-113

Bituminous Felts – Torch-on Application

Warm Roof – Plywood/OSB3 Deck




Cold Roof – Timber Boarded Deck




Bituminous Felts – Pour & Roll Application

Warm Roof – Plywood/OSB3 Deck

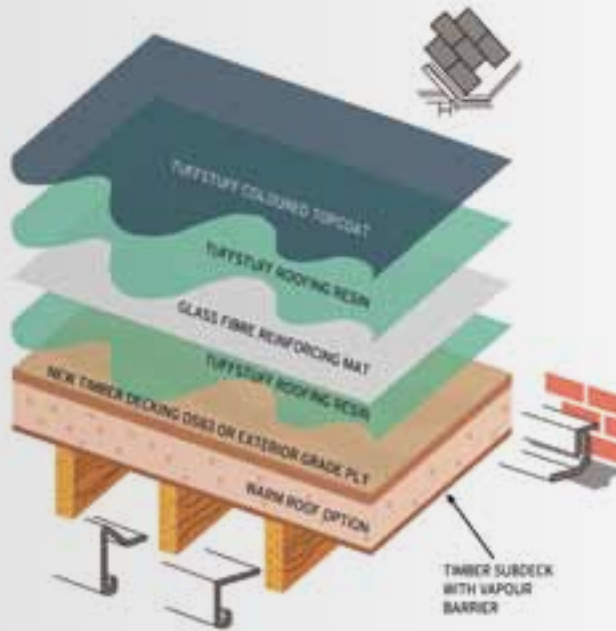


Cold Roof – Plywood/OSB3 Deck



See pages 114-117

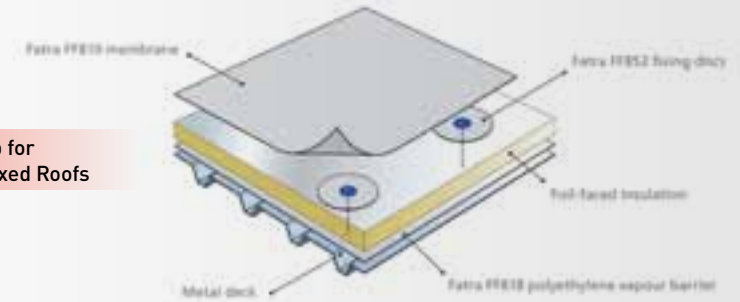
TUFF STUFF® GRP Flat Roof System



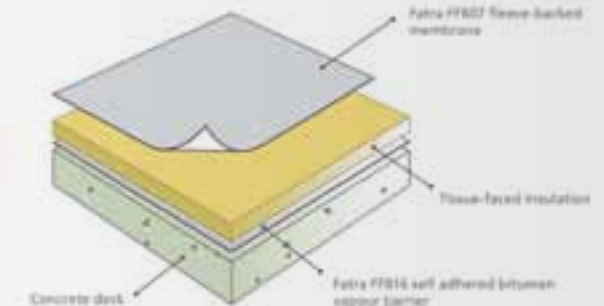
See pages 118-119

Fatra PVC Single Ply System

Typical build-up for Mechanically Fixed Roofs




Typical build-up for Adhered Roofs

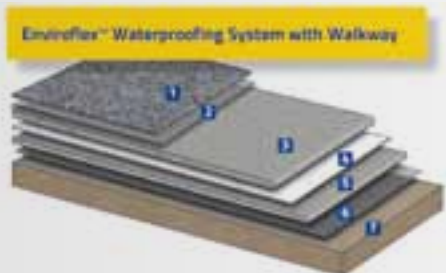


See pages 122-123

Enviroflex Liquid Applied Waterproofing System



- 1 Enviroflex® Coating (Top Coat)
- 2 Enviroflex® Reinforcing Fabric
- 3 Enviroflex® Coating (Intermediate Coat)
- 4 Enviroflex® Primer
- 5 Substrate



- 1 Enviroflex® Walkway System
- 2 Enviroflex® Coating (Preparation Coat)
- 3 Enviroflex® Coating (Top Coat)
- 4 Enviroflex® Reinforcing Fabric
- 5 Enviroflex® Coating (Intermediate Coat)
- 6 Enviroflex® Primer
- 7 Substrate

See page 120

Permaroof EPDM System

- Firestone EPDM Rubber Membrane
- Bonding adhesive
- PIR insulation
- Vapour barrier
- OSB3 18mm



See pages 124-125

FLAT ROOF TRAINING COURSES

TUFF STUFF®

Course Content	<p>You will spend some time putting your rigs together using the various trims and fixings available in the Tuff Stuff Range.</p> <p>Once completed, you will then, using the resins and matting provided, begin to install the complete roofing system from the deck up until the final grey waterproof coating is applied.</p> <p>You will also get the chance to create a granulated walkway on your rig and once the training is completed you may take the rigs with you.</p>
Course Qualification	Certified Tuff Stuff GRP installer with Certificate
Course Duration	One day hands on course based at your local Jewson Branch (please ask in-store for more details)
Course Cost	£50 + VAT per attendee (payable at training branch prior to training day)
Product Code	RFTSTRN1



Liquid Applied Waterproofing – Enviroflex™

Course Content	<p>You will spend some time putting your rigs together using the various trims and fixings available in the Enviroflex Range.</p> <p>Once completed, you will then using the detail fabric and Enviroflex to start waterproofing the rigs learning techniques on corners, drips and upstands prior to fully waterproofing your rig.</p> <p>The course is mostly hands on and once training has been completed you may take the rigs with you.</p>
Course Qualification	Icopal Enviroflex training certificate allowing you to offer Icopal warranties
Course Duration	Half day course at your local Jewson Branch (please ask in-store for details)
Course Cost	£75 + VAT per attendee (payable at training branch prior to training day)
Product Code	RFEXTRN1



Team Icopal – Bituminous Products

Course Content	Please email flatroofing@jewson.co.uk for further details as courses vary
Course Qualification	Icopal approved installer for bituminous felts
Course Duration	Dependant on the training required at time of application
Course Cost	Dependant on the training required at time of application



PVC Single Ply Membrane – Fatra

Course Content	<p>Course 1: Hands on 2 day training course designed to train you on how to use the Fatra PVC system. You will be working on specially designed rigs.</p> <p>Course 2: On site or inhouse conversion course designed to give you the chance to use the range of Fatra single ply PVC systems.</p> <p>Course 3: Designed to help the installer or the inhouse estimator price projects and compile material take off lists.</p>
Course Qualification	Certificated PVC Single ply installer offering 20 year manufacturer warranties
Course Duration & Cost	<p>Course 1: Two day course on how to install Fatra PVC Single ply £249 + VAT per person</p> <p>Course 2: One day conversion/On site course for existng PVC installer using other similar systems £150 + VAT</p> <p>Course 3: One day estimating course – £95 + VAT per person</p>



EPDM System – Firestone from Permaroof

Course Content	<p>Hands on Practical Training day – includes 1 x Flash drive to include all the training guides including video training material, and Firestone promotional DVD.</p> <p>Training Guide and video for the Sunpipes, Small batch of brochures and EPDM samples.</p>
Course Qualification	Firestone Numbered certificate to offer 20 year warranty
Course Duration	One day course
Course Cost	£89 + VAT at Permaroof training centre in Alfreton, near Derby



To request more information, dates and locations on all training courses please contact:
flatroofing@jewson.co.uk

Demonstration days are held at Roofing branches throughout the year, please check with your local Roofing branch for details of days held in your local area.

Flat Roofing Felts – Icopal



Tecnatorch SBS Groove Torch-On Capsheet

- Unique mini groove technology enabling fast application giving a quick, secure bond
- Strong polyester reinforcement with low temperature flexibility - 15°C
- Size 7.5m x 1m
- Good lap security and easy to cut with a sharp knife
- BBA approved with a Firesmart option available

Product	Code
Tecnatorch SBS Groove Torch- on Capsheet - Green	RFIC0022
Tecnatorch SBS Groove Torch- on Capsheet - Brown	I2002707
Tecnatorch SBS Groove Torch- on Capsheet - Blue Grey	RFIC0751
Tecnatorch SBS Groove Torch- on Capsheet - Charcoal	I2003538
Tecnatorch SBS Groove Torch- on Capsheet - Sand	RFIC0020



Anderson Trade SBS Torch-on Capsheet

- Flexible and durable SBS modified bitumen
- Easy to apply by torch application with excellent puncture resistance
- Polyester reinforcement for strength and durability. Size 8m x 1m
- Good low temperature flexibility - 10°C
- Over 15 year life expectancy and available in a range of colours

Product	Code
Anderson Trade SBS Torch-on Capsheet – Green	I2000225
Anderson Trade SBS Torch-on Capsheet – Brown	I2003689
Anderson Trade SBS Torch-on Capsheet – Blue Grey	I2003688
Anderson Trade SBS Torch-on Capsheet – Charcoal	I2003690
Anderson Trade SBS Torch-on Capsheet – Sand	I2000312



Anderson Trade SBS Torch-on Underlay

- Glass fibre reinforced, SBS modified bitumen membrane
- Flexible and durable. Torch-on application
- Cost effective, high performance membrane
- Good low temperature flexibility

Product	Code
Anderson Trade SBS Torch-on Film Underlay 1m x 16m	RFIC0002
Anderson Trade SBS Torch-on Sand Underlay 1m x 16m	RFIC0004



Anderson Trade Torch-on Venting Base Layer

- Can be used with SBS and APP membranes
- Partial bond prevents blistering
- Loose laid – securement is achieved from torching of underlay
- Stable glass fibre reinforcement. Size 20m x 1m
- Specially designed as a preparation layer in a built up torch system

Product	Code
Trade Torch-on Venting Base Layer – Film/Sand finish	RFIC0003

Don't forget your tools
pages 154-155



Flat Roofing Felts – Icopal



Anderson Trade APP Torch-on Capsheet

- Tough polyester reinforcement – strong and flexible
- Good lap security and easy to cut with a sharp knife
- Superior bond strength with film selvage
- High slump resistance with good UV resistance

Product	Code
Anderson Trade APP Torch-on Capsheet – Green 1m x 8m	I3005490
Anderson Trade APP Torch-on Capsheet – Plain 1m x 8m	I3005163



Anderson Trade APP Torch-on Underlay

- Cost effective 2.5mm thick glass fibre reinforced APP polymer modified bitumen membrane
- High softening point of APP bitumen
- Superior bond strength with film selvage
- Easy to cut with a sharp knife

Product	Code
Anderson Trade APP Torch-on Underlay – Film finish 1m x 16m	I3004913



Roofgard Roof Outlets

- Acid resistant stainless steel
- Includes 4 specially constructed unique rubber seals for maximum seal to downpipe

Product	Code
50mm External Diameter, 60mm Downpipe Diameter	RFIC0785
62mm External Diameter, 75mm Downpipe Diameter	RFIC0786
80mm External Diameter, 90mm Downpipe Diameter	RFIC0787
90mm External Diameter, 100mm Downpipe Diameter	RFIC0788
95mm External Diameter, 110mm Downpipe Diameter	RFIC0789
145mm External Diameter, 160mm Downpipe Diameter	RFIC0790



GRP Roof Edge Trims

- Superior and effective roof edge detail to built up felt roofing
- Retains colour and shape for life
- Resistant to expansion and contraction

Product	Code
Edge Trim 3m long x 50mm face depth	RFIC0791
Edge Trim 3m long x 100mm face depth	RFIC0792
Edge Trim 3m long x 150mm face depth	RFIC0793



Icopal Insulation Adhesive

- 13.6 litre canister, coverage 120m² at 300mm Crs

Product	Supplier Code
Icopal Insulation Adhesive, size 13.6 litre canister	3101851
Icopal Insulation Adhesive Hose – stainless steel braided with tap, size 8m	3101852
Icopal Insulation Adhesive Hose – stainless steel braided with tap, size 4m	3101853
Icopal Insulation Adhesive Gun, size 600mm	3101854
Icopal B Safe Cleaner Canister, size 4.1kg	3006754
Icopal Adhesive Cleaning Kit – (complete with spanner & wire brush) size 150ml	3101855

Flat Roofing Felts – Icopal



Anderson Trade Polyester 250 Capsheet

- Pour and roll traditional application
- Durable and strong polyester reinforcement with a mineral finish for UV protection
- Flexible and easy to work

Product	Code
Anderson Trade Polyester 250 Capsheet – Green 1m x 8m	I2002602



Anderson Trade Polyester 180 Underlay

- Polyester reinforced in accordance with BS 8217:2005
- Traditional application
- Nailed layer on timber boarded roofs for Torch-on systems
- Flexible and easily cut and worked

Product	Code
Anderson Trade Polyester 180 Underlay – Sand 1m x 20m	RFFTU020



Anderson Trade 3B Glass Base Layer

- Inert glass fibre reinforcement
- Suitable as both underlay and intermediate layer or used as an underlay to Icopal Bitumen Shingles
- Easily cut and worked

Product	Code
Trade 3B Glass Base Layer – Sand 1m x 20m	I2002652



Anderson Trade 3H Perforated Sand Base Layer

- Inert glass fibre reinforcement
- Perforations allow positive partial bond
- Loose laid
- Economic preparation layer

Product	Code
Trade 3H Perforated Base Layer – Sand 1m x 20m	I2002701



Bonding Bitumen Compound

- Grade 95/25 for bonding pour and roll membranes on roofs up to 5° pitch
- Grade 115/15 for bonding pour and roll membranes on roofs greater than 5° pitch
- The Bitumen Primer is designed to penetrate and seal porous surfaces

Product	Code
Bonding Bitumen Compound Grade 95/25 20kg Keg	I3006736
Bonding Bitumen Compound Grade 115/15 20kg Keg	I3004202
Quick Dry Primer 25 litre 3000862	I3000862

Flat Roofing Felts – Icopal



Anderson Trade Sanded Underlay

- Glass reinforced oxidised bitumen membrane
- Intended for use as a 'pour-and-roll' underlay in a bitumen built-up roof system
- Size 20m x 1m

Product	Code
Anderson Trade Sanded Underlay 1m x 20m	I2004216



Anderson Trade Green Mineral Felt


- Green Mineral finish
- Glass reinforced oxidised bitumen membrane
- Use as a 'pour-and-roll' capsheet in a bitumen built-up roof system

Product	Code
Trade Green Mineral Felt 1m x 10m	RFIC0011



GRP Flat Roofing – TuffStuff®

- ✓ Tough but attractive appearance – totally seamless
- ✓ High security – too tough to be cut by a knife
- ✓ Increased safety – full fire certificate to BS 476 building regulations compliant
- ✓ TuffStuff – the fit and forget solution
- ✓ Choose TuffStuff – choose peace of mind



TuffStuff® GRP Flat Roof Waterproofing System

- Designed for fast, easy installation
- Full 'IN BRANCH' training courses – 'the best in the industry' plus promo days
- Dedicated technical helpline – staffed by real people that care!



Before



After

GRP Flat Roofing – TuffStuff®

TuffStuff® GRP Flat Roofing System

- Maintenance free – no seams, no joints, no leaks!
- Can be used for applications of almost any size or complexity; sloping roofs, green roofs, parapet walls, skylights, vent pipes, sunpipes, balustrade, balconies, pools, ponds and water tanks
- Tried and tested for extreme durability with a 25 Year Product Warranty
- Hard wearing laminate tolerates foot traffic and resists attack from ultra violet light
- High security – too tough to cut with a knife
- UK Building Regulations compliant and full Fire Certificate to BS 476
- Available as standard in dark grey but a range of different colours (and/or slip-resistant finish) available on request

Product – full product list available in-store

Product	Code
TuffStuff® Base Coat Resin 15kg TSP01	RFGTSP01
TuffStuff® Top Coat Resin (Dark Grey) 15kg TSP02A	RFTSP02A
TuffStuff® Top Coat Resin (Dark Grey) 5kg TSP02	RFGTSP02
450g/m² Chopped Strand Mat 5.5kg (10m²) TSP03B	RFTSP03B
450g/m² Chopped Strand Mat Half Roll (approx 37m x 950mm) TSP03A	RFTSP03A
450g/m² Chopped Strand Mat Full Roll (Approx 75m x 950mm) TSP03	RFGTSP03
600g/m² Chopped Strand Mat Half Roll TSP04A	RFTSP04A
600g/m² Chopped Strand Mat 55m² TSP04	RFGTSP04
1 Litre Catalyst (Summer Grade) TSA41	RFGTSA41
5 Litre Catalyst (Summer Grade) TSA40	RFGTSA40
1 Litre Catalyst (Winter Grade) TSA43	RFGTSA43
5 Litre Catalyst (Winter Grade) TSA42	RFGTSA42
Catalyst Safety Dispenser TSA44	RFGTSA44
Acetone 5 Litre TSA46	RFGTSA46
Acetone 10 Litre TSA45	RFGTSA45

Ancillaries – full product list available in-store

Ancillaries	Code
75mm Wide Bandage TSA57	RFGTSA57
100mm Wide Tissue Bandage TSA59	RFGTSA59
Grey Polyurethane Trim Adhesive TSA58	RFGTSA58
A200 Drip Edge Trim Standard 3m Lengths TST06	RFGTST06
A250 Drip Edge Trim Deep 3m Lengths TST07	RFGTST07
B230 Upstand Trim 3m Lengths TST08	RFGTST08
B260 Upstand Trim 3m Lengths TST09	RFGTST09
C100 Simulated Lead Flashing 3m Lengths TST11	RFGTST11
D260 Angle Fillet 3m Lengths TST17	RFGTST17
D300 Angle Fillet with Long Leg 3m Lengths TST18	RFGTST18
F300 Flat Flashing 20m Roll TST21	RFGTST21
C1 Universal External Corners TST27	RFGTST27
C3 Internal Corners TST31	RFGTST31
C3 External Corners TST32	RFGTST32
G4 Polyurethane Primer 5kg TSA61	RFGTSA61

Application Tools – full product list available in-store

Application Tools	Code
2" Laminating Brush TSA48	RFGTSA48
4" Laminating Brush TSA50	RFGTSA50
7" Roller Complete TSA52	RFGTSA52
3" Roller Complete TSA51	RFGTSA51
7" Roller Sleeves (Packs of 10) TSA56	RFGTSA56
3" Roller Sleeves (Packs of 10) TSA55	RFGTSA55
3" Paddle Roller TSA53	RFGTSA53
6" Paddle Roller TSA54	RFGTSA54
Graduated Mixing Bucket 14 litre TSA64	RFGTSA64
Starter Packs (initial supply of application tools) TSA68	RFGTSA68
Also includes: TuffStuff® Installation Manual, TuffStuff® Trim Guide, TuffStuff® Quick Materials Calculator and Catalyst Guide	

Sealoflex Enviroflex – Icopal

Enviroflex™ liquid applied waterproofing membrane is the latest innovation in solvent free liquid roofing technology combining the benefits associated with existing alternative products to create a new system which is very user friendly.



Primers

Product	Code
Enviroflex™ EP1 Primer (4L)	I3101022
Enviroflex™ EP1 Primer (20L)	I3101023
Enviroflex™ Acrylic Primer (4L)	I3101025
Enviroflex™ Acrylic Primer (20L)	I3101024

Waterproof Coating

Product	Code
Enviroflex™ Waterproof Coating (Grey 4L)	I3101027
Enviroflex™ Waterproof Coating (Grey 15L)	I3101026

Reinforcement

Product	Code
Enviroflex™ Reinforcing Fabric (1000mm)	I3101031
Enviroflex™ Reinforcing Fabric (300mm)	I3101032
Enviroflex™ Reinforcing Fabric (150mm)	I3101033
Enviroflex™ Board Jointing Fabric (100mm)	I3101579

Anti-Skid Walkway

Product	Code
Enviroflex™ Standard Quartz (Grey) 25kg	I3101037
Enviroflex™ Wearcoat Clear (20L)	I3101035
Enviroflex™ Wearcoat Clear (3.8L)	I3101036

Application Tools

Product	Code
Enviroflex™ Application Kit	ICEAK001
Enviroflex™ Application Refill Pack	IEARP002

For trims please see page 119



Sealoflex Seal-a-Leak – Icopal

Featuring Enviroflex™ technology Seal-a-Leak™ is the ideal all-in-one repair kit for flat roofs. Seal-a-Leak™ can be re-used once opened making it the ideal product to always have available to carry out emergency or temporary roof repairs whatever the weather. Permanent repairs are also possible by using Seal-a-Leak™ in conjunction with the specially formulated primer and membrane sheet.



Sealoflex Seal-a-Leak

- Seal-a-Leak is the ideal emergency repair kit for flat roofing.
- Using all the benefits of Enviroflex technology the Seal-a-Leak kit comes complete with primer and reinforcement to make a secure patch repair.
- Alternatively simply pour the Seal-a-Leak liquid membrane into the puncture to stop a leak until the weather improves and a more permanent repair can be completed
- Solvent free with very low odour
- Fast curing even under water – a solution even in ponding water
- Suitable for almost any substrate
- Quick and easy to use
- Part of the Sealoflex complete range

Product	Code
ICOPAL Sealoflex Seal-a-Leak Roof Sealing Kit	I3101045



Single Ply Membrane – Fatra



FF810 Reinforced PVC Membrane for Mechanically Fixed Roofs

- Suitable for new build or refurbishment projects
- Installed with FF852 PVC fixing discs and FF855 adhesive
- BBA, FM & ISO approved – lifespan in excess of 30 years
- Green guide rating of A+, excellent EcoPoint rating
- Safe, clean and easy to install – no hot work permit required

Product	Code
FF810 Reinforced PVC Membrane 1.3m wide x 20m long	RFFF8102



FF807 Fleece-backed PVC Membrane for Adhered Roofs

- Suitable for new build or refurbishment projects
- Installed with FF859 membrane adhesive
- BBA & ISO approved – lifespan in excess of 30 years
- Green guide rating of A+, excellent EcoPoint rating
- Safe, clean and easy to install – no hot work permit required

Product	Code
FF807 Fleece-backed PVC Membrane 1.3m wide x 15.4m long	RFFFF807



FF804 Unreinforced Membrane for Detailing

- Unreinforced membrane for detail work
- Excellent ductility and shaping capabilities
- Enables quick and efficient waterproofing of complicated surfaces
- Required for roll ends of FF807 membrane
- Dark grey (RAL 7012)

Product	Code
FF804 Unreinforced Membrane for Detailing 1.3m x 20m long	RFFFF804



FF812 Slip Resistant Walkway Membrane

- Textured walkway membrane
- Can be used above FF810 or FF807 if required
- Ideal for the demarcation of maintenance routes
- Light grey (RAL 7040) colour to contrast field area membrane

Product	Code
FF812 Slip Resistant Walkway Membrane 0.65m wide x 20m long	RFFFF812



FF855 Mechanically Fixed Membrane Adhesive

- Used to install FF810 membrane
- 5 litre can
- Up to 300 PVC fixing discs per can

Product	Code
FF855 Mechanically Fixed Membrane Adhesive	RFFFF855



FF859 Fully Adhered Membrane Adhesive

- Used to install FF807 membrane
- 6 litre can
- Coverage rate of approximately 21m²

Product	Code
FF859 Fully Adhered Membrane Adhesive	RFFFF859-6L

Single Ply Membrane – Fatra



Vapour Control Layer Membranes

- General purpose vapour control layer for preventing condensation
- Loose laid or self adhered beneath mechanically fixed or fully adhered build-ups

Product	Code
FF816 Self Adhesive Bitumen VCL 0.6mm x 40m x 1.08m	RFFFF816
FF818 Polyethylene VCL 600 gauge, 2m x 50m	RFFFF818
FF819 Torch-on Bitumen VCL 1m x 15m	RFFFF819
FA1 Strip Sealant for VCL 1mm x 12mm x 45m	RFF00FA1



FF852 PVC Fixing Discs

- PVC discs of membrane for securing FF810 membrane
- Use in conjunction with Fatrafix tube washers and fixings

Product	Code
FF852 PVC Fixing Discs	RFFFF852



PVC Single Ply Membrane – Ancillary Products

- PVC internal corners in packs of 40
- PVC external corners in packs of 30
- Membrane coated trims for perimeters/upstands

Product	Code	Product	Code
FP883 50 x 50mm Internal Metal Angle	RFFFP883	FF850 PVC Internal Corners	RFFFF850
FP884 50 x 50mm External Metal Angle	RFFFP884	FF851 PVC External Corners	RFFFF851
FP884A 100 x 50mm Internal Metal Angle	RFFFP884A		



Fatrafix Fastener Range

- Tube washers and fixings
- WXT-5.8 fixings for steel/plywood decks
- WBT-6.1 fixings for concrete decks
- Eliminates thermal transmittance – heating and cooling advantages
- High density polypropylene – extremely strong

Product	Code
Fatrafix Fastener Range	Various



F0 Rainwater Outlet Range

- Horizontal and vertical outlets available
- Quick and easy to install
- Flange of Fatra membrane pre-welded to outlet

Product	Code
F0887 Refurbishment Rainwater Outlet with Connector	RFFF0887
F0901 Vertical Rainwater Outlet with Membrane Flange (110mm)	RFFF0901
F0912 Through-wall Outlet (75mm)	RFFF0912



Membrane Butt Straps & Cover Tape

- Manufactured from FF804 / FF810 membrane in various dimensions
- Fatra butt straps can be used to join rolls of membrane or for detailing

Product	Code
FF840 Fatra Membrane Butt Strap	RFFFF840
FF842 Fatra Membrane Cover Tape	RFFFF842

EPDM Flat Roofing – Permaroof



Firestone EPDM Rubber Membrane

- 1.14mm Standard grade EPDM rubber membrane
- 20 year membrane warranty – only available for trained, approved contractors
- Long term flat roof solution
- Can be cut to size in sheets up to 12.2m x 30.5m

Product	Code
EPDM Standard rubber membrane 3.05m x 30.5m Roll	RFPR0017
EPDM Standard rubber membrane 4.57m x 30.5m Roll	RFPR0018
EPDM Standard rubber membrane 6.10m x 30.5m Roll	RFPR0019
EPDM Standard rubber membrane 045 per m ²	RFPR0009



Firestone Heavy Duty EPDM Rubber Membrane

- 1.52mm Heavy Duty grade EPDM Rubber Membrane
- Cut to size in sheets up to 12.2m x 30.5m
- 20 year membrane warranty – only available for trained, approved contractors
- Long term flat roof solution
- Superior durability

Product	Code
1 Piece Rubber Membrane for Flat Roof Waterproofing Solutions	RFPR0010



Firestone Water Based Adhesive

- Sold in 4 different sizes
- Fast easy install times
- Gives superior long lasting bond
- Solvent free

Description	Coverage Rate	Code
2.5 Litre Plastic Tub	8m ² to 10m ²	RFPR0024
5 Litre Plastic Tub	18m ² to 20m ²	RFPR0025
10 Litre Plastic Tub	38m ² to 40m ²	RFPR0022
19 Litre Plastic Tub	80m ² to 100m ²	RFPR0023



Firestone Solvent/Contact Adhesive

- Sold in 4 different sizes
- Fast easy install times
- Gives superior long lasting bond
- Packaged in metal tins

Description	Coverage Rate	Code
1 Litre Metal Tin	2m ²	RFPR0011
2.5 Litre Metal Tin	5m ²	RFPR0014
5 Litre Metal Tin	10m ²	RFPR0015
10 Litre Metal Tin	20m ²	RFPR0012



Quickseam Primer for Firestone EPDM Tapes

- Firestone Quickprime Plus is designed to clean and prime the EPDM Membrane prior to application of Quickseam products. Quickprime Plus must be applied with a Quickscriber Pad and Handle
- 2 sizes available
- Used for priming EPDM for jointing and detailing
- Gives superior long lasting bond
- Packaged in metal tins

Product	Code
1 Litre Tin Quickprime Plus	RFPR0043
3.78 Litre Tin Quickprime Plus	RFPR0044

EPDM Flat Roofing – Permaroof



Firestone EPDM Detailing Tape

- Firestone 9" formflash consists of a 229mm uncured Formflash, factory laminated to Quickseam Tape
- The strip is designed to flash inside and outside pipes, penetrations, drain outlets and any other awkward details
- Semi cured detailing tape
- Moulds and shapes to most angle changes
- Sold by the linear metre or the roll

Product	Code
1 linear metre of tape	RFPR0006
15.25m roll of tape	RFPR0005



Permaroof Flat Roof Edge Trim

- Designed with its own water-check kerb to be used around the perimeter of a flat roof to direct water towards the gutter edge. Polypins are used to fix the trim into the fascia board
- Patented trim design
- Extruded UPVC, available in 2.5m & 3.5m lengths, in both black & white
- A corner joint is also available, used on a 90° bend or where the edge trim meets the gutter trim, providing a neat finished look to the trim system
- Manufactured BSI Quality assured to 99.9% accuracy

Product	Code
2.5m length, 65mm edge trim	RFPR0050
3.5m length, 65mm edge trim	RFPR0051
External Corner Joint to be used with the edge trim	RFPR0054



Permaroof Flat Roof Gutter Drip Edge Trim

- Used along the Gutter edge, it sandwiches the EPDM roofing membrane eliminating penetration when fixing
- 2 part trim sold together, available in 2.5m lengths, in both white & black
- Extruded UPVC
- Patented trim design

Product	Code
2.5m length, gutter trim	RFPR0056



Permaroof Complete Flat Roof Kit

- Kit contains all the materials required to install a Firestone EPDM flat roof
- Kit includes membrane, adhesive and trims (either black or white)
- If your flat roof is attached to brickwork, or has a pipe or corner detail you will need to include additional materials as detailed:
 - Pipe Detail – Add Quickseam pipe flashing
 - Corner or Skylight Detail – Add Quickprime Plus & 9" Formflash
 - Termination to Brickwork – Add Metal Wall Flashing
 - Internal Drain – Add EPDM Drain Outlet

Product	Code
Permaroof Roof in a Box Kit 1 – 3m x 3m	RFPR0060
Permaroof Roof in a Box Kit 2 – 5m x 3m	RFPR0061
Permaroof Roof in a Box Kit 3 – 5m x 4m	RFPR0062
Permaroof Roof in a Box Kit 4 – 6.5m x 4m	RFPR0063
Permaroof Roof in a Box Kit 5 – 7m x 7m	RFPR0064

Green Roofs – Sky Garden

What are Green Roofs?

A roof that is partially or completely covered with vegetation is known as a green roof.

Most green roof systems consist of vegetation, growing medium, filter fleece and drainage layer over a waterproof membrane. Green roofs are available with many different types of vegetation, from wildflowers to trees, and can be installed on new builds or existing roofs at varying levels of pitch.

There are two types of green roof:

- **Intensive roofs:** These systems have deeper substrate and so can support a wider range of vegetation including trees. They are heavier systems and require more maintenance.
- **Extensive roofs:** Lower levels of substrate are needed, creating lighter systems that require minimal maintenance due to their high level of self sufficiency.

Green roofs have many benefits as detailed below and provide an aesthetically pleasing finish to a rooftop.

Benefits of Green Roofs

- **Aid to Planning and BREEAM.** Many green roofs are now specified as a planning condition.
- **Sustainable drainage.** Green roofs can absorb up to 75% of all rainfall over the year .
- **Green roofs offer a habitat for local wildlife** in an urban environment .
- **Sound insulator,** living under a flight path, or heavy rain on a fibre glass roof.
- **Financial.** Green roofs prevent UV damage to the roof membrane, increasing its lifespan.
- **Green roofs offer an amenity and recreational space.**

Sky Garden's Modular System

Sky Garden's modular system is made up of pre-formed cells that easily 'click' together to create a complete green roof system quickly and without fuss. Just lay a protection layer over the roof membrane and start installing the modular system.

Each recyclable polypropylene tray has built-in water retention and includes a filtration layer, growing substrate and sedum blanket grown at our exclusive Sky Garden nursery. An integrated irrigation system is also available within the modular system.

Sky Garden's Modular system is perfect for use on smaller domestic roofs, as well as large commercial projects. Simply place the module trays in position, connect them together and have an instant Green Roof.



Selection of Sky Garden Systems



Sedum Blanket (SGS02)

- System Depth: 103mm
- System Weight (Saturated): 90kg/m²
- System Weight (Dry): 80kg/m²
- Substrate Depth: 50mm
- Pre-grown, regionally produced sedum blanket with 10-12 species



Wildflower Blanket (SGV01)

- System Depth: 133mm
- System Weight (Saturated): 120kg/m²
- System Weight (Dry): 90kg/m²
- Substrate Depth: 80mm
- Pre-grown, regionally produced wildflower blanket with 25-30 species



Bio-Diverse Standard (SGBD03)

- System Depth: 123mm
- System Weight (Saturated): 150kg/m²
- System Weight (Dry): 100kg/m²
- Substrate Depth: 100mm
- Bio-diverse seed mix spread across contoured substrate bed



Green Roof Module (Blanket) (SGM01)

- System Depth: 82mm
- System Weight (Saturated): 100kg/m²
- System Weight (Dry): 80kg/m²
- Substrate Depth: 65mm
- Pre-grown sedum module with 10-12 species



Roof Windows – VELUX Flat Roof Windows



Fixed Double Glazed Flat Roof Window with Clear Protective Polycarbonate Cover and Insulated Kerb

- Innovative VELUX solution for bringing large amounts of daylight through a flat roof (without ventilation)
- Energy efficient with an interior area U_w -value of $1.4W/m^2K$, external surface area U_d -value of $0.72W/m^2K$
- Available in 9 sizes with kerb height of 150mm
- Excellent sound insulation from rain and hail
- Certified to European Security Standards EN 1627-30 and AA fire rated

Product	Code	Product	Code
CFP 060060 S00G 78 x 78	VLXW0304	CFP 090120 S00G 108 x 138	VLXFFR01
CFP 060090 S00G 78 x 108	VLXW0305	CFP 120120 S00G 138 x 138	VLXW0309
CFP 080080 S00G 98 x 98	VLXW0306	CFP 100150 S00G 118 x 168	VLXFFR03
CFP 090090 S00G 108 x 108	VLXW0307	CFP 150150 S00G 168 x 168	VCFPS00G
CFP 100100 S00G 118 x 118	VLXW0308		



Fixed Double Glazed Flat Roof Window with Opaque Protective Polycarbonate Cover and Insulated Kerb

- Innovative VELUX solution for bringing large amounts of daylight through a flat roof (without ventilation)
- Energy efficient with an interior area U_w -value of $1.4W/m^2K$, external surface area U_d -value of $0.72W/m^2K$
- Available in 9 sizes with kerb height of 150mm
- Excellent sound insulation from rain and hail
- Certified to European Security Standards EN 1627-30 and AA fire rated

Product	Code	Product	Code
CFP 060060 S00H 78 x 78	VLXW0270	CFP 090120 S00H 108 x 138	VLXFFR02
CFP 060090 S00H 78 x 108	VLXW0271	CFP 120120 S00H 138 x 138	VLXW0273
CFP 080080 S00H 98 x 98	VLXW0331	CFP 100150 S00H 118 x 168	VLXFFR04
CFP 090090 S00H 108 x 108	VLXW0272	CFP 150150 S00H 168 x 168	VCFPS00H
CFP 100100 S00H 118 x 118	VLXW0330		



Electrically Operated Double Glazed Flat Roof Window with Clear Protective Polycarbonate Cover and Insulated Kerb

- Innovative VELUX solution for bringing large amounts of daylight through a flat roof (with ventilation)
- Energy efficient with an interior area U_w -value of $1.4W/m^2K$, external surface area U_d -value of $0.72W/m^2K$
- Electrically operated with hidden motor, rain sensor and intelligent remote
- Excellent sound insulation from rain and hail
- Certified to European Security Standards EN 1627-30 and AA fire rated

Product	Code	Product	Code
CVP 060060 S06G 78 x 78	VLXW0325	CVP 090120 S06G 108 x 138	VLXVFR01
CVP 060090 S06G 78 x 108	VLXW0326	CVP 120120 S06G 138 x 138	VLXW0328
CVP 080080 S06G 98 x 98	VLXW0327	CVP 100150 S06G 118 x 168	VLXVFR03
CVP 090090 S06G 108 x 108	VLXCV29	CVP 150150 S06G 168 x 168	VCVPS02G
CVP 100100 S06G 118 x 118	VLXCV10		



Electrically Operated Double Glazed Flat Roof Window with Opaque Protective Polycarbonate Cover and Insulated Kerb

- Innovative VELUX solution for bringing large amounts of daylight through a flat roof (with ventilation)
- Energy efficient with an interior area U_w -value of $1.4W/m^2K$, external surface area U_d -value of $0.72W/m^2K$
- Electrically operated with hidden motor, rain sensor and intelligent remote
- Excellent sound insulation from rain and hail
- Certified to European Security Standards EN 1627-30 and AA fire rated

Product	Code	Product	Code
CVP 060060 S06H 78 x 78	VLXW0510	CVP 090120 S06H 108 x 138	VLXW0516
CVP 060090 S06H 78 x 108	VLXW0511	CVP 120120 S06H 138 x 138	VLXW0515
CVP 080080 S06H 98 x 98	VLXW0512	CVP 100150 S06H 118 x 168	VLXW0517
CVP 090090 S06H 108 x 108	VLXW0513	CVP 150150 S06H 168 x 168	VCVPS02H
CVP 100100 S06H 118 x 118	VLXW0514		

Flat Roof Domes – JET COX/Coxdome

Polycarbonate & glass flat roof daylight solutions

Jewson can now supply polycarbonate and glass flat roof daylight solutions as supplied by manufacturer jet-cox.co.uk or contact your local Jewson branch for more information and access to sales support and technical advisors.

- Compatible with all flat roof membrane systems
- Suitable for roof inclinations of up to 15°
- Standard and bespoke sizes available
- Full CE Marking and Building Regulations compliant



Coxdome Trade & Galaxy Range Polycarbonate Roof Lights

- High quality, cost effective roof light
- Available in square, rectangular or circular shapes
- With the option of 3 upstand heights
- There is a choice of double, triple or quadruple skin glazing – clear or obscure
- Glazing is available either spherical or pyramidal
- Can be specified as either fixed, with or without background ventilation or with hinged ventilation
- Galaxy Range 'dome only' options for existing builders kerbs

Sizes	From	To
Various	600mm x 600mm	2700mm x 2700mm



Coxdome Glass Roof Light

- Flat glass unit with a polycarbonate dome
- Available in a choice of 3 upstand heights
- Compatible with the full range of Trade Upstands
- There is a choice of double, triple or quadruple skin glazing – clear or obscure
- Excellent acoustic properties

Sizes	From	To
Various	400mm x 400mm	1400mm x 1400mm



The Coxdome 2000 Range Polycarbonate Roof Light

- The ultimate in roof light design and thermal efficiency
- Concealed high security 'snap' fixings provides a sharp, clean, smooth finish
- Available with double or triple skin – clear or obscure
- Available either fixed or with a choice of two hinged ventilation options
- Remote control wind, rain and temperature sensors are available for specification with the 2000 range

Sizes	From	To
Various	600mm x 600mm	1000mm x 1500mm



Glass Roof Lights with Smoke & Heat Evacuation Vents SHEV units

- A full range of shapes, sizes, configurations and glazing specifications. Please contact Coxdome direct for further details
- Coxdome offer a full range of glass products including the Coxdome Glasslight, Glass Pyramids & Trapezoids



Roof Windows – Fakro



Domed Flat Roof Window Type C

- Durable polycarbonate dome, highly resistant to impacts and adverse weather conditions. Suitable for installation in a roof with a pitch of 0°–15°
- Excellent thermal insulation parameters. Standard P2 glazing unit co-efficient U=1.2 W/m²K
- DEC-C U8 window with passive U8 glazing unit giving heat transmittance co-efficient for the whole window of U=0.55 W/m²K (to EN1873 for 120 x 120cm window)
- Specially profiled covering material under the drip cap of the frame facilitates the finishing of the window connection with the roofing material
- P4 Secure window offers increased levels of security and achieves anti-burglary RC2 class II as per EN1627 (Document Q)

Non-Opening

Product	Code	Product
70 x 70cm DXC-C P2 03K	FK80BC03	70 x 70cm DXC-C P4 Secure 03K
80 x 80cm DXC-C P2 04K	FK80BC04	80 x 80cm DXC-C P4 Secure 04K
100 x 100cm DXC-C P2 07K	FK80BC07	100 x 100cm DXC-C P4 Secure 07K
120 x 120cm DXC-C P2 08K	FK80BC08	120 x 120cm DXC-C P4 Secure 08K

Manually Opened

Product	Code	Product
70 x 70cm DMC-C P2 03K	FK80BL03	70 x 70cm DMC-C P4 Secure 03K
80 x 80cm DMC-C P2 04K	FK80BL04	80 x 80cm DMC-C P4 Secure 04K
100 x 100cm DMC-C P2 07K	FK80BL07	100 x 100cm DMC-C P4 Secure 07K
120 x 120cm DMC-C P2 08K	FK80BL08	120 x 120cm DMC-C P4 Secure 08K

Electrically Opened

Product	Code	Product	Code
70 x 70cm DEC-C P2 03K	FK80BW03	70 x 70cm DEC-C U8(VSG) 03K	FK80CA03
80 x 80cm DEC-C P2 04K	FK80BW04	80 x 80cm DEC-C U8(VSG) 04K	FK80CA04
100 x 100cm DEC-C P2 07K	FK80BW07	100 x 100cm DEC-C U8(VSG) 07K	FK80CA07
120 x 120cm DEC-C P2 08K	FK80BW08	120 x 120cm DEC-C U8(VSG) 08K	FK80CA08

Electrically Opened Quadruple Glazing



Non-Domed Flat Roof Window Type F

- Modern window bonding technology gives a highly aesthetic and innovative design
- An ideal replacement for old skylights that do not meet current thermal insulation requirements. Suitable for installation in a roof with a pitch of 2°–15°
- Profiles are filled inside with insulating material improving energy saving parameters
- A specially profiled covering material under the drip cap of the frame facilitates the finishing of the window connection with the roofing material
- U6 Secure window offers increased levels of security and achieves anti-burglary RC2 class II as per EN1627 (Document Q)

Non-Opening

Product	Code	Product
70 x 70cm DXF DU6 03K	FK80CC03	70 x 70cm DXF DU6 Secure 03K
80 x 80cm DXF DU6 04K	FK80CC04	80 x 80cm DXF DU6 Secure 04K
100 x 100cm DXF DU6 07K	FK80CC07	100 x 100cm DXF DU6 Secure 07K
120 x 120cm DXF DU6 08K	FK80CC08	120 x 120cm DXF DU6 Secure 08K

Manually Opened

Product	Code	Product
70 x 70cm DMF DU6 03K	FK80CE03	70 x 70cm DMF DU6 Secure 03K
80 x 80cm DMF DU6 04K	FK80CE04	80 x 80cm DMF DU6 Secure 04K
100 x 100cm DMF DU6 07K	FK80CE07	100 x 100cm DMF DU6 Secure 07K
120 x 120cm DMF DU6 08K	FK80CE08	120 x 120cm DMF DU6 Secure 08K

Electrically Opened

Product	Code
70 x 70cm DEF DU6 03K	FK80CG03
80 x 80cm DEF DU6 04K	FK80CG04
100 x 100cm DEF DU6 07K	FK80CG07
120 x 120cm DEF DU6 08K	FK80CG08

Roof Lights – Whitesales

Jewson can now supply polycarbonate and glass flat roof daylight solutions as supplied by **Whitesales**. Contact your local Jewson branch for more information and access to sales support and technical advisors.

- Polycarbonate and Glass Flat Roof Daylight Solutions
- Compatible with most flat roof membrane systems
- Suitable for roof inclinations of up to 15°
- Standard and bespoke sizes available
- Full CE Marking and Building Regulations compliant
- Next day delivery for standard items



Polycarbonate Rooflights – Em-Dome Rooflight

- Whitesales Em-Dome Polycarbonate Rooflights – high quality, cost effective rooflight
- Available in square, rectangular or circular shapes and with the option of 3 upstand heights
- Choice of single, double, triple or quadruple skin glazing – available in clear, diffused or HeatReflect
- Dome or pyramid shape option
- Can be specified as either fixed, with or without ventilation, or opening for ventilation or access

Sizes	From	To
Various	400mm x 400mm	1900mm x 2900mm



Glass & Dome Rooflights – Em-View Rooflight

- Whitesales Em-View Rooflights – flat double glazed glass unit covered by a roof dome
- Available in a choice of 3 upstand heights
- Single, double, triple or quadruple skin – clear, diffused or HeatReflect glazing
- Fixed, manual or electric opening options
- Excellent sound insulation and high energy efficiency

Sizes	From	To
Various	600mm x 600mm	1100mm x 1600mm



Polycarbonate Rooflights – Em-Tube Tubular Skylight

- Whitesales Em-Tube Tubular Skylights – Polycarbonate Rooflight double skin with rigid or flexible tube systems.
- Flat and pitched roof options available.
- Comprehensive range of sizes and accessories available from stock.
- Highly effective means of transmitting daylight

Sizes	From	To
Various	350mm diameter	550mm diameter



Polycarbonate or Glass Rooflights – Em-Glaze Modular and Continuous Polycarbonate or Glass Products

Whitesales offer a full range of polycarbonate or glass products including the Em-Vault Barrel Vault, Em-Glaze Ridgelight, Lantern Light, Monopitch and Pyramid Rooflights. Purpose made rooflights are also available.

Various shapes, sizes, configurations and specifications are available.



Liquid Solutions – Bostik



Flexacryl Instant Waterproofer

- Fibre reinforced waterproofing compound
- For emergency repairs or general maintenance
- No primer required
- Brush on one coat straight from the tin
- Can be used in the wet

Product	Code	Product	Code
Grey 5kg	CMLAY105	Black 20kg	CMLAY511
White 5kg	CMLAY108	Grey 20kg	CMLAY104
Black 5kg	CMLAY510		



Flexacryl Solvent-Free Waterproofer

- Contains fibres to bridge cracks or gaps
- Resistant to light showers after 60 minutes
- Brush one coat straight from the tin
- For wet or dry surfaces
- Low odour formulation

Product	Code	Product	Code
Grey 5kg	CMLAY013	Green 5kg	LC175068



Cementone All Weather Sealant

- Low odour, solvent-free formulation
- Highly flexible
- Bonds to wet surfaces
- Absolutely no shrinkage
- Can be overpainted

Product	Code	Product	Code
White 0.29 Litre Cartridge	LC515420	Black 0.29 Litre Cartridge	LC515437
Clear 0.29 Litre Cartridge	LC515413	Brown 0.29 Litre Cartridge	LC515406



Cementone Super Penetration Primer

- For priming roofs before applying bituminous materials
- Use on concrete roofs, cementitious screeds, bitumen felt and mastic asphalt
- Spray or brush on

Product	Code	Product	Code
1 Litre	LDAM4200	5 Litre	CMLAY006
2.5 Litre	LDAM4208	22.5 Litre	CMLAY002



Cementone Bituminous Mastic

- For waterproofing, bedding, pointing, sealing
- Use on mastic asphalt, corrugated iron, cement, slate, copper, concrete and timber
- Trowel on

Product	Code	Product	Code
2.5 Litre	LDAM5402	22.5 Litre	LDAM5404
5 Litre	CMLAY038		



Cementone Bituminous Felt Adhesive

- Cold applied, solvent-borne bituminous adhesive
- Bonds most types of roofing felt
- Use over asphalt felt, metal and concrete
- Brush or squeegee on

Product	Code	Product	Code
2.5 Litre	LDAM6402	22.5 Litre	CMLAY017
5 Litre	CMLAY004		

Liquid Solutions – Bostik



Cementone Brushable Waterproofer

- A solvent based bituminous compound
- For waterproofing all roof surfaces
- Resistant to rain and frost during drying
- Spray or brush on

Product	Code	Product	Code
2.5 Litre	LDAM5509	22.5 Litre	LL155070
5 Litre	LDAM5508		



Cementone Solvent-Free Waterproofer

- A water based solvent free emulsion
- For waterproofing most roof surfaces
- Use as a protective coating on metals
- Spray or brush on

Product	Code	Product	Code
5 Litre	LDAM0003	22.5 Litre	LDAM0004



Cementone Black Waterproofing Paint

- Solvent-borne bituminous paint
- Use as a protective coating
- Use on wood, metal and cement
- Spray or brush on

Product	Code	Product	Code
2.5 Litre	LDAM1703	22.5 Litre	LDAM1705
5 Litre	CMLAY001		



Evostik Flashband

- Grey, self-adhesive flashing tape
- Instant waterproof seal
- Quick and easy to use
- 10 metre roll

Product	Code	Product	Code
100mm wide	RFFGE504	225mm wide	RFFGE509
150mm wide	RFFGE506	300mm wide	RFFGE512



Cementone Aluminium Solar Protector

- A solvent based, bituminous aluminium coating
- Provides a solar protective coating on bituminous coatings and primed steel
- Brush or roller on

Product	Code	Product	Code
2.5 Litre	LDAM1853	22.5 Litre	CMLAY035
5 Litre	LDAM1850		



Cementone White Solar Protector

- A brilliant white, solvent based solar reflective coating
- Quick drying
- For pitched or flat roof surfaces
- Brush on

Product	Code
White 22kg	LDAM9003

3 Cladding & Roofline



Marley Eternit

Cedral Lap is specially designed so that the planks are overlapped when installed creating a traditional, clapper-board aesthetic.

Cedral Lap can be used as part of a building refurbishment or new build development. Ideal for residential properties as well as commercial, Cedral Lap is an ideal complement to other building materials, such as render and brick and looks equally as stunning when used to clad the complete building facade.



Cedral Weatherboard – Cedral Lap

- 3600mm x 190mm x 10mm
- Durable, rot free, long lasting material
- Visual woodgrain appearance of natural timber
- Also available in a smooth finish
- Low maintenance

Colours Available	Code	Other Colours Available
Cedral Lap Weatherboard – White C01	BBWP1910	Silver Grey C51
Cedral Lap Weatherboard – Beige C02	BBWE1910	Pearl C52
Cedral Lap Weatherboard – Grey Brown C03	BBWR1910	Pewter C54
Cedral Lap Weatherboard – Dark Brown C04	BBWD1910	Taupe C55
Cedral Lap Weatherboard – Grey C05	BBWG1910	Sage Green C57
Cedral Lap Weatherboard – Grey Green C06	BBWY1910	Forest Grey C60
Cedral Lap Weatherboard – Cream White C07	BBWC1910	Burnt Red C61
Cedral Lap Weatherboard – Sand Yellow C08	BBWS1910	Violet Blue C62
Cedral Lap Weatherboard – Blue Grey C10	BBWU1910	
Cedral Lap Weatherboard – Atlas Brown C14	BBW11910	
Cedral Lap Weatherboard – Dark Grey C15	BBWJ1910	
Cedral Lap Weatherboard – Slate Grey C18	BBWW1910	
Cedral Lap Weatherboard – Black C50	BBWB1910	
Cedral Lap Weatherboard – Light Oak C104	BBWBMW02	
Cedral Lap Weatherboard – Dark Oak C105	BBWBMW04	

White C01	Beige C02	Grey Brown C03	Dark Brown C04	Grey C05	Grey Green C06
Cream White C07	Sand Yellow C08	Blue Grey C10	Atlas Brown C14	Dark Grey C15	Slate Grey C18
Black C50	Light Oak CL104	Dark Oak CL105	Silver Grey C51	Pearl C52	Pewter C54
Taupe C55	Sage Green C57	Forest Grey C60	Burnt Red C61	Violet Blue C62	

Standard Cladding – Marley Eternit



Cedral Click is the UK's first fibre cement tongue and groove cladding board.

With the same performance benefits as traditional Cedral Lap, Cedral Click planks are fitted together flush, creating a striking modern and contemporary facade.

Cedral Weatherboard – Cedral Click

- UK's first and only flush fitting fibre cement tongue and groove weatherboard system
- 3600mm x 186mm x 12mm
- Durable, rot free, long lasting material
- Visual woodgrain appearance of natural timber
- Will not warp or expand like traditional Timber
- Also available in a smooth finish
- Low maintenance

Product	Code
Cedral Click Board White C01	RFMECL01
Cedral Click Board Beige C02	RFMECL05
Cedral Click Board Grey Brown C03	RFMECL09
Cedral Click Board Grey C05	RFMECL13
Cedral Click Board Cream White C07	RFMECL17
Cedral Click Board Slate Grey C18	RFMECL21
Cedral Click Board Black C50	RFMECC50




Standard Cladding – Freefoam



FC151 Shiplap Board

- 151mm Shiplap Cladding, 5 metre length board
- Smooth PVC-U cladding with an attractive white or woodgrain finish
- Available in White, Woodgrain Rosewood (WGR), Mahogany (WGM), Light Oak (WGO), Black Ash (WGB), Anthracite Grey (WGAG)

Product	Supplier Code
Shiplap Cladding White	FC151
Shiplap Cladding Woodgrain Mahogany WGM	FC151WGM
Shiplap Cladding Woodgrain Light Oak WGO	FC151WGO
Shiplap Cladding Woodgrain Black Ash WGB	FC151WGB
Shiplap Cladding Woodgrain Rosewood WGR	FC151WGR
Shiplap Cladding Woodgrain Anthracite Grey WGAG	FC151WGAG



FV100 Open V Cladding

- 100mm PVC Open V cladding to create an attractive Open V Finish.
- Vented product also available in white • Available in white and woodgrain excluding Black and Irish Oak


Product	Code	Product	Code
Open V Cladding White	FFV1000	Open V Cladding Woodgrain Mahogany	FV100WGM
Open V Cladding Vented White	FV100V FFFV100V	Open V Cladding Woodgrain Light Oak	FV100WGO
Open V Cladding Woodgrain Black Ash	FV100WGB	Open V Cladding Woodgrain Rosewood	FV100WGR



Double Shiplap Board

- 300mm PVC Shiplap cladding to create an attractive double shiplap finish

Product	Code	Supplier Code
Double Shiplap Cladding 300mm	FCD300	TBC
Shiplap Cladding 150mm Vented	FC150VZ	FC150V



Cladding Accessories – suitable for all cladding products

- Range of Cladding Accessories suitable for all cladding products
- Available in Colours; White, Pale Gold (PG), Sand (SAND), Storm Grey (SG), Misty Grey (MG), Slate Grey (SLG), Colonial Blue (CLB), Argyll Brown (AB), Cappuccino (CAP),
- Available in Woodgrain; Rosewood (WGR), Mahogany (WGM), Light Oak (WGO), Black Ash (WGB), Anthracite Grey (WGAG)

Product	Code	Supplier Code
2 Part Internal Edge Trim	TBC	FC301E3
Universal Edge Trim	TBC	FC302E3
2 Part External Corner	TBC	FC304E3
2 Part 'H' Trim	TBC	FC315E3
Starter Trim	FFCF2123	FCF2123
Vented Starter & Closer Trim	TBC	FCD2223
Reveal Liner	FFC219E3	FC219
Multifunction Trim	FCD220E3	FCD220E3
Butt Joint for Shiplap Cladding	TBC	FC210
Butt Joint for Open V Cladding	FFV2090	FV209
Butt Joint for Double Shiplap Cladding	FFCD209E	FCD209E
Butt Joint for Fortex Pro Double Shiplap Cladding	TBC	FCD210E
Butt Joint for Weatherboard Cladding	FFCF209E	FCF209E
Butt Joint for Render Finish Cladding	FFCP209E	FCP209E

Embossed Cladding – Freefoam

Fortex® is a range of innovative exterior cladding products that couple the benefits of low maintenance PVC with a choice of two attractive finishes.

- Authentic embossed wood effect with a stippled render finish
- Double shiplap and weatherboard profiles
- Guaranteed for up to 20 years
- Light to handle
- Easy to fit with matching accessories

FORTEX®
Innovative Cladding Systems




Fortex® Weatherboard

- 170mm weatherboard cladding featuring attractive embossed wood effect finish
- Available in 5 metre lengths x 170mm wide x 7mm thick
- Available in a range of colours

Product	Code
Embossed Weatherboard Cladding 170mm White	FFCF170E
Embossed Weatherboard Cladding 170mm Pale Gold	FCF17EPG
Embossed Weatherboard Cladding 170mm Sand	FCF17ESA
Embossed Weatherboard Cladding 170mm Storm Grey	FCF17ESG
Embossed Weatherboard Cladding 170mm Pale Blue	FCF17EPB
Embossed Weatherboard Cladding 170mm Colonial Blue	FCF17ECB
Embossed Weatherboard Cladding 170mm Argyl Brown	FCF17EAB

See page 137 for Cladding Accessories



Render Finish Flat Cladding

- 250mm embossed with render style finish
- Available in 5 metre lengths x 250mm wide x 7mm thick
- Available in White and Sand

Product	Code
Embossed Render Finish Flat Cladding 250mm White	FFCP250E
Embossed Render Finish Flat Cladding 250mm Sand	FCP25ESA

See page 137 for Cladding Accessories



Embossed Cladding – Freefoam



Fortex® Pro Double Shiplap Cladding

- FCD333 Fortex® Pro cladding is 333mm wide x 9mm thick x 5 metre lengths
- Available in White, Pale Gold (PG), Sand (SAND), Storm Grey (SG), Misty Grey (MG), Slate Grey (SLG), Colonial Blue (CLB), Argyl Brown (AB), Cappuccino (CAP)
- Easy to fit with trims as shown on page 137

Product	Supplier Code
Fortex Pro Double Shiplap Cladding, White	FCD333E
Fortex Pro Double Shiplap Cladding, Pale Gold	FCD333EPG
Fortex Pro Double Shiplap Cladding, Sand	FCD333ESAND
Fortex Pro Double Shiplap Cladding, Misty Grey	FCD333EMG
Fortex Pro Double Shiplap Cladding, Storm Grey	FCD333ESG
Fortex Pro Double Shiplap Cladding, Colonial Blue	FCD333ECLB
Fortex Pro Double Shiplap Cladding, Argyl Brown	FCD333EAB
Fortex Pro Double Shiplap Cladding, Slate Grey	FCD333ESLG
Fortex Pro Double Shiplap Cladding, Cappuccino	FCD333ECAP

See page 137 for Cladding Accessories



Fortex® Double Shiplap Board

- 300mm PVC Shiplap cladding featuring attractive embossed wood effect finish.
- Cladding is available in a 5 metre length
- Available in range of White, Pale Gold and Sand

Product	Code
Embossed Double Shiplap Cladding White	FFCD300E
Embossed Double Shiplap Cladding Pale Gold	FCD30EPG
Embossed Double Shiplap Cladding Sand	FCD30ESA

See page 137 for Cladding Accessories




Roofline Fascia Board – Freefoam

All codes given are for white

Capping Over Fascia Board

Freefoam offer a choice of 10mm capping over fascia boards suitable for covering existing timber products.

Available in Plain, Scalloped Ogee, Square Leg, Flat and Bullnose and a wide range of sizes suitable for any situation or building design. Both systems come complete with matching corners, joiners and end caps, and a selection of roofline accessories to add that finishing touch to any property.



Square Leg Capping Fascia Board

- Features a square edge, 10mm thick, used for 'capping over'
- * Available in woodgrain range excluding Irish Oak ** Available in woodgrain and colour range
- *** Available in colour range

Product	Code	Product	Code
100mm Cover Fascia FW100	FW100ZZZ	250mm Cover Fascia FW250*	FW250ZZZ
125mm Cover Fascia FW125	FW125ZZZ	300mm Cover Fascia FW300*	FW300ZZZ
150mm Cover Fascia FW150*	FW150ZZZ	400mm Cover Fascia FW400**	FW400ZZZ
175mm Cover Fascia FW175**	FW175ZZZ	410mm Double Ended Fascia F410P***	F410P410
200mm Cover Fascia FW200**	FW200ZZZ	450mm Cover Fascia FW450	FW450450
225mm Cover Fascia FW225**	FW225ZZZ	605mm Double Ended Fascia F605P***	FFMF605P



Square Fascia Accessories

- * Available in woodgrain range ** Available in woodgrain and colour range *** Available in woodgrain excluding Irish Oak and colour range **** Available in Leather Brown and Black

Product	Code	Product	Code
300mm Square Joint FWJ**	FFFWJ300	135° Square External Corner FWFXX**	FFFWFX00
300mm Square Corner FWX**	FFFWX300	135° Square Internal Corner FWFXI**	FFFWFX10
600mm Square Double Joint FWJJ**	FFFWJJ00	100mm End Cap FWEC	FFFWEC00
600mm Square Double Corner FWXX***	FFFWXX00	300mm End Cap FWDC**	FFFWDC3000
Internal Corner Square FWXI****	FFFWXI00		



Ogee Fascia Board

- A traditional 'S' curved style, 10mm thick, used for 'capping over'
- * Available in woodgrain range excluding Irish Oak and Rosewood

Product	Code	Product	Code
100mm Cover Fascia FO100	FO100ZZZ	225mm Cover Fascia FO225*	FO225ZZZ
150mm Cover Fascia FO150	FO150ZZZ	250mm Cover Fascia FO250	FO250ZZZ
175mm Cover Fascia FO175*	FO175ZZZ	300mm Cover Fascia FO300	FO300ZZZ
200mm Cover Fascia FO200*	FO200ZZZ	390mm Cover Fascia FO390*	FO390ZZZ



Ogee Fascia Board Accessories

- Accessories to suit Ogee Fascia board * Available in woodgrain range excluding Irish Oak

Product	Code	Product	Code
Ogee Joint FOJ*	FFFOJ000	125° Ext. Ogee Corner FOB	FFFOB125
Ogee Corner FOX*	FFFOX000	135° Ext. Ogee Corner FOFX	FFFOX13
600mm Ogee Double Joint FOJJ	FFFOJJ00	135° Int. Ogee Corner FOFXI	FFFOX10
600mm Ogee Double Corner FOFX*	FFFOX000	Ogee Moulded Corner FBOX*	FFFB0X01
Ogee Internal Corner FOFXI*	FFFOX100		

Roofline Fascia Board – Freefoam

All codes given are for white

Full Replacement Fascia Board

Freefoam offer a wide choice of 16mm – 18mm full replacement fascia and flat boards. Ideal to use when removing existing timber fascia or on any new build property. Available in Square Leg, Bullnose and Ogee styles in a range of sizes from 100mm to 600mm.



Square Leg Replacement Fascia Board

- Full replacement fascia board with square leg style, 18mm thick
- * Available in woodgrain range excluding Irish Oak
- ** Available in woodgrain and colour range
- *** Available in colour range

Product	Code	Product	Code
150mm Replacement Fascia FMS150*	FFFMS150	250mm Replacement Fascia FMS250*	FFFMS250
175mm Replacement Fascia FMS175**	FFFMS175	300mm Replacement Fascia FMS300	FFFMS300
200mm Replacement Fascia FMS200**	FFFMS200	410mm Ended Cover Fascia MS410***	FFFMS410
225mm Replacement Fascia FMS225**	FFFMS225		

See page 140 for Square Fascia Accessories



Magnum Flat Fascia Board

- The magnum flat fascia system has a clean, flat style, 16mm thick fascia board without a return/leg

Product	Code	Product	Code
100mm Flat Fascia 16mm FMF100	FFFMF100	250mm Flat Fascia 16mm FMF250	FFFMF250
125mm Flat Fascia 16mm FMF125	FFFMF125	300mm Flat Fascia 16mm FMF300	FFFMF300
150mm Flat Fascia 16mm FMF150	FFFMF150	600mm Double Ended Joiner FFMJJ	FFFMJJ00
175mm Flat Fascia 16mm FMF175	FFFMF175	600mm Double Ended Corner FFMXX	FFFMXX00
200mm Flat Fascia 16mm FMF200	FFFMF200		



Bullnose Replacement Fascia Board & Accessories

- Full replacement fascia board with round nose style, 18mm thick
- A range of accessories are available to ensure a neat and professional installation

Product	Code	Product	Code
150mm Magnum Duo Fascia FMR150	FMR15000	600mm Double Joint FMRJJ	FMRJJ600
175mm Magnum Duo Fascia FMR175	FMR17500	600mm Double Corner FMRXX	FMRXX600
200mm Magnum Duo Fascia FMR200	FMR20000	Internal Corner FMRXI	FMRXI000
225mm Magnum Duo Fascia FMR225	FMR22500	135° External Corner FMRFX	FMRFX135
250mm Magnum Duo Fascia FMR250	FMR25000	135° Internal Corner FMRFXI	FMRFXI13
405mm Double Ended Fascia FMR405	FMR40500	100mm End Cap FMREC	FMREC100
		300mm End Cap FMRDC	FMRDC300



Ogee Replacement Fascia Board

- Full replacement fascia board with ogee style, 18mm thick

Product	Code	Product	Code
150mm Ogee Fascia FMO150	FFFM0150	250mm Ogee Fascia FMO250	FFFM0250
175mm Ogee Fascia FMO175	FFFM0175	405mm Double Ended Ogee FMO405	FFFM0405
200mm Ogee Fascia FMO200	FFFM0200	Ogee Box End 600x400mm FBOX	FFFB0X00
225mm Ogee Fascia FMO225	FFFM0225		

See page 140 for Ogee Fascia Board Accessories

Roofline Fascia Board – Freefoam

All codes given are for white

Soffit

Soffits are an integral part of the roofline system enclosing and protecting the underside of the roof edge. Freefoam offer a range of soffit products including a solid general-purpose board and an installation friendly tongue and groove hollow soffit. Both are 10mm thick and available in a wide choice of widths and accompanying ventilation accessories.



Hollow Soffit and Trims

- * Available in woodgrain range excluding Irish Oak
- ** Available in woodgrain and colour range
- *** Available in White and colour range

Product	Code	Product	Code
100mm Hollow Soffit F104*	FFF10410	Wall Trim/ F Sec F105***	F105ZZZZ
250mm Hollow Soffit F112**	FFF31225	Joint Trim/ H Sec F106**	FFF106MM
300mm Hollow Soffit F312	FFF31230	Starter Trim/ J Sec F107**	F107ZZZZ
		External Corner Trim F108***	F108ZZZZ



General Purpose Board

- GPB products are particularly useful for deep soffit applications or large box-end construction
- * Available in woodgrain range excluding Irish Oak
- ** Available in woodgrain and colour range
- *** Available in woodgrain and colour range, excluding Irish Oak
- **** Available in colour range
- ***** Woodgrain finish

Product	Code	Product	Code
100mm GP Board GPB100*	FFGPB100	250mm GP Board GPB250*	FFGPB250
125mm GP Board GPB125	GPB125ZZ	300mm GP Board GPB300***	FFGPB300
150mm GP Board GPB150***	FFGPB150	405mm GP Board GPB405**	GPB405ZZ
175mm GP Board GPB175*	GPB175ZZ	450mm GP Board GPB450	GPB450ZZ
200mm GP Board GPB200**	FFGPB200	500mm GP Board GPB500	GPB500ZZ
225mm GP Board GPB225*****	FFGPB225	605mm GP Board GPB605****	GPB605ZZ



Fixings

- Recommended for fixing fascia and soffit to the roofline. Manufactured from A4 marine grade stainless steel, ringshanked profile to provide maximum grip
- ** Available in woodgrain and colour range
- *** Available in woodgrain and colour range, excluding Irish Oak

Product	Code	Product	Code
Plastop Pins 30mm P30***	FFP30WHT	Plastop Nails 40mm N40	FFN40000
Plastop Pins 40mm P40**	P40ZZZZ	Plastop Nails 50mm N50***	FFN50000
Cladpin 30mm CP30	FFCP30MM	Plastop Nails 65mm N65**	FFN65WHT



Colour & Woodgrain Range – Freefoam

Colour

Freefoam is the colour specialist. Manufacturing one of the most technologically advanced colour PVC-U and PVC-UE fascia and soffit ranges Freefoam use their unique patented Colormax® technology to provide ground-breaking colour variety, colour matching and colourfastness.



Colour range available in the following products

10mm Plain Fascia Board

10mm General Purpose Board

10mm Ogee Fascia Board


Hollow Soffit F112 only

18mm Square Leg Replacement Fascia Board



Woodgrain

Freefoam provide an extensive range of woodgrain roofline products in a wide choice of traditional and contemporary colours. Manufactured to last using market leading Renolit Exfol MX foil featuring built in Solar Shield Technology (SST) giving significant benefits and allowing Freefoam to offer a ten year guarantee on all foiled products



Plastic Guttering – Polypipe Rainwater Solutions

Rainwater products comprise of gutter pipe and fittings as well as downpipe and fittings. The gutter system is situated at the edge of the lower course of roof tiles and collects the rainwater run off from the roof. The downpipe system connects to the gutter outlet and channels the rainwater into the drainage point on the ground.

Polypipe rainwater systems are manufactured from PVC and use a mechanical rubber seal as a jointing method. There are various different gutter profiles which offer different rainwater capacities.



Gutter Profiles	75mm Half Round	112mm Half Round	112mm Square	117x75mm Polyflow	130x70mm Ogee	117x75mm Sovereign	150mm Industrial
Maximum Roof Area	19m ²	39-1m ²	52-7m ²	57-1m ²	57-8m ²	70m ²	84-6m ²
Downpipe System	50mm	68mm	65mm	68mm	65/68mm	65/68mm	68mm
Colour Choice	● ● ●	● ● ● ●	● ● ● ●	● ● ● ●	● ● ● ●	● ● ● ●	● ● ● ●
1930s Semi		●	●	○	○		
Terrace		●	○	○	○		
3 Bedroom Detached		○	●	○	○	●	
3 Storey Town House		○	○	○	●	●	
Apartment Block				○	○	○	
Luxury Detached				○	○	●	
Conservatory/Shed	○	●		○		●	
Offices				●			○
Barn/Agricultural				●			○
Warehouse				●			○

Key: ● Recommended ○ Also suitable

Please see in branch for full product range details

Plastic Guttering – OSMA Rainwater Solutions

The OSMA range offers a choice of six rainwater gutter profiles to meet the varying aesthetic, performance and installation requirements for all types of building, from single dwellings to large residential, commercial or industrial premises.



Osma RoundLine

Description


- Osma RoundLine is a 4½"/112mm system
- Suitable for the domestic housing market and utilises 2½"/68mm circular downpipe
- Available in four colours; Black, Grey, White and Brown



Osma SquareLine

Description


- Osma SquareLine is a 4"/100mm system
- Suitable for the domestic housing market and utilises 2¼"/61mm square downpipe
- The system also offers a choice between downpipe installed either flush to the wall or off the wall
- Available in three colours; Black, White and Brown



Osma StormLine

Description


- Osma StormLine is a high capacity, classic ogee profiled system
- For use on larger roof areas e.g. luxury detached houses, apartment blocks and modern office buildings
- 68mm round or 61mm square downpipes are utilised
- Available in Black and White



Osma SuperLine

Description


- Osma SuperLine is a 5"/125mm system
- Suitable for large roof areas or small commercial buildings
- Utilises the 2½"/68mm downpipe from the Osma Roundline range
- Available in Black.



Osma Deepline

Description

- Osma Deepline is a 4½"/112mm semi-elliptical system
- Used in conjunction with Osma Roundline 2½"/68mm downpipe and fittings
- Available in Four colours; Black, Grey, White and Brown



Osma RoofLine

Description

- Osma RoofLine is a 6"/150mm gutter system
- Suitable for large industrial and commercial buildings
- 4"/110mm circular downpipes are used with this system
- Available in Black and Grey.

Please see in branch for full product range details



Steel Guttering Saint-Gobain PAM

PAM – Cyclone NEW Saint Gobain PAM galvanised steel rainwater system

Steel is now increasingly specified for a variety of applications including small domestic dwellings, self-build properties and commercial buildings. It offers an economical metal solution that is high performing and long lasting.

Steel is increasingly used for rainwater applications having many more features and benefits over plastic systems. Steel leaves plastic standing when it comes to product quality, longevity and durability. Where plastic systems can crack and discolour after only a few years Cyclone steel rainwater products remain tough and hardwearing, which ensures decades of performance.

PAM – Cyclone benefits

- Cost effective compared to plastic and extruded aluminium
- UV stable, will not fade, crack or split
- Easy to install, push, clip together
- Lightweight and very strong. Secure against heavy snow and ice
- 4 Standard colours in 3 sizes of gutter and downpipe all in stock
- Minimum maintenance with life expectancy of up to 50 years

PAM – Cyclone features

- Deeper flow half round gutter in sizes 100mm, 125mm and 150mm widths
- Round downpipes 75mm, 87mm and 100mm diameters

PAM – Cyclone colour options

- Black RAL 9011
- Silver Metallic RAL 9006
- White RAL 9002
- Dark Grey RAL 7011

All components are manufactured from galvanised steel which is coated with HBP paint from Swedish steel manufacturer SAAB (HBP = High Build Polyester).

This means Cyclone is designed to withstand extreme British weather conditions and is particularly suitable for coastal applications.

Manufactured to European quality standards EN 612 and EN 1462

Available NOW from a branch near you!



Cast Iron Guttering Saint-Gobain PAM

Cast iron rainwater systems Why choose cast iron?

Strength

- High resistance to impact, accidental damage and vandalism
- Secure against high winds and heavy snow falls (if bracketed in accordance with manufacturers instructions)
- Rigid, able to accommodate the weight of ladders for routine maintenance
- Physical properties of cast iron will be sustained through its life, dependant on adequate maintenance and painting

Appearance

- Retains and enhances the tradition character and aesthetics of the building
- Can be painted any colour to match the building
- Many profiles are available to match all architectural styles
- Enhances the perception of the value to the property

Quiet/noiseless

- Excellent sound deadening qualities, no significant sound of running water
- Will not rattle in high winds
- Will not twist or creak due to temperature changes

Longevity

- Naturally durable up to 100 years
- Minimum structural maintenance is required and only periodic painting required approximately every 7 to 10 years. This will be dependent on location and climatic conditions

Classical Rainwater systems are available in 8 gutter profiles and 3 downpipe designs in various sizes:

Gutter

Half Round	Deep Half Round
Beaded Half Round	Classical Express
Moulded No. 46	Notts Ogee
Ogee	Box Gutter

Downpipe

Round
Square
Rectangular

Classical cast iron rainwater systems are supplied in a black water based primer or in a 'Plus' finish (a high performing semi-gloss topcoat).

The 'Plus' finish is available in black on half round, express and Ogee gutter profiles and circular downpipes and fittings from stock, other profiles in black and colours available to order.

Guttering Accessories – Hedgehog®



Hedgehog® Gutter Brush

- Manufactured in 4 metre lengths using a stainless steel wire core and polypropylene bristles to create a long lasting Hedgehog® brush
- Diameters from 50mm to 200mm available for commercial applications
- 100mm and 125mm brushes available in black, white and brown
- Maintenance FREE – will last for years
- Fitted in minutes, easy to fit and does not require special installation expertise
- Can also be used in pathway drains
- 10 year guarantee

Domestic Applications

Hedgehog® Gutter Brush 100mm Black
Hedgehog® Gutter Brush 100mm Brown
Hedgehog® Gutter Brush 100mm White

Code

HGB4X1BL
HGB4X1BR
HGB4X1WH

Commercial Applications

Hedgehog® Gutter Brush 50mm Black
Hedgehog® Gutter Brush 75mm Black
Hedgehog® Gutter Brush 125mm Black
Hedgehog® Gutter Brush 125mm Brown
Hedgehog® Gutter Brush 125mm White
Hedgehog® Gutter Brush 150mm Black
Hedgehog® Gutter Brush 200mm Black

Code

HGB050BL
HGB075BL
HGB125BL
HGB125BR
HGB125WH
HGB150BL
HGB200BL



Hedgehog® Gutterclip®

- The Hedgehog® Gutterclip® keeps the Hedgehog® Gutter Brush securely in place in gutters within all kinds of challenging environments; low hanging, flat roofed, gutters with no tile nose overhanging and those located in high wind areas
- Sold in packs of 20 and manufactured in a clear plastic, these handy clips fit discreetly onto most gutters and keeps the brush in place for peace of mind
- Usually fitted at 1 metre intervals
- For use with UPVC square and round guttering profiles. Not suitable for some deep flow or classic profiles

Domestic Applications

Hedgehog® Gutterclip® pack of 20

Code

FAGUTBRC



Stop Gutter Clutter!



The amazing

HEDGEHOG

stops leaves & twigs blocking
your gutters & drains



Without Hedgehog



With Hedgehog

- Easy to install
- No continuous maintenance required
- Green Apple Award for sustainability
- Royal Institute of British Architects specified **RIBA # Insight**
- Available in sizes from 50mm up to 200mm
- 10-year guarantee



www.hedgehoggutterbrush.com

Roof Sheets – Ariel Plastics

Vistalux ASB 3" Profile

- Versatile, economic, corrugated roofing and cladding sheet
- Supplied in 3 thicknesses, 0.8mm, 1.1mm, 1.3mm • Cover width = 651mm (actual sheet width 762mm)
- Matches Asbestos profile • UV resistant for durability with 10 year guarantee

Product	Lightweight 0.8mm	Heavy Duty 1.1mm	BS Superweight 1.3mm
1830 (6ft)	RFSHA603	RFSHA613	RFSHA623
2135 (7ft)	RFSHA604	RFSHA614	RFSHA624
2440 (8ft)	RFSHA605	RFSHA615	RFSHA625
2745 (9ft)	RFSHA606	RFSHA616	RFSHA626
3050 (10ft)	RFSHA607	RFSHA617	RFSHA627
3660 (12ft)	N/A	JI123105	RFSHA629

Vistalux ASB 6" Profile

- Versatile, economic, corrugated roofing and cladding sheet
- 6" profile available only in BS superweight, thickness 1.3mm
- Cover width = 1016mm (actual sheet width 1086mm) • Matches Asbestos profile
- UV resistant for durability with 10 year guarantee

Product	Code
BS Superweight sheet 1830mm (6ft) long Ref: 22004	RFSHA633
BS Superweight sheet 2135mm (7ft) long Ref: 22006	RFSHA634
BS Superweight sheet 2440mm (8ft) long Ref: 22008	RFSHA635
BS Superweight sheet 2745mm (9ft) long Ref: 22010	RFSHA636
BS Superweight sheet 3050mm (10ft) long Ref: 22012	RFSHA637
BS Superweight sheet 3660mm (12ft) long Ref: 22014	JI123140

Vistalux C. Iron 8/3"

- Matches corrugated iron profile • Available only in heavy duty, thickness 1.1mm
- Cover width = 608mm (actual sheet width 660mm)

Product	Code
Heavy Duty sheet 1830mm (6ft) long Ref: 21004	RFSHA643
Heavy Duty sheet 2440mm (8ft) long Ref: 21008	RFSHA645
Heavy Duty sheet 3050mm (10ft) long Ref: 21012	RFSHA647

Corolux Miniature Profile

- Available only in lightweight, thickness 0.8mm • Available in both clear and translucent colours
- Cover width = 603mm (actual sheet width = 662mm)

Product	Translucent Sheet	Clear Sheet
1830 (6ft)	JI123160	JI123145
2440 (8ft)	JI123165	JI123150
3050 (10ft)	JI123170	JI123155

PVC Accessories

- Accessories for use with 3" ASB, 6" ASB, 3/8" C Iron and Miniature Profiles
- Eaves fillers are in packs of 6 pieces

Product	Fixings	Flashings	Eaves Fillers
ASB 3" Profile	RFSHA655	RFSHA680	RFSHA676
ASB 6" Profile	JI111530	N/A	RFSHA678
C. Iron 3/8" Profile	RFSHA655	RFA39010	RFA39003
Miniature Profile	RFSHA662	JI111535	RFSHA679

Other Accessories Available

Product	Code
Ariel Sealing Strip 15m Roll Ref: 38011	RFSHA676
3" Adjustable Ridge Clear PVC 1090mm Wide (2 pieces required to make 1 metre ridge)	RFSHA678

Roof Sheets – Ariel Plastics

Coroline

- Manufactured from bitumen saturated organic fibres
- Suitable for use on sheds, garages, stables and agricultural buildings
- Guaranteed waterproof for 15 years • Economical and simple to fix
- Sheet size 950mm wide x 2000mm long x 2.6mm thick

Product	Black	Green	Red	Brown
Coroline Sheet	RFSHA475	JI111970	JI111950	JI111952
Ridge Piece	RFSHA486	JI111975	JI111955	JI111957
Fixings – pack 20	RFSHA487	JI111980	JI111960	JI111960
Fixings – Pack 400	RFSHA488	JI111985	JI111965	JI111965

Onduline

- Slightly heavier and stronger than coroline at 3mm thick • Onduline Verge suitable for use with coroline
- Guaranteed waterproof for 15 years • Economical and simple to fix
- Sheet size 2000mm long x 950mm wide x 3mm thick

Product	Black	Green	Red	Brown
Onduline Sheet	RFSHA800	JI120150	RFSHA802	JI120100
Verge 1100mm w	RFARIOVB	RFARIOVG	RFARIOVR	RFAROVBR
Fixings – pack 20	RFSHA831	JI120190	RFARORF2	RFAOBRF2
Fixings – pack 400	RFSHA830	JI120200	JI120205	JI120195

N.B. Coroline ridges, Eaves Fillers can be used with Onduline
Onduline Verges can be used with Coroline

Corotile

- Innovative lightweight metal roofing system
- Suitable for use on play houses, tool sheds, garden offices, stables, garages and workshops
- Easy to install • Strong and secure with 15 year guarantee • Charcoal grey finish

Product	Code
CTPANEL Corotile Panel – 1123mm length	RFACTPAN
CTBARGE Corotile Barge Covers – 90mm	RFACTBAR
CTRIDGE Corotile Ridge – 340mm	RFACTRID
CTCAP Corotile End Cap	RFACTCAP
CTFIX Corotile Screws and Washers Pack of 10	RFACTFIX

Mardome Trade Dome Rooflights

- Thermally efficient double, triple and glass options with U values as low as 0.9 W/m²K
- Available with a choice of low rise dome or low rise pyramid shaped glazing unit
- Choice of glazing options include clear, opal, bronze and textured polycarbonate
- Trickle and automatic ventilation
- Manual and powered opening
- 150mm sloped multiwall PVC kerb as standard
- Direct fix kerb to fit to existing builders upstand
- Up to 33% more glazing than other rooflights

Sizes	From	To
Various	600mm x 600mm	1800mm x 1800mm



Roof Tiles – Decra®

The Decra® roof system is the ideal roof; the original large format roofing tile, designed to deliver exceptional strength and weather resistance.

Decra® roofing tiles are designed to provide an attractive and economic finish for all types of roof down to 10° pitch. The lightweight roofing system comprises coated, galvanised steel tile panels with the appearance of traditional roof tiles.

Decra® offers a choice of lightweight roof tile profiles, available in a wide range of colours.



Decra® Roofing Tiles

- BS 5534 compliant
- 30% faster to install than concrete or slate tiles
- No dust and no angle grinder required reduces health risks on site
- Economic deliveries – volumetric efficiency of large format tiles
- Fully recyclable – steel construction
- Secured by Design accreditation from the Association of Police Officers (Decra® Plus)
- Flat to pitched roof conversions suitable
- 40 year guarantee (when installed by an Icopal approved roofer)
- BBA, LPCB and NHBC approved
- Zero maintenance, zero landfill and zero extra cost once installed



Decra® Classic

- The traditional and original Classic lightweight roof tile profile

Colour Range

Terracotta Red	Anthracite
Teak	Shiny Black
Brindle	



Decra® Plus

- Constructed from heavy gauge steel, 0.9mm thick, which is highly impact resistant
- Ideal for buildings that suffer a high degree of vandalism

Colour Range

Terracotta Red	Anthracite
----------------	------------



Decra® Elegance

- Our stylish Elegance tiles come in a Satin or High Gloss finish
* special order only

High Gloss

High Gloss	Satin
Elegant Black	Terracotta Satin
Bordeaux*	Graphite Satin
Green*	Mocca Satin



Decra® Stratos

- A simple, linear accented design, which in grey provides the appearance of a slate roof

Colour Range

Anthracite	Pepperstone	Teak
------------	-------------	------



Decra® Oberon

- Offers the same appearance as traditional, natural clay plain tiles and shingles

Colour Range

Bark	Eclipse	Sunset
------	---------	--------

A comprehensive choice of roofing accessories, including eaves, ridge and tile ventilators, completes the system which is totally dry fixed throughout.

Roof Sheets – Marley Eternit



Profiled Sheet – P6

- UK manufactured
- Rust, rot and corrosion free
- Minimum 5° pitch
- Excellent acoustic and thermal insulation
- Fibre cement is a 100% recyclable building material

Colour Range

Black	Tawny Brown
Blue	Brown
Cloud Grey	Bracken
Gunmetal Grey	Sherwood
Laurel Green	Anthracite
Van Dyke Brown	Natural Grey



Profiled Sheet – P3

- Only UK manufactured fibre cement corrugated sheets
- Rust, rot and corrosion free
- Excellent acoustic and thermal insulation
- Fibre cement is a 100% recyclable building material

Colour Range

Black	Tawny Brown
Blue	Brown
Cloud Grey	Bracken
Gunmetal Grey	Sherwood
Laurel Green	Anthracite
Van Dyke Brown	Natural Grey



Tool Bank



Lead Dressers

- Specially designed for use on sheet lead, copper, zinc, aluminium etc.
- Made with sufficient lift to clear users knuckles
- Manufactured from economically priced beech timber, ideally suited to these tools

Description	Code
Monument Tools Beechwood Dresser No.2 Face 2" x 7"	PBZTL025
Monument Tools Beechwood Dresser No.3 Face 2 1/4" x 7 1/2"	PBZTL326
Monument Tools Beechwood Dresser No.4 Face 2 3/8" x 8"	THMON736
Monument Tools Beechwood Dresser No.5 Face 3" x 9"	THMONB37



Dressing Sticks

- Designed for the moulding and shaping of lead sheet
- Manufactured from economically priced beech timber, ideally suited to these tools

Description	Code
Monument Tools Beechwood Bending Stick MON747	THMONB47
Monument Tools Beechwood Bossing Stick MON748	THMONB48
Monument Tools Beechwood Setting In Stick MON749	THMONB49



Lead Knife

- Hooked heavy bladed knife that features a strong wooden handle for added grip.
- Ideal for use when cutting lead
- Blade length is 150mm (6")
- The blade is heat treated to give a longer life

Description	Code
Monument 1027L Lead Knife MON1027	THMON102



Edma Mat Slate Cutter

- Plier action roof slate tile cutter with spring loaded handles
- Will cut slate up to 7mm thick
- Also available with a slate hole punch which operates by closing the handles

Description	Code
EDMA Mat Coup Slate Cutter EDM0320	THEDA05A
EDMA Mat Slate and Punch Cutter EDM0310	THEDA005



Slaters' Axe

- For trimming roof slates to size
- The slate cutting axe blade incorporates a spike for creating nail holes
- The handle is covered with a rubber grip for comfort

Description	Code
Faithfull Slaters' Axe - Right Hand FAISARH	THCRL332
Faithfull Slaters' Axe - Left Hand FAISALH	THCRL330

Roofing Tools – Tool Bank



Slaters' Hammer

- A pointed pick at one end for making holes in slates and a claw in the centre of the head for pulling nails
- On the opposing end is a rectangular striking head.

Description	Code
Faithful Steel Shafted Slaters' Hammer FAISSSH	ETIK3424
Faithful Hickory Shafted Slaters' Hammer FAIHS	THFAIR11



Slaters' Ripper

- For sliding under slates to pull out or shear fixing nails prior to replacing with new slates
- Ideal for removing slates without lifting them

Description	Code
Faithfull Slaters Ripper FAISR1	THFAISR1
Roughneck Slaters Ripper - One Piece Forged ROU64462	TRN64462
Roughneck Slaters Ripper ROU6545	TRN65450



Sievert Turbo Roofing Gas Torch

- A heavy-duty burner ideal for drying, bitumen laying and detail work on roofs
- The kit comes complete with either 4 or 10 metres of hose and a hose failure valve
- The burner and steel neck-tube are fixed to the handle and are not interchangeable
- Turbo Roofing Kit supplied with 500mm Neck Prohandle

Description	Code
Sievert Turbo Roofing Kit with 4m Hose PRM3460KIT	THPRM346
Sievert Turbo Roofing Kit with 10m Hose PRM3460KIT10	THPRM36K



Sievert Detail Roofing Gas Torch

- A heavy-duty burner ideal for drying, bitumen laying and detail work on roofs
- The detail kit is ideal for engineering and detailing work
- The kit comes complete with a 4 or 10 metre hose and a hose failure valve
- The burner and steel neck tube are fixed to the handle and are not interchangeable
- Detail Roofing Kit supplied with 180mm Neck Tube

Description	Code
Sievert Detail Roofing Kit with 4m Hose PRM3444KIT	THSIEDRK
Sievert Detail Roofing Kit with 10m Hose PRM3444KIT10	THPRM34K



Sievert LPG Boiling Ring

- Single cast iron LPG Boiling Ring

Description	Code
ASBR Single Cast Iron LPG Boiling Ring PRMASBR	TPRMASBR

VELUX®

Roof Windows and Blinds

- High quality
- Easy to install
- Full range of Velux blinds
- Available online



jewsontools.co.uk/velux

- Collect from over 600 branches nationwide
- FREE home or site delivery*
- Pay by credit/debit card or book it to your Jewson credit account†
- PLUS Thousands of tools available – from hand tools to power tools

**Go to jewsontools.co.uk
to see our latest offers**

* Free delivery on all orders over £50 inc. VAT
† Subject to available credit, standard security checks apply

JEWSON
Tools Direct

TOOL HIRE

0230 Conveyor Tile Hoist – Petrol 8m



0240 Conveyor Tile Hoist – Electric 8m



Loads tiles, fittings, felt, bricks, blocks, mortars etc. Quick to erect and easily repositioned by two men, even on difficult sites. Continuous action. Powered reverse for stripping salvage.



Full range scaffolding, towers, ladders etc available.

We offer a range of sizes as well as roll on, roll off solutions to cater for all requirements.



Reserve online

- ▶ Same massive range available
- ▶ Order any time, all year round
- ▶ Simple process, takes two minutes – no need to register
- ▶ Orders processed during office hours Monday to Friday, delivered next day

visit jewson.co.uk/toolhire



**RESERVE
ONLINE
AND SAVE
30%**

Kitchens

Choose from two ranges exclusive to Jewson. 'By Design' is our premium range that offers the perfect mix of style and luxury. Our 'Studio' range offers great value, affordable kitchens from stock within 48 hours.

To find your local showroom, visit jewsonkitchens.co.uk



Services available on selected lines only.



Bathrooms

Our 'Studio' bathrooms are available at all our branches within 48 hours.

For an even wider choice, visit jewson.co.uk/bathrooms and find your nearest showroom.



Timber Cutting



Products and services are subject to availability.

All our mills offer sheet material and timber cutting services, plus our larger mills have moulding machines capable of planing timber and producing bespoke profiles to your specifications.

Treated timber is available at all branches and a number of branches also have in-house treatment facilities.

Delivery


Our extensive fleet delivers direct to you, your site or your customer, in most cases within 24 hours. Many vehicles are also equipped with crane off-load facilities.



Specialist Advice



For product information or the latest legislation, talk to our trained experts. Pick up a brochure in branch or download our catalogues at jewson.co.uk/brochures



Paint Mixing



Over 10,000 colours to choose from – every finish you could need, including matt, gloss, silk and undercoat for interiors or exteriors. See your local branch for availability.

Tool Hire

All the branded tools you need to get the job done quickly and safely. From specialist tools and access equipment, to excavators and landscaping machinery.

On page 157 you'll find a selection of our tool hire products available to order online or in branch.

Visit jewson.co.uk/toolhire to see the full range.



Chain of Custody

Chain of Custody certified timber products are available at all Jewson branches

For full details visit jewson.co.uk/coc



JEWSON

All photographs have been used as a guide only and may not be accurate in detail or colour. Please refer to your local Jewson branch for more detailed information. Stock may vary from branch to branch and is subject to availability. In the interest of continuing design, development and product improvements, we reserve the right to change colours, design and specifications without prior notice. Whilst every care is taken in the production of this brochure, and the information contained in this brochure is believed to be correct and complete at the time of printing, Jewson cannot be held responsible for any errors or omissions. This brochure is an invitation to treat and does not form part of a contract of sale. All goods are sold subject to Jewson Limited Terms & Conditions of Sale (a copy of these are available in any Jewson branch or located online at jewson.co.uk/about-us/legal-policies). Jewson Limited reserves the right to alter, amend or withdraw goods and prices in whole or in part without prior notice at any time, and shall not be responsible for any losses (including consequential loss, such as loss of profit, business or goodwill) incurred as a result of these changes. Delivery charges may apply to remote areas and non-mainland UK.

With an extensive network of 87 roofing branches across the UK, Jewson now offers a complete solution for all your roofing needs; everything from slates and tiles to flat roofing systems and accessories to suit.



A Saint-Gobain brand



JSN1609