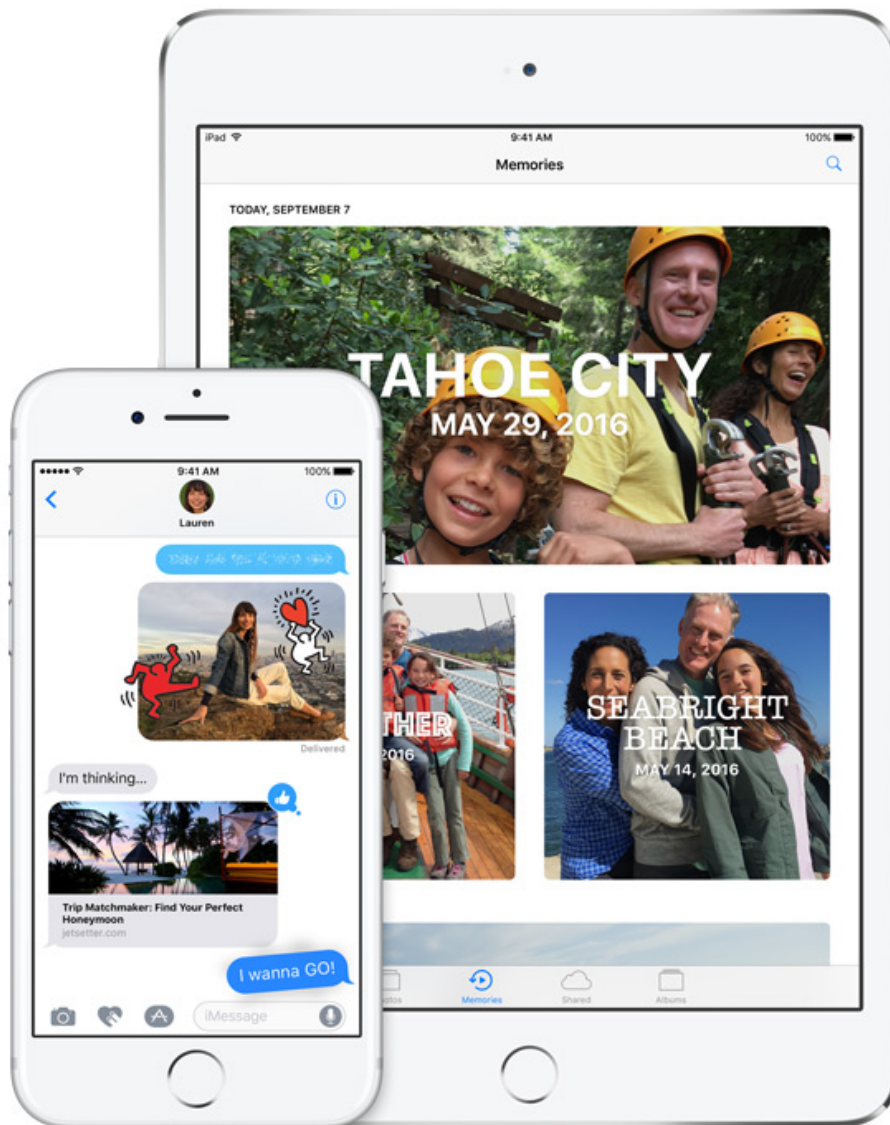


From: **Apple** News@InsideApple.Apple.com
Subject: iOS 10. This is big.
Date: October 8, 2016 at 4:29 AM
To: jlseigel@yahoo.com



iOS 10

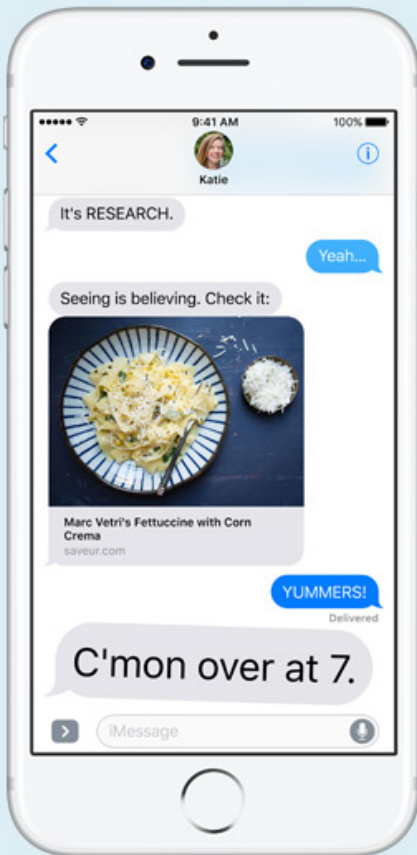
Do more. Say more. Play more.



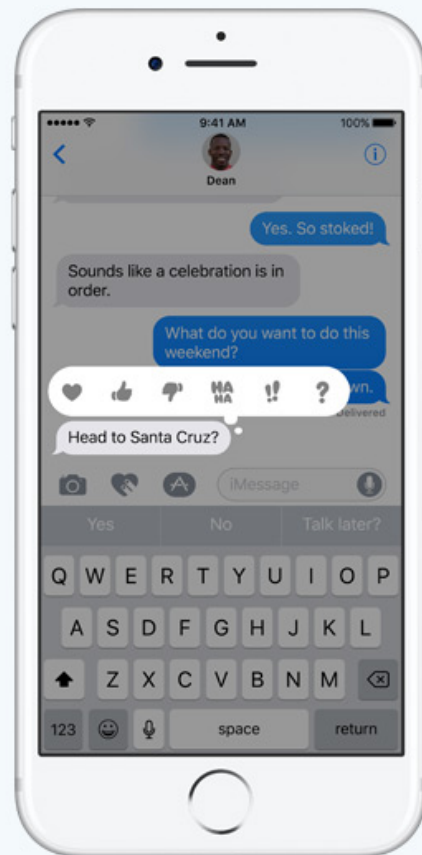
You've got the most powerful iOS ever on your iPhone. Here are some of the amazing new things you can do with it.



Make your messages stand out with bubble effects. In the Messages app, type your message or insert a photo, then touch and hold . Tap to preview the bubble effect you'd like to use. Then tap to send.





Reply to texts quicker with Tapback. When you receive a text message, just double-tap the message to select one of six quick responses. You can like messages, dislike them, love them, and more.



Put a sticker on it. In Messages, tap then tap to access the

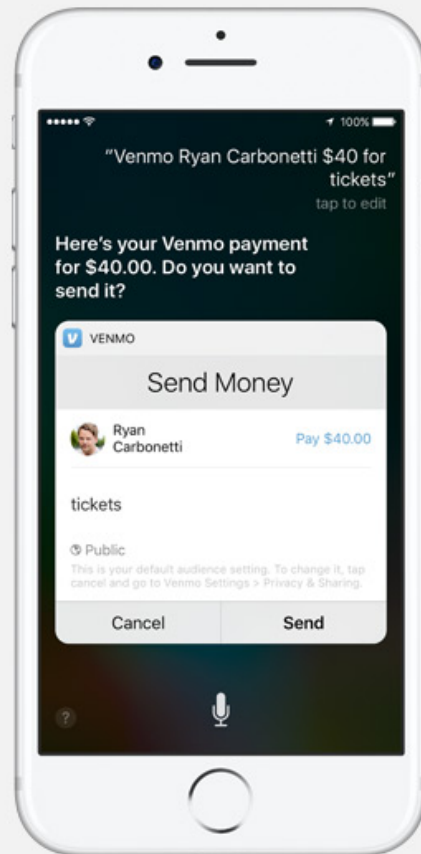


Send money with Siri. Siri now works with your favorite apps

tap , then tap  to access the App Store for iMessage and download a sticker pack. Tap a sticker to send it like a photo. Or touch and hold a sticker to drag it over texts, photos, or other stickers.



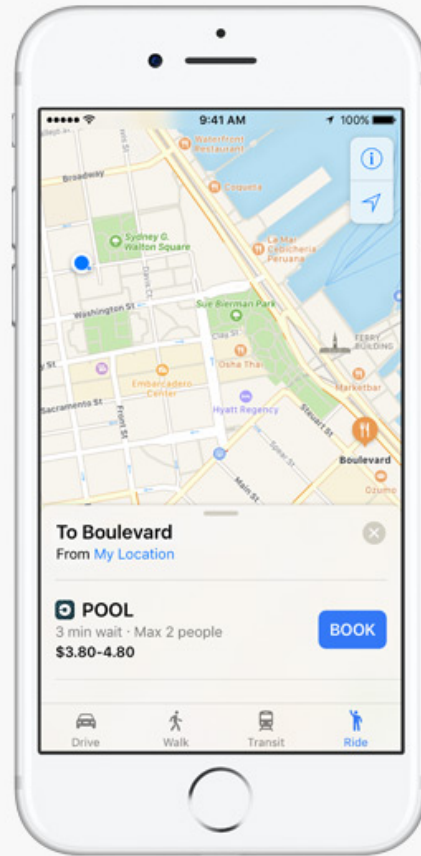
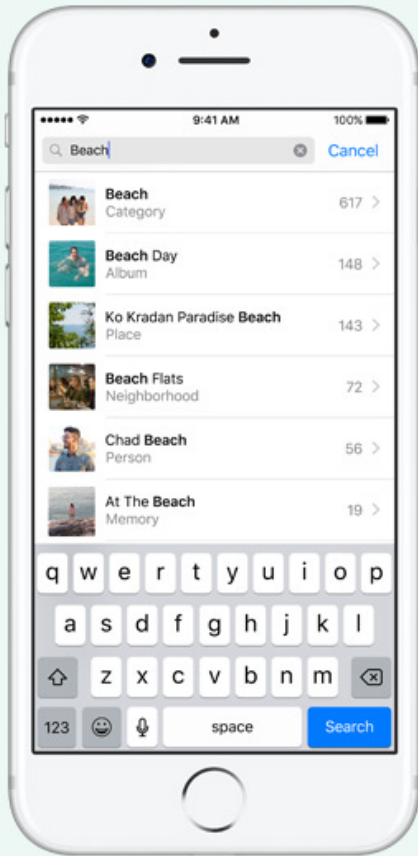
works with your favorite apps. Which means you can do things like send money by saying, “Hey Siri, Venmo Ryan Carbonetti \$40 for tickets.” Use Siri for messaging, photo searches, ride booking — you name it.



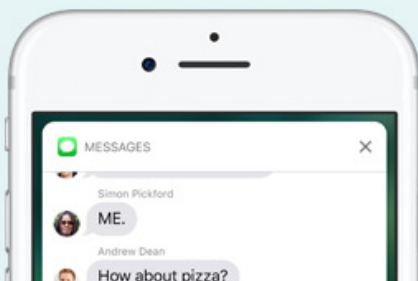
Search photos by mountains, flowers, animals, and more. In the Photos app, tap the search icon. Then type exactly what you're looking for. You can search for all kinds of scenes and objects, like beaches, cars, dogs, and much more.



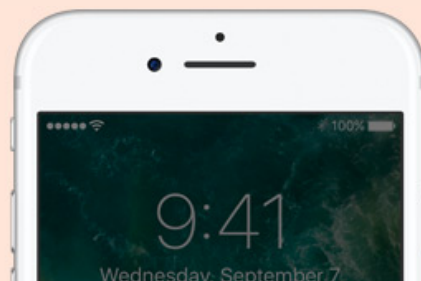
Book a ride in Maps. Type in a destination and then tap the Directions button. Next, tap the Ride icon in the lower-right corner. You'll see car options, wait times, and pricing from ride-booking apps you've already downloaded, like Uber and Lyft.¹

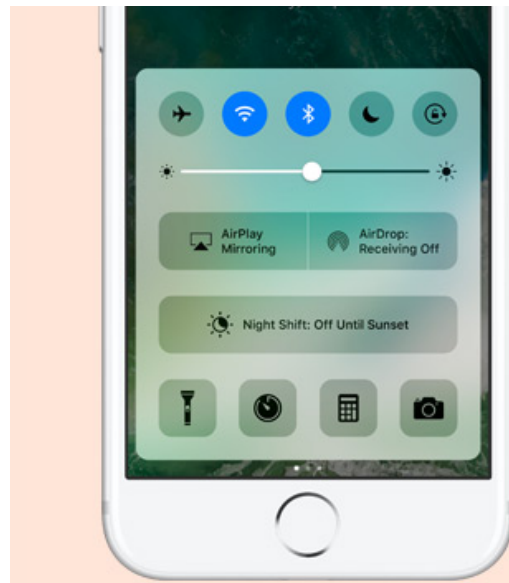


Respond to notifications from the Lock screen. Using 3D Touch, press a little harder on your messages to respond without having to leave your notifications. You can also use 3D Touch to reply to Calendar invitations.²

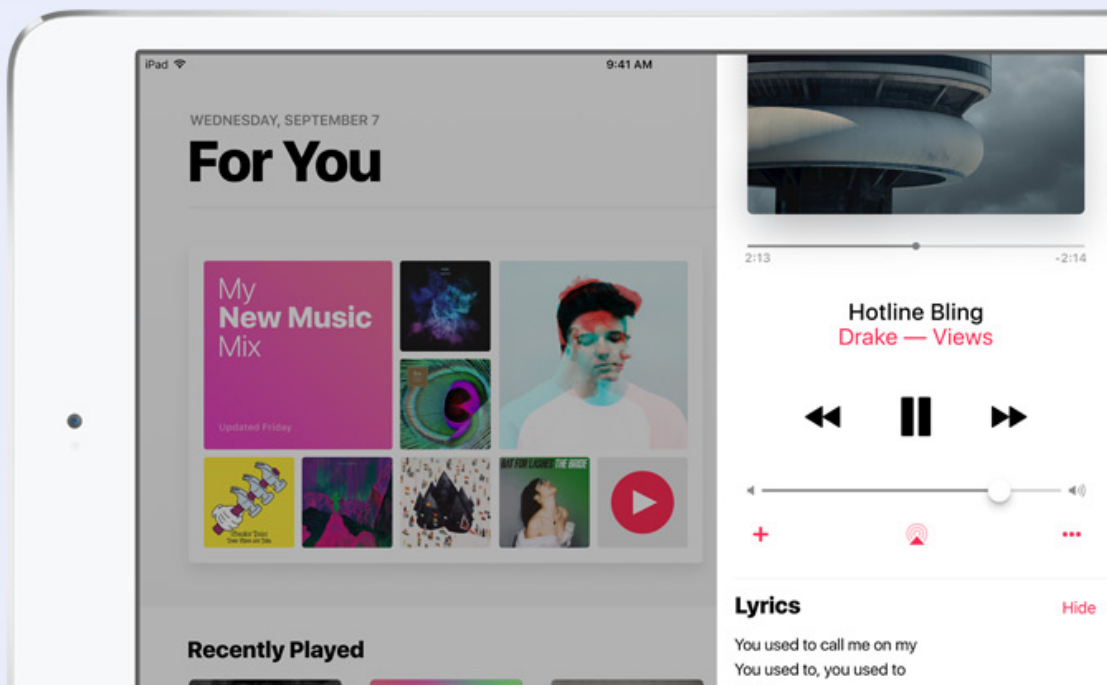


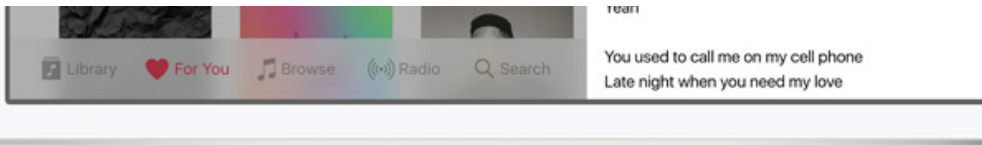
Swipe for faster access to what you use most. Pick up your iPhone to wake it,³ then swipe left to bring up your camera. Swipe right for the Today view. Swipe down from the top to see notifications. Or swipe up from the bottom to access the enhanced Control Center.





See the lyrics to all your favorite songs. While listening to a song in the Music app, tap or swipe up on the player at the bottom of the screen to open Now Playing. Scroll down to the Lyrics section, then tap Show.





See what else is new in iOS 10.

[Learn more >](#)

[Shop Online](#) | [Find a Store](#) | [1-800-MY-APPLE](#) | [Get the Apple Store App](#)

1. Ride-booking extensions in Maps are supported on iPhone 5 or later.
2. Rich notifications are available on iPhone 5s or later, iPad Pro, iPad Air or later, and iPad mini 2 or later.
3. Raise to wake is available on iPhone SE and iPhone 6s or later.

See www.apple.com/ios/ios-10 for iOS 10 compatible devices.

Some features, applications, and services are not available in all areas. [Click here](#) to see complete list.

TM and © 2016 Apple Inc. 1 Infinite Loop, MS 96-DM, Cupertino, CA 95014.

[All Rights Reserved](#) | [Privacy Policy](#) | [My Apple ID](#)

If you prefer not to receive commercial email from Apple, or if you've changed your email address, please [click here](#).