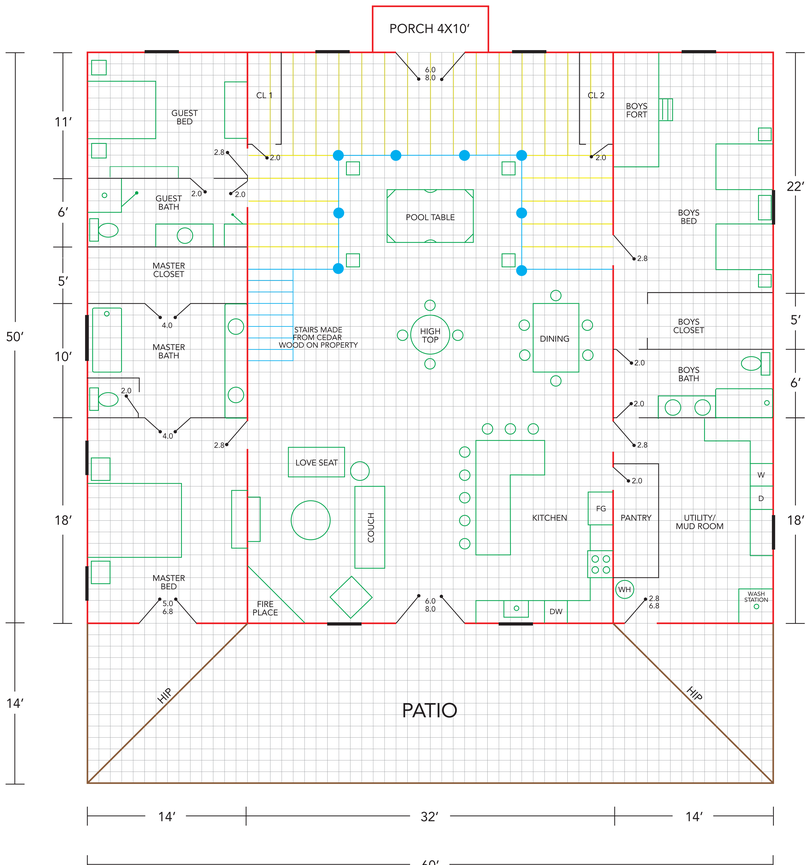

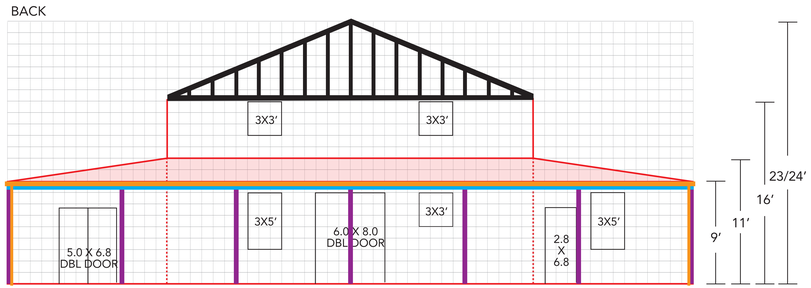

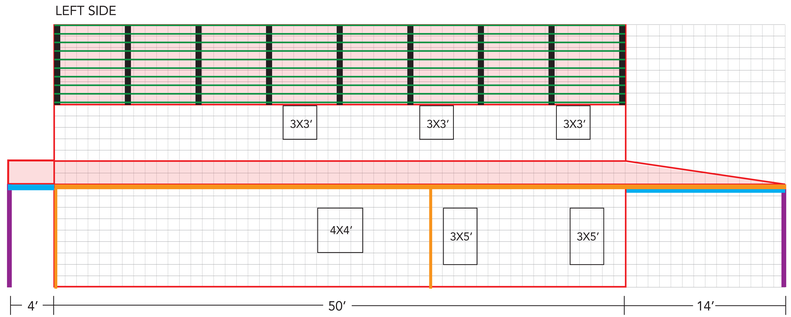

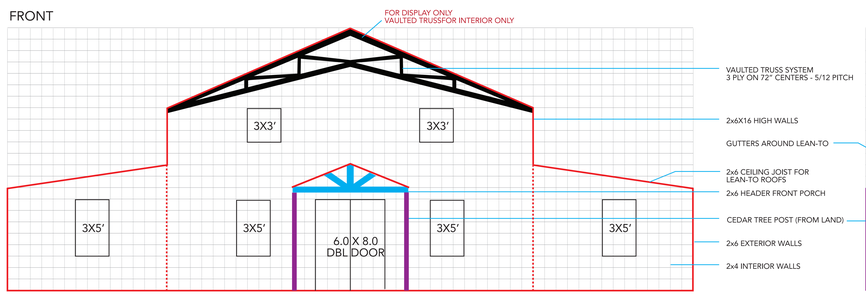

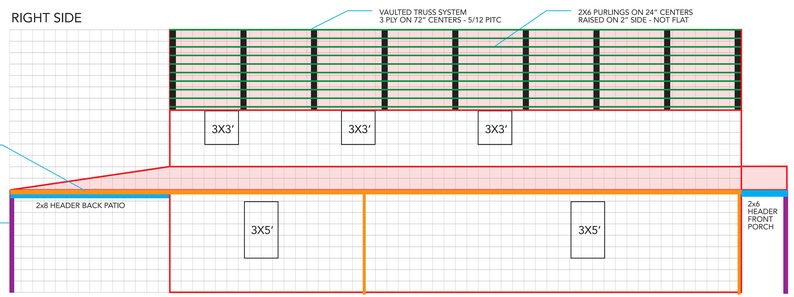

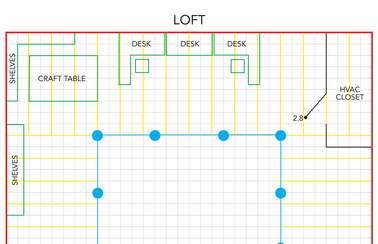

RAW CEDAR TREE POST (SUPPLIED FROM LAND)

2x10 CEDAR WOOD BEAMS (SUPPLIED FROM LAND)

2x8 FLOOR PINE JOIST

BOTTOM OF LOFT FLOOR JOIST WILL NEED TO BE 9′ OFF THE BOTOM FLOOR TO ALLOW FOR THE 8′ DOOR.

WITH A 10″ FLOOR JOIST THAT SHOULD GIVE US 6-7′ HEAD CLEARANCE AT THE WALL COMING UP THE STAIRS.

=1′



PRE-BUILT TRUSS
2 PLY WITH 2" SPACE BETWEEN ON EACH END FOR SIDING NAILER
THESE WILL BE INSTALLED ON FRONT AND BACK ONLY

SPECIAL NOTES

1. INSTALL ZIP SYSTEM ON ALL EXTERIOR WALLS
2. 2X6 PERLINGS ON ROOF TRUSS SET VERTICAL ON 2" SIDE TO ALLOW FOR SPRAY FOAM INSULATION CAVITY
3. ALL EXTERIOR WALLS AND ROOF WILL BE METAL VERTICAL SIDING
4. CEDAR WOOD POST AND HEADERS FOR PATIO/PORCH WILL BE SUPPLIED FROM TREES ON PROPERTY
5. ALL INTERIOR WALLS WILL BE 2X4 EXCEPT FOR THE HIGH 16′ CENTER WALLS DIVIDING CENTER COMON AREA FROM BEDROOMS WHICH WILL BE 2X6 AS WELL AS EXTRIOR WALLS
6. CONCRET FOOT PRINT IS 60X64. KEEP THE CENTER COMON AREA A TRUE 32′ WIDE OPENING. TAKE THE LENGTH OUT OF THE ROOMS ON EACH SIDE DUE TO 2X6 WALL STUDS.