




PRINTER SUPPORT
PHONE NUMBER

Printer Support Phone Number

How to Replace an Empty Ink Cartridge
in HP Printer?

1-844-240-4732



www.printersupportphonenumber.com

How to Replace an Empty Ink Cartridge in HP Printer?

Write down the printer brand and model number. You will need to know both in order to find the correct replacement ink cartridges. If you can't find the model number, check the documentation that came with your printer.

For your US HP Deskjet 1010 series Printer you need [HP 61](#) or [HP 61XL](#) cartridges



www.printersupportphonenumber.com

1-844-240-4732

Step one: Replace the cartridges

1. Press the Power button to turn on the printer, if it is not already turned on.
2. Load plain white paper into the input tray.

3. Open the cartridge access door on the front of the printer. Wait until the cartridge access door has moved to the center of the printer before continuing.

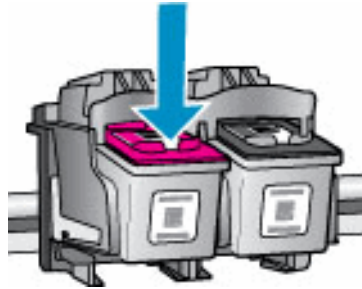


age moves to the center of the
lent before continuing.

Continue.....

4. Lightly press down on the cartridge to release it, and then pull the cartridge out of its slot.

Figure 2: Remove the cartridge




5. Remove the new cartridge from its packaging, and then pull the orange tab to remove the plastic tape.

CAUTION:

Do not touch the copper-colored contacts or the ink nozzles. Touching these parts can result in clogs, ink failure, and bad electrical connections.

6. Hold the cartridge by its sides with the nozzles toward the printer, and then insert the cartridge into its slot. Make sure that the cartridge is inserted in the correct slot.

- The tri-color cartridge () goes in the slot on the left.



Continue.....

7. Push the cartridge forward into its slot until it snaps into place.

8. Repeat these steps to replace the other cartridge, if necessary

9. Close the cartridge access door.

10. Follow any prompts on the screen.

11. Wait about 30 seconds for the alignment page to automatically print.

NOTE:

The printer prints an alignment page automatically only when a new cartridge has been installed.



1-844-240-4732

Thanks for Watching



www.printersupportphonenumber.com

Email: info@printersupportphonenumber.com

Call our HP Printer Toll Free Number 1-844-240-4732