

## Comparison of various PEMF devices

Institute of Microcirculation – Berlin, Germany 20.2.2013

Test device	Device name
Control	BEMER Classic
Test device 1	Magneter
Test device 2	Impulser
Test device 3	Terramagnon
Test device 4	SENTIPLUS
Test device 5	IMRS

- **Sample size n = 12**

GP care with no pathology, exposure to moderate chronic stress and infection

- **Physical data regarding the test subjects**

Means and standard deviations

Age in years  $51.6 \pm 1.4$

Weight in kg  $79.6 \pm 3.7$

Height in cm  $175.2 \pm 9$

- **Regarding use of the test appliances**

Control BEMER system 2 x daily 8 min spaced 2 h, mat, level 3

Test appliances 1 - 5 according to manufacturer specifications with comparable or similar application.

- **Treatment interval day 1 to 3.**

**Measurement interval 5 days.**

Day 0 – Determine the output values one day before the first treatment.

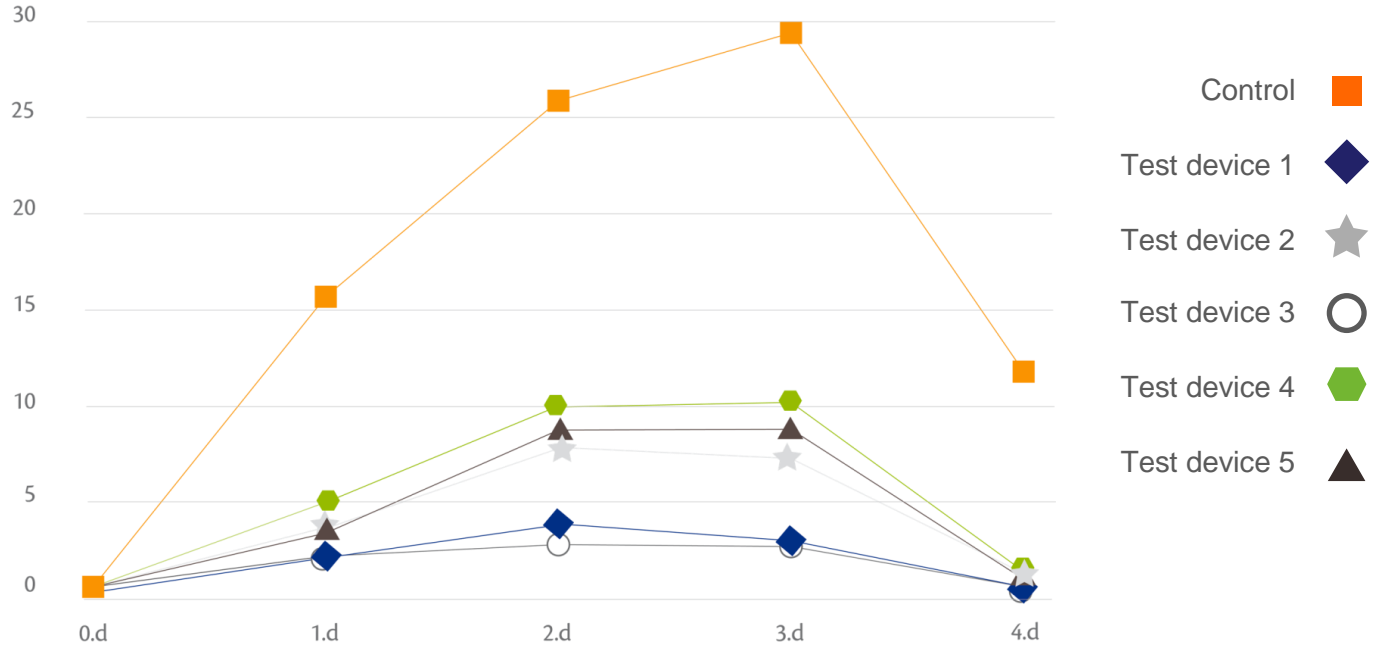
Days 1, 2 & 3 – Collect measurement immediately after the second treatment on each treatment day.

Day 4 – Residual effect.

# Venular oxygen utilization

Target tissue :: intestines

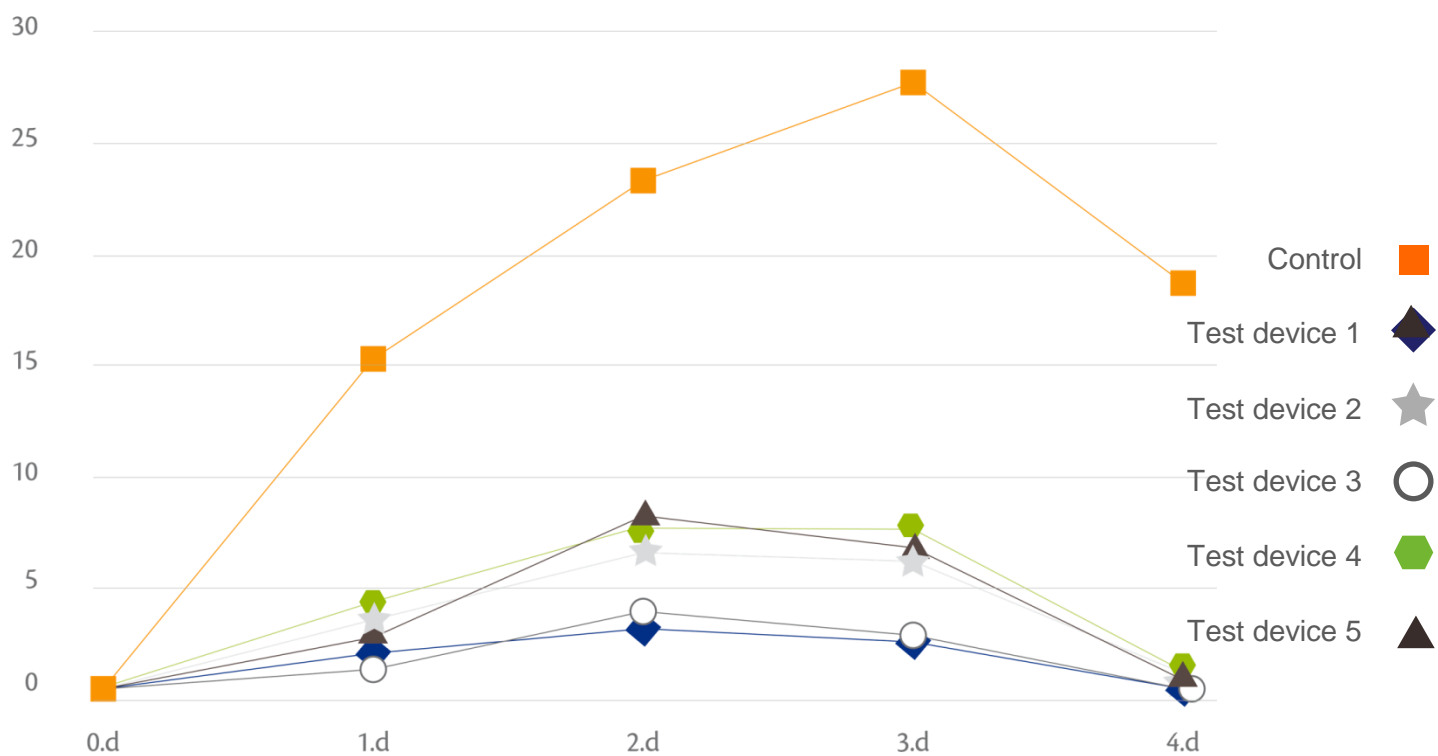
[changes in %]



# Number of blood cell-perfused nodal points

Target tissue :: intestines

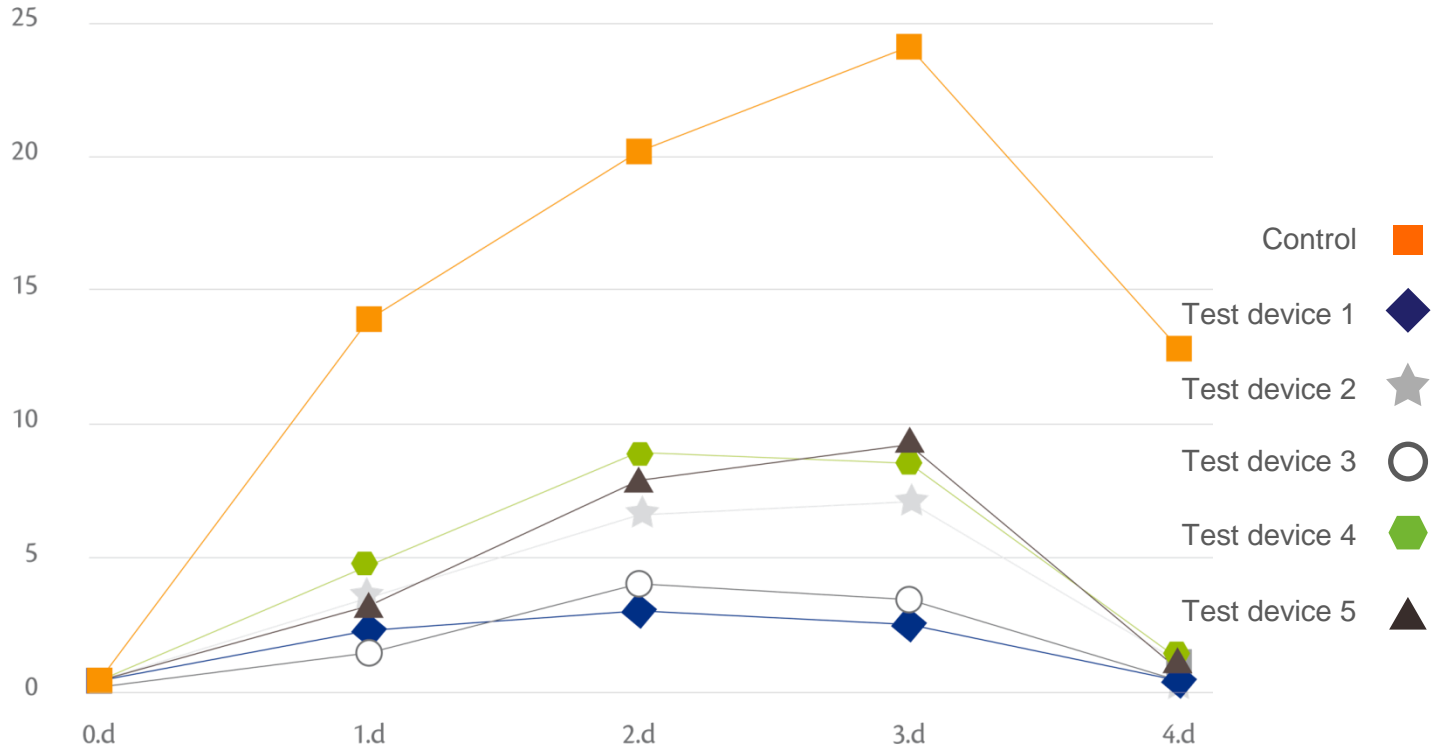
[changes in %]



# Venular flow

Target tissue :: intestines

[changes in %]



# Initial lymph flow

Target tissue :: intestines

[changes in %]

