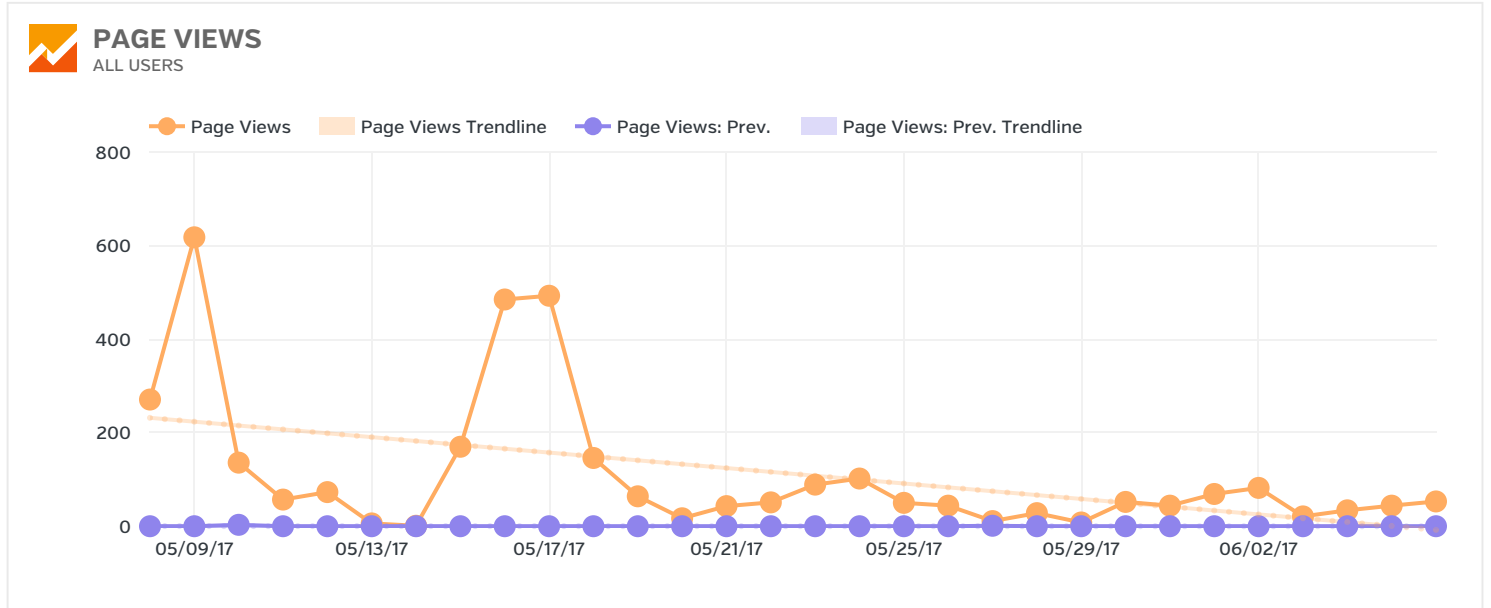
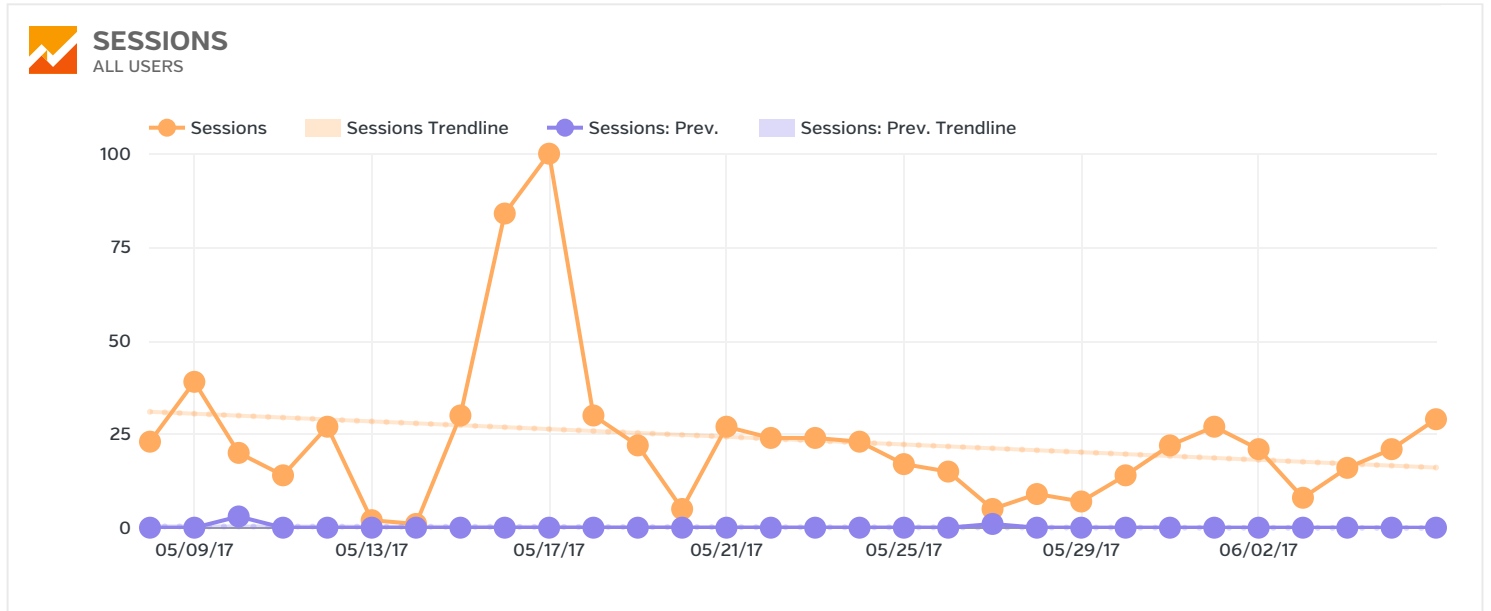
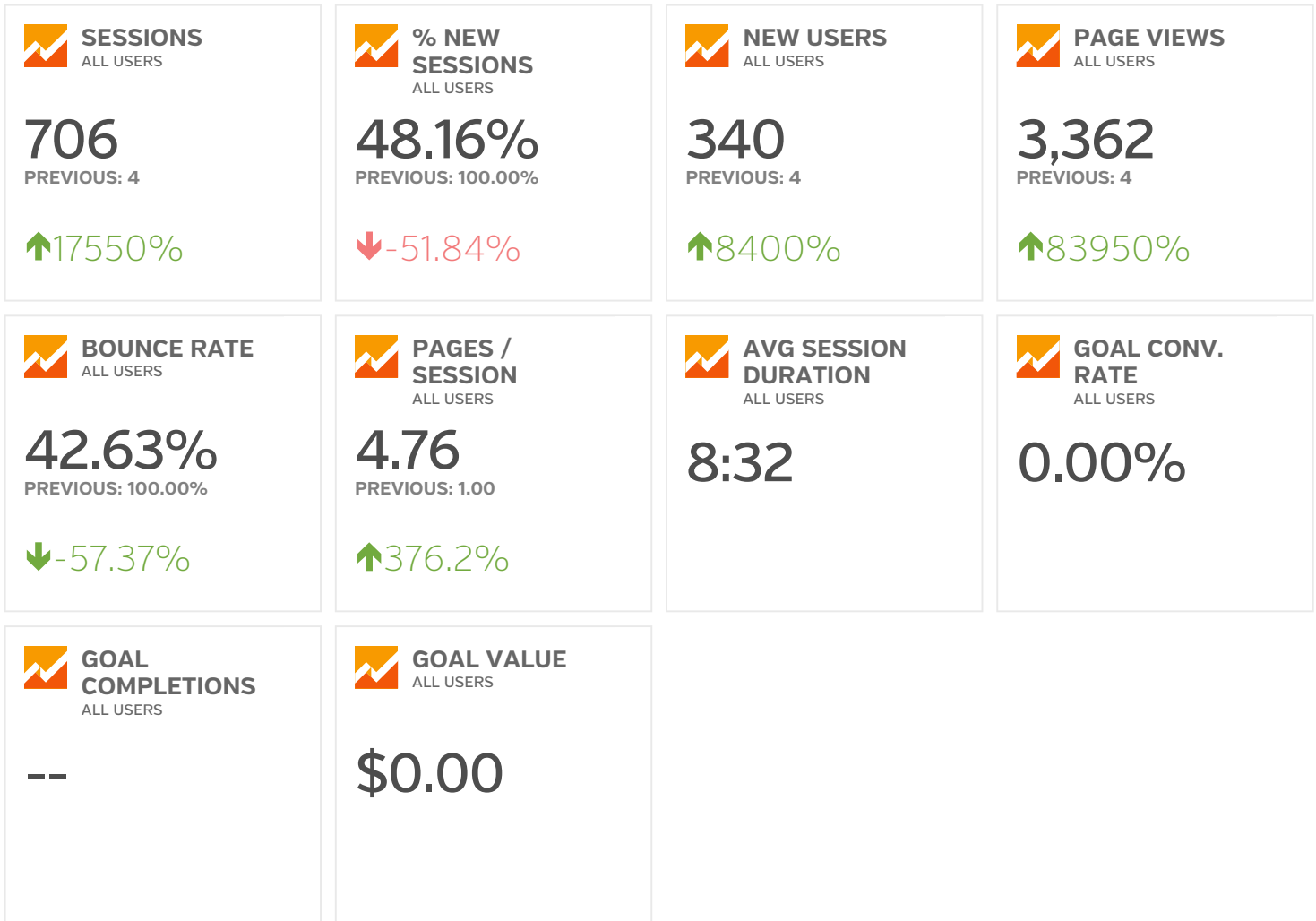


# Overview

05/08/2017 - 06/06/2017 [compared to 04/08/2017 - 05/07/2017]





**TOP TRAFFIC**  
ALL USERS

CHANNELS	SESSIONS	NEW USERS	BOUNCE RATE	PAGES / SESSION	AVG. SESSION DURATION	TRANSACTIONS	REVENUE	ECOMMERCE CONVERSION RATE
Direct	∞ 447 vs 0	∞ 175 vs 0	∞ 44.30% vs 0.00%	∞ 5.06 vs 0.00	∞ 9:14 vs 0:00	0.00% 0 vs 0	0.00% \$0.00 vs \$0.00	0.00% 0.00% vs 0.00%
Organic Search	∞ 213 vs 0	∞ 121 vs 0	∞ 38.97% vs 0.00%	∞ 4.64 vs 0.00	∞ 8:29 vs 0:00	0.00% 0 vs 0	0.00% \$0.00 vs \$0.00	0.00% 0.00% vs 0.00%
Referral	<span style="color: green;">▲</span> 725.00% 33 vs 4	<span style="color: green;">▲</span> 700.00% 32 vs 4	<span style="color: red;">▼</span> -57.58% 42.42% vs 100.00%	<span style="color: green;">▲</span> 127.27% 2.27 vs 1.00	∞ 2:05 vs 0:00	0.00% 0 vs 0	0.00% \$0.00 vs \$0.00	0.00% 0.00% vs 0.00%
Social	∞ 13 vs 0	∞ 12 vs 0	∞ 46.15% vs 0.00%	∞ 2.62 vs 0.00	∞ 2:09 vs 0:00	0.00% 0 vs 0	0.00% \$0.00 vs \$0.00	0.00% 0.00% vs 0.00%

 **TOP REFERRALS**  
ALL USERS

SOURCE	SESSIONS	NEW USERS	BOUNCE RATE	PAGES / SESSION	AVG. SESSION DURATION	TRANSACTIONS	REVENUE	ECOMMERCE CONVERSION RATE
scotsman.com	∞ 16 vs 0	∞ 15 vs 0	∞ 50.00% vs 0.00%	∞ 1.94 vs 0.00	∞ 2:18 vs 0:00	0.00% 0 vs 0	0.00% \$0.00 vs \$0.00	0.00% 0.00% vs 0.00%
t.co	∞ 6 vs 0	∞ 6 vs 0	∞ 50.00% vs 0.00%	∞ 1.83 vs 0.00	∞ 1:18 vs 0:00	0.00% 0 vs 0	0.00% \$0.00 vs \$0.00	0.00% 0.00% vs 0.00%
eie-invest.com	∞ 3 vs 0	∞ 3 vs 0	∞ 0.00% vs 0.00%	∞ 3.00 vs 0.00	∞ 0:53 vs 0:00	0.00% 0 vs 0	0.00% \$0.00 vs \$0.00	0.00% 0.00% vs 0.00%
equitygap.co.uk	∞ 3 vs 0	∞ 3 vs 0	∞ 33.33% vs 0.00%	∞ 1.67 vs 0.00	∞ 0:41 vs 0:00	0.00% 0 vs 0	0.00% \$0.00 vs \$0.00	0.00% 0.00% vs 0.00%
facebook.com	∞ 3 vs 0	∞ 2 vs 0	∞ 33.33% vs 0.00%	∞ 5.00 vs 0.00	∞ 5:18 vs 0:00	0.00% 0 vs 0	0.00% \$0.00 vs \$0.00	0.00% 0.00% vs 0.00%

 **TOP LANDING PAGES**  
ALL USERS

LANDING PAGE	SESSIONS	NEW USERS	BOUNCE RATE	PAGES / SESSION	AVG. SESSION DURATION	TRANSACTIONS	REVENUE	ECOMMERCE CONVERSION RATE
/	▲9,200.00% 279 vs 3	▲6,266.67% 191 vs 3	▼-58.06% 41.94% vs 100.00%	▲187.81% 2.88 vs 1.00	∞ 3:01 vs 0:00	0.00% 0 vs 0	0.00% \$0.00 vs \$0.00	0.00% 0.00% vs 0.00%
/2017/	∞ 263 vs 0	∞ 86 vs 0	∞ 37.26% vs 0.00%	∞ 6.52 vs 0.00	∞ 11:33 vs 0:00	0.00% 0 vs 0	0.00% \$0.00 vs \$0.00	0.00% 0.00% vs 0.00%
/personal-guardian-alarm/	∞ 16 vs 0	∞ 5 vs 0	∞ 50.00% vs 0.00%	∞ 2.44 vs 0.00	∞ 7:12 vs 0:00	0.00% 0 vs 0	0.00% \$0.00 vs \$0.00	0.00% 0.00% vs 0.00%
/2017/about/	∞ 14 vs 0	∞ 2 vs 0	∞ 28.57% vs 0.00%	∞ 10.14 vs 0.00	∞ 30:27 vs 0:00	0.00% 0 vs 0	0.00% \$0.00 vs \$0.00	0.00% 0.00% vs 0.00%
/2017/lone-worker-legislation/	∞ 14 vs 0	∞ 1 vs 0	∞ 50.00% vs 0.00%	∞ 6.50 vs 0.00	∞ 18:01 vs 0:00	0.00% 0 vs 0	0.00% \$0.00 vs \$0.00	0.00% 0.00% vs 0.00%

 **TOP SOCIAL NETWORK REFERRALS**  
ALL USERS

SOCIAL NETWORK	SESSIONS	PAGE VIEWS	AVG. SESSION DURATION	PAGES / SESSION	TRANSACTIONS	REVENUE	ECOMMERCE CONVERSION RATE
Twitter	∞ 6 vs 0	∞ 11 vs 0	∞ 1:18 vs 0:00	∞ 1.83 vs 0.00	0.00% 0 vs 0	0.00% \$0.00 vs \$0.00	0.00% 0.00% vs 0.00%
Facebook	∞ 4 vs 0	∞ 16 vs 0	∞ 3:58 vs 0:00	∞ 4.00 vs 0.00	0.00% 0 vs 0	0.00% \$0.00 vs \$0.00	0.00% 0.00% vs 0.00%

SOCIAL NETWORK	SESSIONS	PAGE VIEWS	AVG. SESSION DURATION	PAGES / SESSION	TRANSACTIONS	REVENUE	ECOMMERCE CONVERSION RATE
LinkedIn	∞ 3 vs 0	∞ 7 vs 0	∞ 1:27 vs 0:00	∞ 2.33 vs 0.00	0.00% 0 vs 0	0.00% \$0.00 vs \$0.00	0.00% 0.00% vs 0.00%

 **TOP EVENTS**  
ALL USERS

No results found.

 **TOP CAMPAIGNS**  
ALL USERS

No results found.