

**UPS Internet Shipping: View/Print Label**

1. **Ensure there are no other shipping or tracking labels attached to your package.** Select the Print button on the print dialog box that appears. Note: If your browser does not support this function select Print from the File menu to print the label.

2. **Fold the printed label at the solid line below.** Place the label in a UPS Shipping Pouch. If you do not have a pouch, affix the folded label using clear plastic shipping tape over the entire label.

**3. GETTING YOUR SHIPMENT TO UPS**

**Customers with a Daily Pickup**

Your driver will pickup your shipment(s) as usual.

**Customers without a Daily Pickup**

Take your package to any location of The UPS Store®, UPS Access Point(TM) location, UPS Drop Box, UPS Customer Center, UPS Alliances (Office Depot® or Staples®) or Authorized Shipping Outlet near you. Items sent via UPS Return Services(SM) (including via Ground) are also accepted at Drop Boxes. To find the location nearest you, please visit the 'Find Locations' Quick link at ups.com.

Schedule a same day or future day Pickup to have a UPS driver pickup all of your Internet Shipping packages.



Hand the package to any UPS driver in your area.

UPS Access Point™  
THE UPS STORE  
955 MASSACHUSETTS AVE  
CAMBRIDGE ,MA 02139

UPS Access Point™  
STAR VARIETY  
4 CENTRAL SQ  
CAMBRIDGE ,MA 02139

UPS Access Point™  
MONTROSE SPA  
1646 MASSACHUSETTS AVE  
CAMBRIDGE ,MA 02138

FOLD HERE

<b>SHIP TO:</b> JESSE DYLAN GROSSNO 6198230641 JESSE DYLAN GROSSNO 10 TROWBRIDGE ST. CAMBRIDGE MA 02138	<b>SHIP TO:</b> JESSE DYLAN GROSSNO 6198230641 JESSE DYLAN GROSSNO 316 W ANAPAMU #1 <b>SANTA BARBARA CA 93101</b>	<b>27 LBS</b> 1 OF 2 DWT: 18,17.9	<b>CA 931 0-20</b> 	<b>UPS GROUND</b> TRACKING #: 1ZBT7 8W3 P2 9020 5032 	<b>BILLING: P/P</b> ATTENTION UPS DRIVER: SHIPPER RELEASE <small>UPS 19.L.05. 18X1100 07.04.04/2017</small>
--	--	---	---	---	---

**UPS Internet Shipping: View/Print Label**

1. **Ensure there are no other shipping or tracking labels attached to your package.** Select the Print button on the print dialog box that appears. Note: If your browser does not support this function select Print from the File menu to print the label.

2. **Fold the printed label at the solid line below.** Place the label in a UPS Shipping Pouch. If you do not have a pouch, affix the folded label using clear plastic shipping tape over the entire label.

**3. GETTING YOUR SHIPMENT TO UPS**

**Customers with a Daily Pickup**

Your driver will pickup your shipment(s) as usual.

**Customers without a Daily Pickup**

Take your package to any location of The UPS Store®, UPS Access Point(TM) location, UPS Drop Box, UPS Customer Center, UPS Alliances (Office Depot® or Staples®) or Authorized Shipping Outlet near you. Items sent via UPS Return Services(SM) (including via Ground) are also accepted at Drop Boxes. To find the location nearest you, please visit the 'Find Locations' Quick link at ups.com.

Schedule a same day or future day Pickup to have a UPS driver pickup all of your Internet Shipping packages.




Hand the package to any UPS driver in your area.

UPS Access Point™  
THE UPS STORE  
955 MASSACHUSETTS AVE  
CAMBRIDGE ,MA 02139

UPS Access Point™  
STAR VARIETY  
4 CENTRAL SQ  
CAMBRIDGE ,MA 02139

UPS Access Point™  
MONTROSE SPA  
1646 MASSACHUSETTS AVE  
CAMBRIDGE ,MA 02138

FOLD HERE

JESSE DYLAN CROSSNO 6198230641 JESSE DYLAN CROSSNO 10 TROWBRIDGE ST. CAMBRIDGE MA 02138	<b>8 LBS</b>	<b>2 OF 2</b>
<b>SHIP TO:</b> JESSE DYLAN CROSSNO 6198230641 JESSE DYLAN CROSSNO 316 W ANAPAMUJ #1 <b>SANTA BARBARA CA 93101</b>	<b>CA 931 0-20</b> 	DWT: 40.28,3
	<b>UPS GROUND</b> TRACKING #: 1ZBT7 8W3 P2 9007 5245	
<b>BILLING: P/P</b> <b>ATTENTION UPS DRIVER: SHIPPER RELEASE</b>		UPS 19.2.05. 1LRN6087.04.04/2017