

QC11K-NC Hydraulic Guillotine Shearing Machine-E21S system.docx



BRIEF INTRODUCTION

1. The design of the guillotine shear and cutter machine conforms to EU international standards.
2. The fuselage eliminates internal stress by annealing and vibration, ensuring high strength and precision.
3. Using SOLID WORKS 3D programming to design all these products and made with enhanced ST44-1 quality steel with the latest technology.
4. This QC11K NC shearing and cutting machine made by high-quality alloy tool steel which can meet the requirements of impacting load and high wear resistance when working. Backgauge is adjusted by HIWIN high-precision ball screw and linear guide driven by DELEM DAC360 CNC controller.
5. Frequency converters prevent positioning device horizontal swinging, effectively Improving the positioning accuracy of X axis in working process.
6. Rapid adjustment mechanism for rearranging blade clearance, rolling ball worktable to reduce friction and prevent work piece from scratching. Simple operation by hand and adjusting steplessly.
7. Can read oil level easily by oil gauge.
8. Detecting the cutting angle by the grating ruler.
9. Front safeguard rail adopts opening door cut off power to ensure operational safety.

STANDARD EQUIPMENT

1. The design of the guillotine shear and cutter machine conforms to EU international standards.
2. The fuselage eliminates internal stress by annealing and vibration, ensuring high strength and precision.
3. Using SOLID WORKS 3D programming to design all these products and made with enhanced ST44-1 quality steel with the latest technology.
4. This QC11K NC shearing and cutting machine made by high-quality alloy tool steel which can meet the requirements of impacting load and high wear resistance when working. Backgauge is adjusted by HIWIN high-precision ball screw and linear guide driven by DELEM DAC360 CNC controller.
5. Frequency converters prevent positioning device horizontal swinging, effectively Improving the

positioning accuracy of X axis in working process.

6. Rapid adjustment mechanism for rearranging blade clearance, rolling ball worktable to reduce friction and prevent work piece from scratching. Simple operation by hand and adjusting steplessly.

7. Can read oil level easily by oil gauge.

8. Detecting the cutting angle by the grating ruler.

9. Front safeguard rail adopts opening door cut off power to ensure operational safety.






ESTUN E21S Controller:






- High-definition LCD panel
- Backgauge X-axis positioning
- Control for general AC motors and frequency converters
- X-axis intelligent positioning
- Double programmable digital output
- One-key backup and restore of parameters
- Built-in time relay
- Program memory of up to 40 steps, 25 steps each program

- One side positioning
- Retract function
- Units:Mm/inch
- Switch between Chinese and English

Detailed Pictures:

	<p>ESTUN E21S NC Controller: The system is fixed on the electric cabinet to reduce the shaking in the working process, which is more stable and convenient for wiring, involving mechanical engineering design, which improves the comfort and accuracy of the operation.</p>
<p>Main motor: Siemens, Germany High performance Motor guarantees long service life and low noise during the operation.</p>	
	<p>Double oil pump: Sunny, USA Better stability and sealing, easy to maintain, lower noise when working.</p>
<p>Ball screw&linear guide(optional): HIWIN, Taiwan High precision backgauge device, high-performance ball screw and polished rod structure, guarantee the positioning accuracy, unique timing transmission mechanism, reliable and stable.</p>	
	<p>Hydraulic Valve: FIRST, America Casing tube: EMB, Germany Advanced hydraulic system makes the machine run more stable, hydraulic transmission significantly reduces the risk of hydraulic oil leakage.</p>

<p>Electrics: Schneider, France Frequency convertor: DELTA, Taiwan More stable performance More stable performance.</p>	
	<p>Foot pedal: KACON, South Korea The structure of science has put an end to misoperation and improved operation convenience and security.</p>
<p>Alloy cutter: Scientific proportioning of the alloy material can meet the requirement of the impacting load and high-value detainee interrogation group (hig) the war to hold generating the when working</p>	

Other details of the plate guillotine shearing machine:



QC1+A1:R251K/QC11Y Series Hydraulic Pendulum Plate Guillotine Shear and Cutter Machine Technical Parameters

Model	Cutting Thickness	Cutting Length	Angel Range	Backgauge Stroke	Approx Weight	Overall Length	Overall Width	Overall Height	Main Power
	mm	mm	(°)	mm	T	mm	mm	mm	KW
6×2500	6	2500	1-3	750	4.2	3140	1740	2040	7.5
6×3200	6	3200	1-3	750	5.7	3750	1770	3150	7.5
6×4000	6	4000	1-3	750	8.5	4830	1840	2150	11
6×5000	6	5000	1-3	750	11	5830	1840	2150	11
6×6000	6	6000	1-3	750	14	6480	2100	2300	11
8×2500	8	2500	1-3	750	4.4	3040	1700	1700	11
8×3200	8	3200	1-3	750	6	3860	1700	1700	11
8×4000	8	4000	1-3	750	8.9	4640	1700	1700	11
8×5000	8	5000	1-3	750	11.5	5400	2400	2000	11
8×6000	8	6000	1-3	750	16	6480	2100	2350	11

8×8000	8	8000	1-3	750	29.5	8580	2130	2350	11
10×2500	10	2500	1-3	750	6.5	3040	1800	1700	11
10×3200	10	3200	1-3	750	8	3850	1830	1900	15
10×4000	10	4000	1-3	750	12	4650	2100	2000	15
10×5000	10	5000	1-3	750	16	5750	2100	2000	15
10×6000	10	6000	1-3	750	24	6500	2100	2300	15
10×8000	10	8000	1-3	750	32	6800	2100	2300	15
13×2500	13	2500	1-3	750	8.5	3285	1830	2390	15
13×3200	13	3200	1-3	750	10	3855	1830	2390	18.5
13×4000	13	4000	1-3	1000	13.5	4850	1830	2390	18.5
13×6000	13	6000	1-3	1000	26	6850	1930	2650	18.5
13×8000	13	8000	1-3	1000	46	8950	2130	2850	18.5
13×9000	13	9000	1-3	1000	65	9980	2300	2950	18.5
13×10000	13	10000	1-3	1000	85	11050	2500	3100	18.5
16×2500	16	2500	1-3	1000	13	3440	1940	2830	22
16×3200	16	3200	1-3	1000	15	4010	1940	2830	22
16×4000	16	4000	1-3	1000	16.5	5010	1980	2830	22
16×5000	16	5000	1-3.5	1000	25	5900	2600	2830	22
16×6000	16	6000	1-3.5	1000	31	6900	2700	2830	22
16×8000	16	8000	1-3.5	1000	75	8900	2900	3430	22
20×2500	20	2500	1-3.5	1000	17	3440	1980	2830	37
20×3200	20	3200	1-3.5	1000	20	4010	1900	2830	37
20×4000	20	4000	1-3.5	1000	22	4850	2600	2900	37
20×6000	20	6000	1-3.5	1000	50	6700	3000	3000	37
30×2500	30	2500	1-3.5	1000	29	3440	1900	2830	37
30×3200	30	3200	1-3.5	1000	38	4200	1900	3000	37
40×2500	40	2500	1-3.5	1000	38	3440	2000	3000	37

QC11K/QC11Y Series Hydraulic Pendulum Plate Guillotine Shear and Cutter Machine Components

Serial No.	Part Description	Brief instruction/ Original		Note
1-	CNC Control system	Chinese Estun E21S NC System		Chinese
2-	Electrical components	Schneider Electrical from French		Travel switch & Limit switch
3-	Main Motor	Siemens from Germany Brand		
4-	BackGauge & RAM Drive	Inverter from Taiwan delta		Accurate positioning control
5-	Foot switch	KACON from South Korea		
6-	Hydraulic Valve	FIRST form America		
	Sealing Element	PARKER from U.S.A Brand		
7-	Tubing connector	EMB form Germany Brand		
8-	Ball screw/ Polished rod	HIWIN from TaiWan Brand		
2. Equipment				
1-	Pneumatic sheet support system	<input type="checkbox"/> Yes		<input checked="" type="checkbox"/> No

2-	Rear sheet sliding plates		<input checked="" type="checkbox"/> Yes		<input type="checkbox"/> No	Fixed type(metal)
3-	Angle Gauge		<input type="checkbox"/> Yes		<input checked="" type="checkbox"/> No	
4-	Squaring Arm(800mm)		<input checked="" type="checkbox"/> Yes		<input type="checkbox"/> No	
5-	Inverter accurate control		<input checked="" type="checkbox"/> Yes		<input type="checkbox"/> No	
6-	Light curtains for finger Protection		<input type="checkbox"/> Yes		<input checked="" type="checkbox"/> No	Reset button
7-	Back safety Sensors		<input type="checkbox"/> Yes		<input checked="" type="checkbox"/> No	
8-	Back metal fence Safety		<input checked="" type="checkbox"/> Yes		<input type="checkbox"/> No	
9-	Safety standards	<input checked="" type="checkbox"/>	<input type="checkbox"/>	<input type="checkbox"/>	<input type="checkbox"/>	
		CE	CSA	NR-12	OSHA	
Serial No.	Part Description	Brief instruction/ Original				Note
1-	CNC Control system	Delem DAC360 CNC System				Holland
2-	Electrical components	Schneider Electrical from French				Travel switch & Limit switch
3-	Main Motor	Siemens from Germany Brand				
4-	BackGauge & RAM Drive	Inverter from Taiwan delta				Accurate positioning control
5-	Foot switch	KACON from South Korea				
6-	Hydraulic System	Bosch-Rexroth form Germany				
	Sealing Element	PARKER from U.S.A Brand				
7-	Tubing connector	EMB form Germany Brand				
8-	Ball screw/ Polished rod	HIWIN from TaiWan Brand				
2. Equipment						
1-	Pneumatic sheet support system		<input type="checkbox"/> Yes		<input checked="" type="checkbox"/> No	
2-	Rear sheet sliding plates		<input checked="" type="checkbox"/> Yes		<input type="checkbox"/> No	Fixed type(metal)
3-	Angle Gauge		<input type="checkbox"/> Yes		<input checked="" type="checkbox"/> No	
4-	Squaring Arm(800mm)		<input checked="" type="checkbox"/> Yes		<input type="checkbox"/> No	
5-	Inverter accurate control		<input checked="" type="checkbox"/> Yes		<input type="checkbox"/> No	
6-	Light curtains for finger Protection		<input type="checkbox"/> Yes		<input checked="" type="checkbox"/> No	Reset button
7-	Back safety Sensors		<input type="checkbox"/> Yes		<input checked="" type="checkbox"/> No	
8-	Back metal fence Safety		<input checked="" type="checkbox"/> Yes		<input type="checkbox"/> No	
9-	Safety standards	<input checked="" type="checkbox"/>			<input type="checkbox"/>	<input type="checkbox"/>
					NR-12	OSHA