

WC67K NC Hydraulic Plate Press Brake

With E21 Controller



BRIEF INTRODUCTION

1. The WC67K [NC Hydraulic Press Brake](#)-E21 design meets EU international standards. The fuselage eliminates internal stress by annealing and ensures higher precision and strength. All NC hydraulic plate bending machines are designed using SOLID WORKS 3D programming and made with enhanced ST44-1 quality steel with the latest technology;
2. The WC67K series torsion axis hydraulic plate press brake uses Chinese ESTUN NC control system to help you increase your productivity and keep the lowest cost and lower maintenance costs. High quality and repetitive bending is obtained by using synchronized cylinders and valves;
3. E21 system programming control system and inverter realize the accurate positioning function of X axis Y axis;
4. Cutting-edge frequency response hydraulic control technology, rigid upper beam runs on 8-point bearings with bending precision of +/-0.01 mm;
5. Optional V-axis compensation function, and select the appropriate mold to bend complex shape work pieces easily.

STANDARD EQUIPMENT

NC [Hydraulic Metal Plate Bending Machine](#) Standard Press Brake Related Equipment:

1. Chinese E21 NC controller.
2. Y-axis and X-axis system control adjustment and frequency converter controls the positioning of them.
3. Linear guide rail and ball screw accuracy of 0.01mm(HIWIN,TAIWAN).
4. Steel mono-block construction.
5. Adjustable stop fingers.

6. Standard electrics from Schneider, France.
7. Standard oil tube connectors from EMB Germany.
8. Standard valves and oil pump from Bosch Rexroth Germany.
9. Standard main motor from Siemens Germany.
10. Hydraulic and electrical overload protection.
11. Light guards ensure the safety of operators during operation.

Chinese ESTUN E21 NC System:







- ❖ Monochrome LCD box panel.
- ❖ Integral factor freely programmable.
- ❖ Automatic positioning control(common motor or converter).
- ❖ Spindle offset allowance.
- ❖ Internal time relay.
- ❖ Stock counter and Internal time relay.
- ❖ Backgauge position display with 0.01mm resolution.
- ❖ Language: Chinese and English menu operation.
- ❖ Program memory of up to 40 programs and up to 25 steps per program.

E21 NC Controller & Frequency Converter :



E21 and frequency changer realize control through the bus communication implementation, the fast, accurate positioning and the built-in time relay can realize most of the logic functions and greatly increase the working efficiency.

Detailed Pictures:

	<p>European standard Punch & Dies: Made by 42CrMo steel. According to customer demand custom standard and non-target upper and lower die.</p>
<p>Main motor: Siemens Germany German siemens motor ensures more stable and durable service life and lower noise.</p>	
	<p>Valve: Bosch Rexroth, Germany Adopt integrated hydraulic control system, more reliable and easy for maintenance. Sealing rings: NOK, Japan Integrated hydraulic system can effectively prevent the problems caused by hydraulic oil leakage.</p>
<p>Oil pump: Sunny, America Guaranteed long service life and low working noise, it's easy for maintenance.</p>	
	<p>Ball screw & linear guide: HIWIN, Taiwan, China Double ball screws & linear guides in the two sides of the machine to guarantee high precision of backgauge device.</p>
<p>Electrics: Schneider, France Better stability and longer service life. with DELTA frequency converter to prevent X-axis swinging when positioning.</p>	



Photoelectric Proximity Switch:

The operation of double protection oil cylinder exceeds the schedule.

OPTIONAL Equipment:

Photo-electric protection:

The scientific and efficient guarantee of the operator's safety during operation.



Mechanical crowning:

Improving the bending angle accuracy and linearity.

Mechanical quick clamps:

Changing the upper die more safe and efficiency, improve the efficiency of work.



WC67K/WC67Y Series Hydraulic Press Brake (Plate Bending Machine) Technical Parameters

Type	Nominal Force	Worktable Length	Poles Distance	Throat Depth	Slider Travel	Max Open	Power	Weight	Dimension
	KN	mm	mm	mm	mm	mm	KW	kg	mm
40T/2000	400	2000	1350	230	100	320	5.5	2750	2000x1200x1910
40T/2500	400	2500	1850	230	100	320	5.5	3000	2500x1200x1910
50T/2000	500	2000	1350	230	100	320	5.5	2950	2000x1200x1910
50T/2500	500	2500	1850	230	100	320	5.5	3400	2500x1210x2000
63T/2500	630	2500	1900	250	100	320	5.5	4000	2500x1300x2210
63T/3200	630	3200	2560	250	100	320	5.5	4800	3200x1300x2210
80T/2500	800	2500	1990	300	100	320	7.5	5000	2500x1400x2300

80T/3200	800	3200	2560	320	100	350	7.5	6020	3200x1500x2300
80T/4000	800	4000	3000	320	100	350	7.5	7000	4000x1500x2400
100T/2500	1000	2500	2020	320	150	350	11	6000	2500x1600x2400
100T/3200	1000	3200	2600	320	150	400	11	6800	3200x1600x2600
100T/4000	1000	4000	3000	320	150	400	11	8400	4000x1600x2700
125T/2500	1250	2500	2020	320	150	350	11	6500	2500x1600x2400
125T/3200	1250	3200	2580	320	150	400	11	7200	3200x1600x2600
125T/4000	1250	4000	3000	320	150	400	11	8800	4000x1600x2700
160T/3200	1600	3200	2600	320	200	460	11	10500	3200x1700x2700
160T/4000	1600	4000	3000	320	200	460	11	11500	4000x1700x2800
160T/5000	1600	5000	4000	320	200	460	11	14000	5000x1900x3100
160T/6000	1600	6000	5000	320	200	460	11	19500	6300x1900x3200
200T/3200	2000	3200	2500	320	200	460	11	12500	3200x1950x2800
200T/4000	2000	4000	3000	320	200	460	11	13600	4000x1950x2800
200T/5000	2000	5000	4000	320	200	460	11	14500	5000x1950x3000
200T/6000	2000	6000	5000	320	200	460	11	21000	6000x1950x3330
250T/3200	2500	3200	2500	400	250	590	18.5	19000	3250x2000x3200
250T/4000	2500	4000	3000	400	250	590	18.5	20200	4000x2000x3400
250T/5000	2500	5000	4000	400	250	590	18.5	23500	5000x2000x3400
250T/6000	2500	6000	5000	400	250	590	18.5	27500	6000x2000x3400
300T/3200	3000	3200	2530	400	250	590	22	20500	3200x2000x3450
300T/4000	3000	4000	3000	400	250	590	22	22500	4000x2000x3450
300T/5000	3000	5000	4000	400	250	590	22	25000	5000x2000x3450
300T/6000	3000	6000	5000	400	250	590	22	30000	6000x2000x3450
400T/4000	4000	4000	3000	400	250	590	30	25000	4000x2180x3400
400T/5000	4000	5000	4000	400	250	590	30	29000	5000x3180x3500
400T/6000	4000	6000	5000	400	250	590	30	35000	6000x2180x3800
500T/4000	5000	4000	3000	400	250	590	45	35000	4000x2580x3500
500T/5000	5000	5000	4000	400	250	590	45	44000	5050x3500x3700
500T/6000	5000	6000	5000	400	320	590	45	55000	6050x3500x3700
600T/4000	6000	4000	3000	400	320	590	55	45000	4050x4500x3700
600T/6000	6000	6000	5000	400	320	590	55	60000	6050x4500x3700
800T/6000	8000	6000	5000	400	320	590	55	75000	6300x4500x6000

NC Hydraulic Metal Plate Press Brake Bending Machine Components

Serial No.	Part Description	Brief instruction	Country of origin
------------	------------------	-------------------	-------------------

1	Estun NC System	ESTUN E21	China
2	Electrical components	Schneider Electrical	French
3	Main Motor	Siemens	Germany
4	Backgauge & RAM Drive	Converter from Delta	Taiwan, China
5	Ball screw/ Liner guide	HIWIN	Taiwan, China
6	Foot switch	KACON	Korea
7	Travel switch	Schneider Electrical	French
8	Hydraulic System	Bosch Rexroth	Germany
9	Hydraulic Pump	SUNNY	USA
10	Tubing connector	EMB	Germany
11	Seal Ring	NOK	Japan
12	Die	One set standard tools from GLDMA	China
13	Front/Back Safety Guard	GLDMA	China
Optional			
1	Safety light curtain	KELI	China
2	Laser Safety Protection	FISSLER	Germany
3	Manual Crowning system	GLDMA	CHINA
4	E200P /DA41s	Estun/Delem	CHINA/Dutch
5	Fast Clamp	KYOKKO	Japan
Safety Configuration			
1	Warning of high oil temperature	<input type="checkbox"/> Yes <input type="checkbox"/> No	
2	High oil pressure protection	<input type="checkbox"/> Yes <input type="checkbox"/> No	
3	Motor overload protection	<input type="checkbox"/> Yes <input type="checkbox"/> No	
5	Left & Right side protection	<input type="checkbox"/> Yes <input type="checkbox"/> No	Fixed type(metal)
6	Electricity leakage protection	<input type="checkbox"/> Yes <input type="checkbox"/> No	
9	Safety standards	<input type="checkbox"/> CE <input type="checkbox"/> CSA <input type="checkbox"/> NR12 <input type="checkbox"/> OSHA	

Contacts:

Manufacturer: Maanshan Gilde CNC Machine Tool Co., Ltd

Email: admin@gldma.com

Web: <http://www.gldma.com/>

TELL: +86-18298235825 (whatsapp)