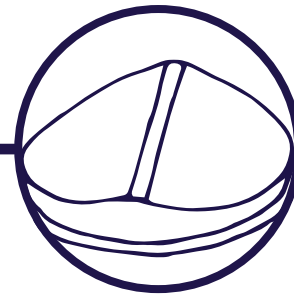



THE
PULLMAN
SYSTEM

CONTROL
WHAT YOU CAN
CONTROL



CHISEL

Features

- Diameter 58.40 +/-
- Stainless steel ring for glide

Results

- Sideways movement, minimal tamping (causing cracks)
- Minimum static
- Consistent distribution
- Less time training new staff
- Helping achieve even extraction




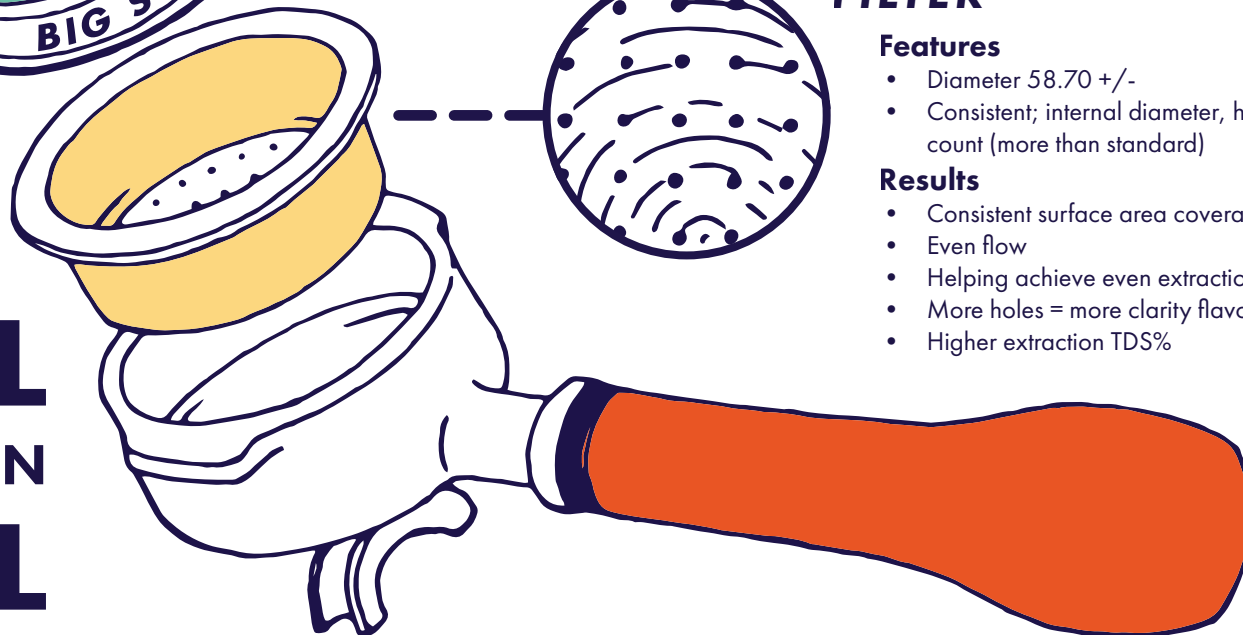
BIG STEP

Features

- Diameter 58.55 +/-
- Hardest steel to maintain precise stepped-edge

Results

- Minimal suction
- Maximum surface area compressed
- Adjustable for the individual
- Eliminates channeling
- Higher extraction TDS%



FILTER

Features

- Diameter 58.70 +/-
- Consistent; internal diameter, hole shape, hole size and hole count (more than standard)

Results

- Consistent surface area coverage for tampers
- Even flow
- Helping achieve even extraction
- More holes = more clarity flavours
- Higher extraction TDS%



PULLMAN

ESPRESSO ACCESSORIES


OUR MISSION

Using local materials and expertise since 2002, we strive to create quality, progressive tools to meet the expectations of the ever-evolving coffee industry.

**Coffee has quite a journey
before reaching the barista.**

**Each process is carefully
calculated... tested and
reviewed... and tested again.**

**Why should your job be
any different?**



#PULLMANONBAR