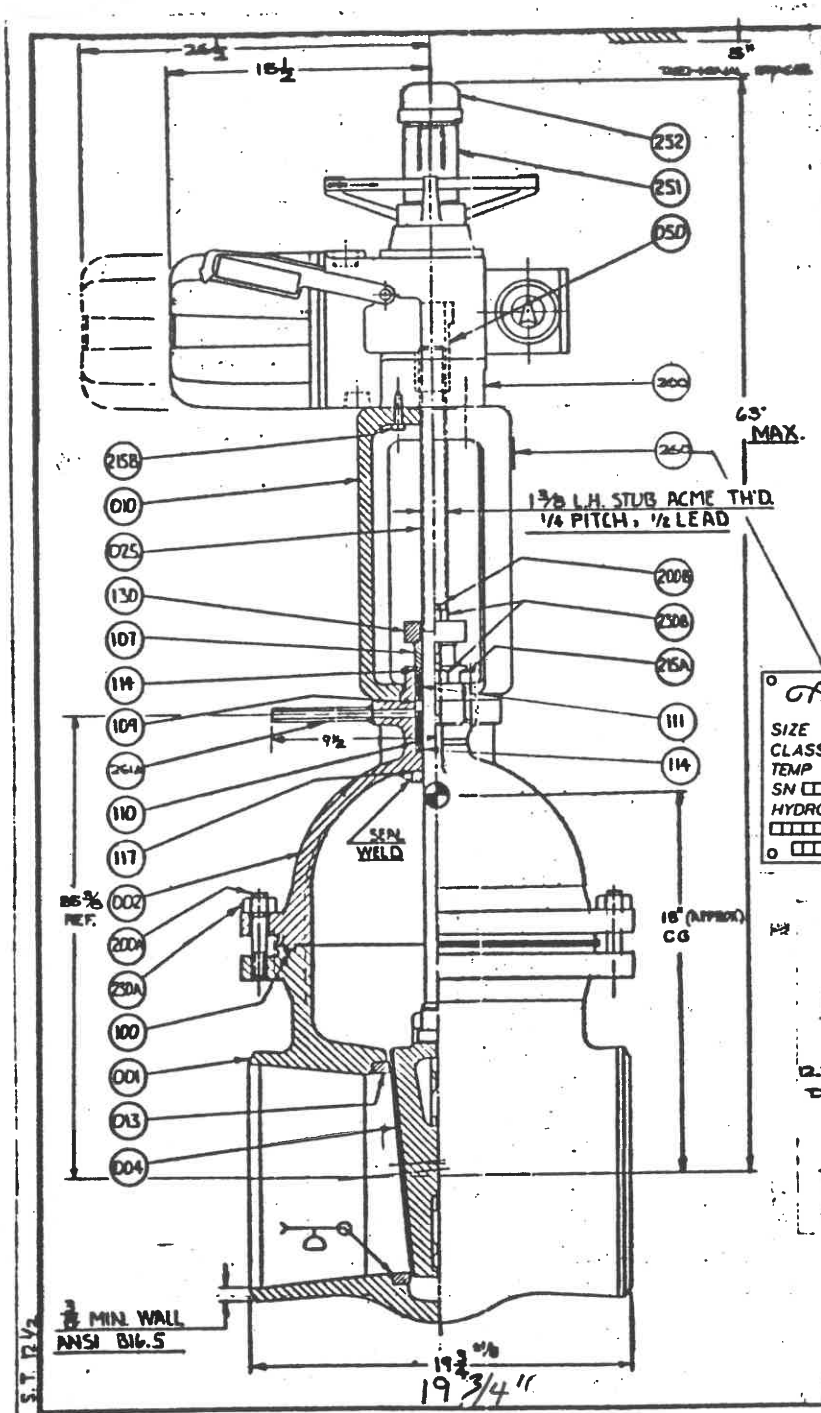


GENERAL NOTES:

1. DESIGN AND MANUFACTURE CONFORMS TO THE ASME BOILER AND PRESSURE VESSEL CODE, SECTION III, WINTER 1975, CLASS 2 AND WPPSS SPECIFICATION 9779-41.
2. HYDROSTATIC TESTS
   SHELL TEST PRESSURE 425 FOR 10 MINUTES.
   SEAT TEST PRESSURE 92 FOR 2 MINUTES
3. ESTIMATED TOTAL WEIGHT 900 LBS (APPROX)
4. $C_v$ = 10290
5. VALVE PAINTING - UNFINISHED CARBON STEEL EXTERNAL SURFACES ONLY

MANUFACTURER TNEMEC CO.
TYPE POLYAMIDE CURED EPOXY
SURFACE PREP COMMERCIAL BLAST SP-6
PRIME COAT 66-121 DFT 3 - 5 MILS
FINISH COAT 66-121 DFT 3 - 5 MILS

6. DESIGN PRESSURE 150 PSI @ 800 °F
7. CLEAN CLASS "B" & QUALITY CLASS "1".

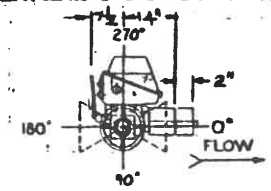


MOTOR ORIENTATION
FOR 4-CSS-V-13A
& 1-CSS-V-13A

| ITEM NO | DESCRIPTION | MAT'L SPEC. ASME "SA" ASTM "A" |
|---|---|---|
| 001 | BODY | SA 351 CF8 |
| 002 | BONNET | SA 351 CF8 / SA 182 304 |
| 004 | DISC (STELL. FACED) | SA 351 CF8 |
| 010 | YOKE | A 216 WCB |
| 013 | SEAT RING (STELL. FACED) | SA 182-304/316 / SA 182-304/316 |
| 025 | STEM | A 564 TY 630 |
| 050 | MOTOR DRIVE SLEEVE | LIMITORQUE |
| 100 | GASKET | FLEXITALLIC |
| 107 | GLAND | A 479 TY 304/316 |
| 109 | LANTERN RING | A 479 TY 316/304 |
| 110 | PACKING (LOWER) | FLEXITALLIC GRAFOIL ANODIZED |
| 111 | PACKING (UPPER) | FLEXITALLIC GRAFOIL ANODIZED |
| 117 | BACKSEAT BUSHING (STELL. FACED) | SA 479 TY 304 |
| 130 | GLAND FLANGE | A 240 TY 304/316 |
| 200A | STUD (BONNET) | SA 453 TY 660 |
| 200B | GLAND STUD | A 193 B7 |
| 215A | CAPSCREW (YOKE) | AS74 |
| 215B | CAPSCREW (MOTOR OPER.) | AS74 |
| 230A | NUT (BONNET) | SA 194 B7 |
| 230B | NUT (GLAND STUD) | A 194 2H |
| 251A | PIPE (LEAK-OFF CONN.) ½ I.P.S. SCH. 80 | SA 312 TY 304 |
| 251 | PIPE (STEM PROTECTOR) | A 120 |
| 252 | CAP (STEM PROTECTOR) | COMM. |
| 260 | NAME PLATE | A 240 TY 304 |
| 300 | MOTOR OPERATOR (LIMITORQUE) | SMB-000-15 |
| 114 | PACKING (END RING) | #1625 GF |

Anchor/Darling Valve Company
HAYWARD, CALIFORNIA

| | | | |
|---|---|---|---|
| SIZE | | BODY | |
| CLASS | | STEM | |
| TEMP °F | | DISC | |
| SN | | SEAT | |
| HYDRO | PSIG | DWG | |

ANCHOR/DARLING VALVE CO.
N
275 PSI at 100 °F
92 PSI at 800 °F
CLASS SERIAL NO.
2
YEAR BUILT

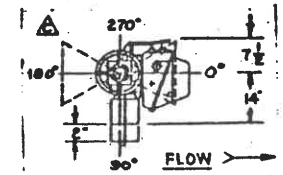


MOTOR ORIENTATION
FOR 4-CSS-V-14B
& 1-CSS-V-14B

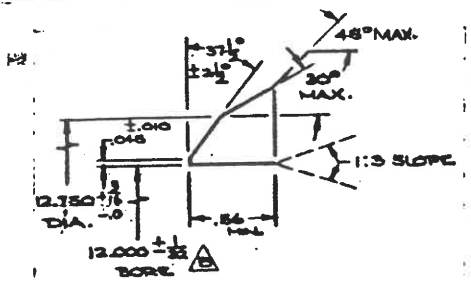


BUTT WELD END DETAIL
TYPE V1, PIPE SCHED. "STANDARD"
REF.: WPPSS DWG. 9779-F-80S104

| | | | |
|---|---|---|---|
| 5860-20 | 2 | 114 | 4-CSS-V-13A, 4-CSS-V-14B |
| 5860-19 | 2 | 114 | 1-CSS-V-13A, 1-CSS-V-14B |
| SJO No. | QTY. | ITEM NO. | VALVE IDENT. No. |

ANCHOR/DARLING VALVE CO.

WPPSS CONTRACT Nº 9779-41
WASHINGTON PUBLIC POWER SUPPLY SYSTEM
NUCLEAR PROJECT Nº 1 & 4
ANCHOR/DARLING VALVE COMPANY

# 12"-150# GATE VALVE

BOLT. BONN., B.W. ENDS, LIP SEAL
DOUBLE PACKING, SMB-000 MOTOR OPER.

| | | | |
|---|---|---|---|
| DRAWN BY: SEO | DATE: 1/31/77 | DRAWING TYPE: CCA | REV |
| CHECKED: [illegible] | SCALE: NONE | H-77-3783 | D |
| APPD BY: [illegible] | DATE: 2/28/77 | | |

| | | | |
|---|---|---|---|
| D | (WAS) WINTER 1976 (ISS) | [illegible] | [illegible] |
| C | ADDED MOTOR ORIENTATION FOR 4-CSS-V-14B & 1-CSS-V-14B | JW 4-26-76 | [illegible] |
| B | ±1/32 WAS ±1/16 | SEO 2-17-77 | [illegible] |
| A | REV. PER CUST. COMMENTS | DLA 5-25-77 | [illegible] |

FOLLOWING ALTERNATE MATERIAL

REF. DWGS.: STD. CERT. DWG. (ST. D. SOLT. BONN.)