



Get The Perfect Fit With Joseph Ribkoff Dresses



When buying [Joseph Ribkoff dresses sale](#) online, it is important to buy the right size to get the perfect fit. This ensures that the dress is comfortable, accentuates your style and suits your body shape. The key to buying the right size is to take the right body measurements.

The first measurement that you need is around the fullest part of your bust. Keep the tape measure firmly against your body as you measure, but do not pull too tightly. Your waist size is another crucial measurement. You need to measure where your body naturally creases when you bend to the side. Alternatively, measure around your body, two inches above your belly button. This is usually considered to be the waistline. Hip measurements are also key when choosing [Joseph Ribkoff dresses London](#). To ensure you do not end up with a dress that is too tight, leave the tape measure looser while taking this measurement.


Now check these measurements against the sizing chart on the website or the measurements given in the Joseph Ribkoff dresses product descriptions. If you are unsure, then contact the seller and discuss the perfect dress size for your measurements.



BUY THE RIGHT SIZE TO GET THE PERFECT FIT



TAPE MEASURE FIRMLY AGAINST YOUR BODY AS YOU MEASURE, BUT DO NOT PULL TOO TIGHTLY



JOSEPH RIBKOFF DRESSES PRODUCT DESCRIPTIONS

CONTACT THE SELLER AND DISCUSS THE PERFECT DRESS SIZE FOR YOUR MEASUREMENTS